




Province of the
EASTERN CAPE
SOCIAL DEVELOPMENT &
SPECIAL PROGRAMMES

EASTERN CAPE DEPARTMENT OF SOCIAL DEVELOPMENT AND SPECIAL PROGRAMMES

**ANNUAL
REPORT
VOTE 4 ■ 2012|13**

Building a Caring Society, Together





Province of the
EASTERN CAPE
SOCIAL DEVELOPMENT &
SPECIAL PROGRAMMES

**ANNUAL REPORT
2012-2013**

**DEPARTMENT OF
SOCIAL DEVELOPMENT AND SPECIAL PROGRAMMES**

**EASTERN CAPE PROVINCE
VOTE 4**

Building a Caring Society, Together

Contents

PART A: GENERAL INFORMATION

1.1	Department General Information	4
1.2	List of Abbreviations	5
1.3	Strategic Overview	6
1.4	Legislative and Other Mandates	7
1.5	Organisational Structure	10
1.6	Entities Reporting to the MEC	10
1.7	Foreword by the MEC of the Department	11
1.8	Accounting Officer's Overview	13

PART B: PERFORMANCE INFORMATION

2.1	Accounting Officer's Statement of Responsibility for Performance Information	16
2.2	Auditor General's Report: Predetermined Objectives	17
2.3	Overview of Departmental Performance	17
2.4	Strategic Outcome Orientated Goals	22
2.5	Performance Information by Programme	24
2.6	Summary of Financial Information	122

PART C: GOVERNANCE

3.1	Introduction	130
3.2	Risk Management	130
3.3	Fraud and Corruption	131
3.4	Minimising Conflict of Interest	131
3.5	Code of Conduct	131
3.6	Health Safety and Environmental Issues	132
3.7	Internal Control Unit	132
3.8	Audit Committee Report	133

PART D: HUMAN RESOURCE MANAGEMENT

4.1	Legislature that govern HR Management	136
4.2	Introduction	136
4.3	Human Resources Oversight Statistics	138

PART E: FINANCIAL INFORMATION

	Report of the Accounting Officer	168
	Statement of Responsibility for Annual Financial Statements	175
	Report of the Auditor General	176
	Annual Financial Statements	180

PART F: ANNEXURES

	Annexure 1: Transfer Payments	237
--	-------------------------------	-----



PART A | **GENERAL INFORMATION**



1.1 DEPARTMENT GENERAL INFORMATION

DEPARTMENT OF SOCIAL DEVELOPMENT AND SPECIAL PROGRAMMES

PHYSICAL ADDRESS: Beacon Hill Office Park
Corner of Hargreaves Road and Hockley Close
King Williams Town

POSTAL ADDRESS: Private Bag X0039
BHISHO
5606

TELEPHONE NUMBER/S: 043 605 5218

FAX NUMBER: 043 605 5475

EMAIL ADDRESS: gcobani.maswana@socdev.ecprov.gov.za

WEBSITE ADDRESS: www.socdev.ecprov.gov.za

1.2 LIST OF ABBREVIATIONS/ACRONYMS

ABET:	Adult Basic Education Training	IGR:	Inter-Governmental Relations
ACDP:	Assistant Community Development Practitioner	IMST:	Information Management Systems Technology
AGSA:	Auditor General South Africa	IOD:	Injury on Duty
AIDS:	Acquired Immune Deficiency Syndrome	ISS:	Information System Security
BAS:	Basic accounting System	IT:	Information Technology
BBBEE:	Broad Based Black Economic Empowerment	LAN:	Local Area Network
CBO:	Community Based Organisation	LR:	Labour Relations
CBR:	Community Based Rehabilitation	M&E:	Monitoring and Evaluation
CDF:	Community Development Fora	MEC:	Member of Executive Council
CFO:	Chief Financial Officer	MIS:	Management Information System
CHH:	Child Headed Households	MOU:	Memorandum of Understanding
CIO:	Chief Information Officer	MTSF:	Medium Term Strategic Framework
COO:	Chief Operations Officer	MTEF:	Medium Term Expenditure Framework
COE:	Compensation of Employees	NDA:	National Development Agency
CPO:	Child Protection Organisation	NFD:	Non-Financial Data
CYCC:	Child and Youth Care Centre	NISIS:	National Integrated Social Information System
ECD:	Early Childhood Development	NGO:	Non-Governmental Organisation
ECNOG:	Eastern Cape Non Governmental Organisation Coalition	NPO:	Non-Profit Organisation
ECPG:	Eastern Cape Provincial Government	NQF:	National Qualifications Framework
EEP:	Employment Equity Policy	NYSP:	National Youth Skills Programme
EXCO:	Executive Committee	OD:	Organisational Development
EPWP:	Expanded Public Works Programme	OTP:	Office of the Premier
FBPEM:	Family Based Poverty Eradication Model	PFMA:	Public Financial Management Act
GIS:	Geographical Information Systems	PGDP:	Provincial Growth and Development Plan
HCBC:	Home Community Based Care	PMDS:	Performance Management and Development System
HCM:	Human Capital Management	POA:	Programme of Action
HDI:	Historically Disadvantaged Individuals	PSCBC:	Public Service Coordination and Bargaining Council
HIV:	Human Immunodeficiency Virus	SDIP:	Service Delivery Improvement Plan
HOD:	Head of the Department	SMME:	Small, Medium, Micro Entities
HRA:	Human Resources Administration	SPU:	Special Programme Unit
HRD:	Human Resources Development	STATSSA:	Statistics South Africa
HSRC:	Human Sciences Research Council	TADA:	Teenagers Against Drug Abuse
ICT:	Information Communication Technology	VEP:	Victim Empowerment Program
IDP:	Integrated Development Plan		
IEW:	Integrated Employee Wellness		

1.3 STRATEGIC OVERVIEW

Vision

A caring society for the protection and development of the poor and vulnerable towards a better life for all.

Mission

To improve the quality of life and social well-being of the poor and vulnerable with a special focus on women, children, older persons, youth and people with disabilities through integrated developmental social services.

Values

All employees of the Department are expected to subscribe to the Code of Conduct for Public Servants and the Batho Pele Principles. The following Department-specific values apply:

- **Respect for a person's knowledge and resources, as well as their potential to develop and change.**
- Recognition of the rights of all to participate fully in exercising control over and being accountable for their own lives, and accessing their share of societal resources
- A commitment to facilitate social processes towards relationships that build effective and healthy organizations, communities, and ultimately, a just and equitable society
- Absolute integrity
- A culture of honesty
- Professionalism
- Acceptance of responsibility and accountability
- Striving for and maintaining credibility
- High standards of service delivery
- A sense of pride in belonging to the Department

Strategic outcome orientated goals

- Corporate Governance and Strategic Leadership
- Developmental Social Welfare Services
- Community Development

1.4 LEGISLATIVE AND OTHER MANDATES

Constitutional mandates

The Constitution of the Republic of South Africa (section 27 (1)) (c), provides for the right of access to appropriate social assistance to those unable to support themselves and their dependants.

Section 28(1) of the Constitution enshrines the rights of the children with regard to appropriate care, basic nutrition, shelter, health care services and social services.

Schedule 4 of the Constitution mandates the Provincial Governments to render population development and welfare services.

Legislative mandates

The Department of Social Development and Special Programmes derives its mandate from several pieces of legislation and policies, including the White Paper for Social Welfare (1997) and the Population Policy (1998). The constitutional mandate of the department is to provide sector-wide national leadership in social development.

Based on its mandate, the Department of Social Development and Special Programmes develops and implements programmes for the eradication of poverty, social protection and social development among the poorest of the poor, and the most vulnerable and marginalised. The department effectively implements this through its partnerships with its primary customers/clients and all those sharing its vision.

Aged Persons Act, 1967 / Older Persons Act, 2006

This Act provides for the protection and welfare of certain aged and debilitated persons, for the care of their interests, for the establishment and registration of certain institutions, and for the accommodation and care of older persons in such institutions. The Act was amended a number of times before April 1994. Further amendments were made in November 1994 in order to repeal certain discriminatory provisions. Further amendments were also made in November 1998 to provide for the establishment of management committees for homes for the aged, to require reporting on the abuse of aged persons, and to regulate the prevention of the abuse of aged persons. The Older Persons Bill that was tabled in 2003 was passed into law in 2006.

The Act deals effectively with the plight of older persons by establishing a framework aimed at the empowerment and protection of older persons and the promotion and maintenance of their status, rights, well-being, safety and security. This Act provides for older persons to enjoy quality of services while they stay with their families in the community for as long as possible. Chapter 3 of the Act deals specifically with the development of community-based care and support programmes that fall into two broad categories, namely, prevention and promotion programmes which ensures the independent living of older persons in the community; and home-based care, which ensures that frail older persons are receiving maximum care within the community through comprehensive range of integrated services. It further recognises the wisdom, knowledge for the protection and skills of older persons. Furthermore, it promotes active participation of older persons in the community.

Fund-Raising Act, 1978

The Fund-Raising Act of 1978, which provided for control of the collection of contributions from the public and for the establishment of various relief funds, was, except for the relief fund chapter thereof, repealed in 1997 by the Non-Profit Organisations Act, 1997.

Social Service Professions Act, 1978

This Act, formerly known as the Social Work Act, provides for the establishment of the South Africa Council for Social Work and defines its powers and functions. The Act was amended in 1995 to provide for the establishment of the South African Interim Council for Social Work and for the rationalisation of certain laws relating to social workers that remained in force in the various areas of the provincial territory of the Republic. The Act was also amended in 1996 in order to make the South African Interim Council for Social Work more representative of the people of the country. The 1998 amendment established the South African Council for Social Service Professions, and professional boards for social service professions.

Child Care Act, 1983 / Children's Act, 2005

The Child Care Act, 1983, which provides for the establishment of children's courts and the appointment of commissioners of child welfare, for the protection and welfare of certain children, for the adoption of children, for the establishment of certain institutions for the reception of children and for the treatment of children after such reception, was amended in 1996 to provide for legal representation for children and for the registration of shelters. The 1998

amendment provided for the rights of certain natural fathers, where the adoption of their children born out of wedlock was proposed, and for certain notice to be given. The 1999 amendment provided for the establishment of secure care facilities and for the prohibition against the commercial sexual exploitation of children. This Act provides for the establishment and implementation of programmes aimed at combating crime and for the rendering of assistance to and treatment of certain persons involved in crime. The Probation Services Amendment Bill was approved by Parliament in August 2002. The Probation Services Amendment Act, 2002 (Act No. 35 of 2002) came into operation on 7 November, 2002. The Child Care Act, 1983, has been under review for the past few years, leading to the drafting of a comprehensive **Children's Bill, which was introduced into Parliament in 2003. Subsequently, the Bill was found to be one of mixed character, in that it combined aspects conferring rights (which fall under section 75 of the Constitution dealing with matters falling within the functional area of national legislative competence) and services (which fall under section 76 of the Constitution dealing with matters falling within the functional area of concurrent national and provincial legislative competence). In the absence of any procedure in Parliament to deal with mixed Bills, the Children's Bill had to be split into two, i.e. the section 75 component and the section 76 component. The section 75 component was passed by the provincial Assembly and the President signed it into law in October 2005. It is now known as the Children's Act, 2005. The section 76 component was introduced in the NCOP as the Children's Amendment Bill, which will amend the Children's Act, 2005, in order to incorporate into the law matters falling within the functional area of concurrent national and provincial legislative competence.**

Prevention and Treatment of Drug Dependency Act, 1992

This Act provides for the establishment of programmes for the prevention and treatment of drug dependency, the establishment of treatment centres and hostels, the registration of institutions as treatment centres and hostels, and the committal of certain persons to detention, treatment and training in such treatment centres or registered treatment centres. The Act was amended in 1996 to extend the application of the Act to the whole of the provincial territory of the Republic, and in 1999 to establish the Central Drug Authority.

Social Assistance Act, 1992, and Welfare Laws Amendment Act, 1997

The Social Assistance Act, 1992, provides for the rendering of social assistance to persons, national councils and welfare organisations. The Act was amended in 1994 to further regulate the making of grants and financial awards to certain persons and bodies. In 1997, the Welfare Laws Amendment Act, 1997, amended the Social Assistance Act, 1992, in order to provide for uniformity, equality of access and effective regulation of social assistance throughout the Republic; to introduce the child-support grant; to do away with capitation grants; to abolish maintenance grants subject to the phasing out of existing maintenance grants over a period not exceeding three years; to provide for the delegation of certain powers; and to extend the application of the provisions of the Act to all areas in the Republic.

Social Assistance Act, 2004

The Social Assistance Act of 2004 continues to provide the legislative framework for the provision of social-assistance grants, in the main, but excludes the provisions for funding to non-profit organisations. The Act also provides the legal instruments for shifting the social-assistance function to the provincial sphere of government, and provides for the Social Security Agency to render the management and administration of social grants.

Non-Profit Organisations Act, 1997

This Act repealed the Fund-Raising Act, 1997, excluding the chapter that deals with relief funds, and provides for an environment in which non-profit organisations can flourish. The Act also establishes an administrative and regulatory framework within which non-profit organisations can conduct their affairs. The Act was amended in 2000 to effect certain textual alterations.

National Development Agency Act, 1998

The provincial Development Agency Act, 1998, provides for a national funding, capacity-building and co-ordination structure known as the provincial Development Agency (NDA). The NDA is mandated to grant funds to civil society organisations (CSOs) to enhance capacity and promote development dialogue, while also meeting the developmental needs of poor communities.

Advisory Board on Social Development Act, 2001

The Act provides for a national advisory structure in the social-development sector with the aim of building and consolidating partnerships between government and civil society, and for that purpose, to establish a body to be known as the Advisory Board on Social Development.

White Paper for Social Welfare (1997)

The White Paper sets out the principles, guidelines, proposed policies and programmes for developmental social welfare in South Africa. As the primary policy document, the White Paper serves as the foundation for social welfare in the post-1994 era.

White Paper Population Policy for South Africa (1998)

The White Paper aims to promote sustainable human development and quality of life for all South Africans through the integration of population issues into development planning in all spheres of government and in all sectors of society. The policy mandates the Department of Social Development to monitor the implementation of the policy and its impact on population trends and dynamics in the context of sustainable human development. Government departments and their counterparts in civil society should be capacitated and supported to understand the critical linkages between population and development, and to integrate population issues in development planning, through research and the dissemination of data and information.

Domestic Violence Act (1998)

The purpose of this Act is to afford the victims of domestic violence the maximum protection from domestic abuse that the law can provide; and to introduce measures which seek to ensure that the relevant organs of state give full effect to the provisions of this Act, and thereby to convey that the State is committed to the elimination of domestic violence.

Policy mandates (typically approved service delivery related policies)

Integrated Service Delivery Model

The purpose of the model is to describe critical steps in the change process, serves as a guide for practitioners to ensure positive change, clarify and define developmental approach towards social service delivery.

National and Provincial Gender Policy Framework

The main purpose of this framework is to guide the process of developing laws, policies, procedures and practices which will serve to ensure equal rights and opportunities for women and men in all spheres of government as well as in the workplace.

Policy Framework on Orphans and Children made vulnerable by HIV and AIDS

The purpose of the framework is to promote an enabling environment for more effective delivery on commitments to orphans and other children made vulnerable by HIV and AIDS

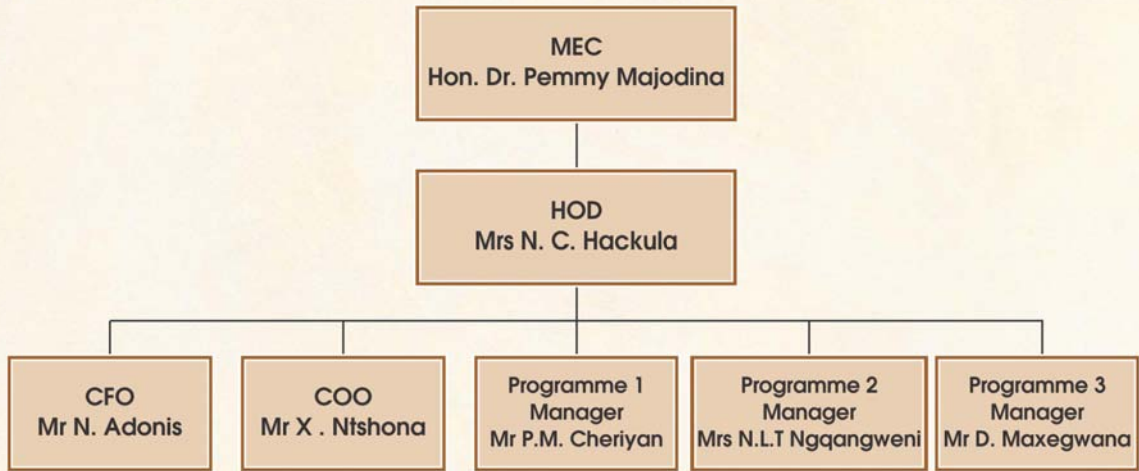
Community Development Policy Framework

The purpose of the framework is to regulate and provide guidance to various community development interventions and initiatives by different department and agencies. \

National Family Policy 2006

This policy seeks to give guidance on service delivery to families by all role players with the aim of promoting and strengthening functional families as well preventing vulnerability in families.

1.5 ORGANISATIONAL STRUCTURE



1.6 ENTITIES REPORTING TO THE MEC

There are no entities reporting to the MEC.

1.7 FOREWORD BY THE MEMBER OF THE EXECUTIVE COUNCIL (MEC)

This Annual Report provides a comprehensive account of the Department's performance over the past financial year driven by its vision in bettering the lives of the poor and the vulnerable.

The Department has achieved a great deal during the past financial year, and I take great pride in writing this introduction to its Annual Report for this period. Much was done to achieve the strategic goals set out at the beginning of the financial year.

The achievements of the Department as summarised in this Annual Report reflect our commitment to the creation of an inclusive and humane society. As ever larger numbers of people respond to the ringing promise of a building a caring society, our commitment to this goal has also intensified.

In the period under review, our fight against child poverty has seen the Department intensifying the Back To School Campaign. As a result of this commitment to change the lives of vulnerable children, the Department has managed to assist twenty six thousand six hundred and fifty five (26655) orphaned and vulnerable children with school uniform, sanitary towels and nutritional support. The provision of sanitary towels has enabled many girl children to attend school as they would in the past have stayed at home for four (4) to five (5) days every month.

Also, in an effort to fight for the rights of children, the Department in partnership with the South African Police Service, South African Social Security Agency, Child Welfare South Africa and the community workers from the Buffalo City Metro embarked on Operation Hlangula with the aim to rescue children who are at risk and promote community participation on issues affecting children. Seventy three (73) children were rescued and placed with prospective foster parents and some in children's homes whilst others were reunited with their families. Also, the police managed to arrest ten (10) people for child neglect and abuse.

In addition, the Department has increased the number of subsidised days from one hundred and sixty five (165) to two hundred and twenty (220) and has trained sixty (60) ECD co-ordinators to fast-track the registration of ECD centres. Also, MTN has donated one thousand four hundred and ninety (1490) cell phone handsets to ECD centres and White Door centres of Hope as part of the fight against gender based violence on children and women. These handsets are loaded with airtime worth R50 a month and have pre-fixed dialling numbers for police, health and social workers.

Our investment in the education of children is informed by our belief that early learning and better access to nutrition will improve their cognitive development, which will, in turn, go a long way towards giving them a head start in life. Also, in fighting the scourge of gender based violence which continues to pose a threat to the social stability of our Province, the Department has successfully established thirty two (32) White Door Centres of Hope which serve as immediate places of safety where victims of abuse and gender based violence within and around this community can seek refuge.

Also, the Department successfully launched the Provincial Anti- Poverty Strategy which serves as a guiding framework, not only to provide a cushion of support to the poor and the vulnerable, but as an important step towards integration and alignment of our Provincial socio-economic interventions.

We're still a country caught in a vicious cycle of abuse and poverty of the most vulnerable group of our communities which is children. As a Province, we continue to bury our children day in and day out as a result of these merciless and inhumane killings. Our children look up to us to fight these horrible inhumane crimes against them. We send a call to everyman to stand up and fight this scourge. We must therefore remain vigilant to the pursuit of fighting the abuse of women and children.

Also, even though the constitution guarantees the right to quality education for all children, we are caught up in a situation where our **children's demand for quality Early Childhood Development services far exceeds our available financial resources**. This means we need to work smart in our endeavours hence the need for the business community to take part in our interventions.

Civil society has a vital role to play in the creation of a caring and inclusive society, and we took further steps to strengthen our partnerships with and support for civil society organisations during the reporting period. As a result, we are taking renewed pride in our motto, namely: Building a caring society. Together!

A lot of social partners have made a big impact in the manner in which the we have delivered on our mandate such as **Eastern Cape Older Person's Forum, Provincial Advisory Board, Eastern Cape NGO Board, Disabled People's Forum, ABSA and their support to ECD programme, South African Funeral Parlour's Association, MTN, Microsoft SA, Eastern Cape Council of Churches, Eastern Cape House of Traditional Leadership, EC Gambling and Betting Board, AL Imdaad Foundation, NAFCOC and Transorangia Methodist Church Preachers.**



Dr Pemmy Majodina
MEC

I wish to thank our social partners in particular AL IMDAAD Foundation and MTN for the selfless sacrifice they continue to make in the development and protection of our children. Also, I wish to **thank South African Funeral Parlour's Association (SAFPA)** for the kind of work they do with us in ensuring that even the poorest of the poor is guaranteed a decent funeral service.

Lastly, I wish to extend a word of gratitude to the staff of the Department, our agencies, South African Social Security Agency (SASSA) and National Development Agency (NDA), our Provincial counterparts whose efforts have made me cherish the opportunity granted to us to work for the benefit of our society.



DR. PEMMY MAJODINA

MEC

Department of Social Development & Special Programmes

Date: 30 August 2013

1.8 ACCOUNTING OFFICER'S OVERVIEW

It is my pleasure to present the Annual Report for the department of Social Development and Special programmes, Eastern Cape Province for the year 2012/2013. As the details of our achievement have been outline in each of programmes and sub-programmes, I would like to highlight some of our significant achievements for the year under review.

As we close the year, the Department has filled almost all it vacant Senior Management posts and addressed the issue of employment equity, resulting in 47% female representation at Senior Management level. Target recruitment strategy for people disability will be the focus for the year 2013/2014.

The department closed the year with a bang, when we launched the Provincial Anti-Poverty Strategy which serves as a roadmap to guide intervention for poverty alleviation between all spheres **of Government and channel the Private Sector's Corporate Social Investment (CSI) programmes** to where they are most needed, in order to register the desired impact. This integrated strategy is a very significant step **towards the realization of the provincial vision, that of making the Eastern Cape "a compelling place to live, work and invest in.**

With regards to the protection of the rights of the designated groups (women, children, people with disabilities) and their empowerment, we will continue to intensify our coordinating, advocacy and monitoring role to ensure compliance by all Public entities. This will in close cooperation of our transversal Special Programmes Unit with other monitoring statutory bodies Nationally and Provincially.

The Department has intensified the role of the Internal Audit in order to address issues that weakens organizational controls and affect organizational performance adversely, as well as respond to other matters raised by the Auditor General South Africa during the year 2011/2012. The Audit Committee performed their oversight role diligently and efficiently, keeping the Department on its toes, ensuring promotion of good governance and providing the necessary advice and guidance to minimize inherent risks within the department. As a result our department was one of the two departments that were invited to present best practice in dealing risk management during the Provincial International Anti-corruption day in December 2012.

The department have concluded memoranda of agreements with various stakeholders during the year under review with the aim of improving our accessibility with respect to office space, as well as increasing the limited resources to deliver on our mandate and promote social cohesion. Microsoft, MTN, ABSA, UNICEF are some of the stakeholders who have taken the lead in partnering with the department and channelled their CSI programmes to register significant impact in the Eastern Cape community.

The department is inviting more partners to join hands with the Department to address the socio-economic challenges facing our communities with special focus on early childhood development and children in general, women; especially victims of abuse, older persons, people with disabilities and anti-substance abuse programmes.

Employer-employee relations are taking a turn towards the right direction however, more still needs to be done to improve relations and promote a shared vision. Our financial management systems continue to improve but, we continue to improve procurement planning and monitoring thereof during the next financial year.

In order to inculcate a culture of service excellence, the Department had its inaugural Service Excellence Awards in 2012/2013. The awards were to reward and encourage the top performers in the organization and also recognize our funded projects that are excelling in their different spheres of operation. The awards were such a success and were graced by the presence of the Honorable National Minister of Social Development, Minister for Women, Children and people with disabilities, her excellence, Premier of the Eastern Cape and our own MEC.

The excellent performance by the department can be attributed to effective implementation of the performance management and development system from senior management to the lowest level of the organization.

The decentralization of shared legal service poses a challenge for the department in that, in addition to the budget reduction for the cost of employment, no resources were transferred to the department to cater for these services. The department will have to find creative ways to address this challenge.




Strengthening of our communication both internally and externally will be our priority for the year ahead in order to ensure that our important stakeholders, the people of Eastern Cape (citizens, NGOs and the private sector) are better informed of our service deliver programmes and plans.

Supply chain management requires great attention, there are still control deficiencies in this area and the focus going ahead would be to tighten and review controls in this area.

Absorption of social worker graduates is another area that challenged the Department in the year under review, mitigating plans were developed and implemented.

The focus in the new financial year will be to adopt a strategy to focus on the recruitment of people with disabilities and women so as to get the Department to reach the 2% and 50% employment equity respectively. The Non-Profit Organization (NPO) Management process has been reviewed with the establishment of NPO units in all districts. The roll-out of the entire plan will be the focus for the financial year 2013/4 and its implementation will see improved monitoring and control of NPO processes.

In its strive towards business excellence, the department is taking aggressive steps of integrating its business process through various Information Technology initiatives. This will go a long way towards minimizing risks associated with information management and businesses processes as well as streamline our operations for efficiency



Mrs Nombulelo Hackula

Accounting Officer

Department of Social Development and Special Programmes

Date: 30 August 2013



PART B | PERFORMANCE INFORMATION



2.1 STATEMENT OF RESPONSIBILITY FOR PERFORMANCE INFORMATION

Statement of Responsibility for Performance Information for the year ended 31 March 2013

The Accounting Officer is responsible for the preparation of the department's performance information and for the judgements made in this information.

The Accounting Officer is responsible for establishing, and implementing a system of internal control designed to provide reasonable assurance as to the integrity and reliability of performance information.

In my opinion, the performance information fairly reflects the performance information of the department for the financial year ended 31 March 2013.



Mrs Nombulelo Hackula

Accounting Officer

Date: 30 August 2013

2.2 AUDITOR GENERAL'S REPORT: PREDETERMINED OBJECTIVES

The Auditor General has conducted some audit procedures on the performance information for usefulness and reliability, compliance with laws and regulations and internal control, and an opinion is expressed on the performance information.

Refer to page **176** of the Report of the Auditor General's Report, included in Part E: Financial Information.

2.3 OVERVIEW OF DEPARTMENTAL PERFORMANCE

2.3.1 SERVICE DELIVERY ENVIRONMENT

The strategic themes to which the department has committed itself over the medium term are tackling child, adult and older person's poverty, youth development, social cohesion, strengthening of civil society and communities, governance and institutional development, as well as regional and international solidarity and support. The themes are the mechanism through which the department carries its mandate, which is to effectively implement programmes for the eradication of poverty and promotion of social protection within a context of sustainable development by targeting the poor, vulnerable and marginalised members of the society.

While current social-assistance policies provide for children and the elderly in poor households, the disabled, youth, caregivers and the unemployed require further focus. Over the Medium Term Expenditure Framework (MTEF), the department intends to develop policy proposals that will foster greater responsibility and self-reliance and link social safety net benefits to training and employment with a view to ensuring sustainability of the social assistance system and thereby renewing the social contract between government and the people.

2.3.2 SERVICE DELIVERY IMPROVEMENT PLAN (SDIP)

MAIN SERVICES PROVIDED AND STANDARDS

Main services	Actual customers	Potential customers	Standard of service	Actual achievement against standards
Promotion of community based care programmes that facilitate the reduction of substance abuse.	In and out of school youth and individuals affected by substance abuse.	In and out of school youth and individuals affected by substance abuse	6331 children reached through Ke Moja dug prevention programme.	9069 children reached through Ke Moja dug prevention programme.
To provide developmental and integrated services to older persons.	Physically and sexually abused as well as frail older persons.	Frail and older persons. Disabled people	282 caregivers trained to implement community based care and support programmes. 12363 older persons accessing community based care and support services 642 older persons participating in active ageing programmes	320 caregivers trained to implement community based care and support programmes 12363 older persons accessing community based care and support services 642 older persons participating in active ageing programmes
Provision of developmental welfare	Children from 0-18	Children, young people and their	57 198 children access ECD services	57 198 children access ECD services in

Main services	Actual customers	Potential customers	Standard of service	Actual achievement against standards
services to children in need of care and protection	years	Families	<p>in 1 247 ECD centres (CYCC).</p> <p>20 000 children in need of care and protection are placed in foster care.</p> <p>280 children reported to be abused receive Social Work services</p> <p>230 children in need of care and protection are placed in temporal safe care</p>	<p>1 247 ECD centres (CYCC).</p> <p>4723 children in need of care and protection are placed in foster care.</p> <p>227 children reported to be abused receive Social Work services</p> <p>200 children in need of care and protection are placed in temporal safe care</p>
Prevention and intervention on abuse of women and children.	Victims and perpetrators of abuse	Women and children	510 victims of crime and violence access service s in VEP service sites.	1378 victims of crime and violence access service s in VEP service sites.
Provision of integrated community based care programmes that address the social and economic effects of HIV & AIDS.	Orphans and Vulnerable Children (OVC) and Families infected and affected by HIV &AIDS.	In and out of school youth, individuals and communities	134 Home Community based Care Projects operational in 24 Local Areas to address needs of OVC's	77 Home Community based Care Projects operational in 24 Local Areas to address needs of OVC's

Main services	Actual customers	Potential customers	Standard of service	Actual achievement against standards
Identification, assessment and intervention to families in distress and in crisis.	Families in distress	In and out of school youth, individuals and communities	3942 benefit from Social Relief Programmes	12 432 benefit from Social Relief Programmes
To promote developmental programmes that address family values	Families	Families	1350 families in crisis participate in family preservation programme	1888 families in crisis participate in family preservation programme
Design and implement integrated Socio economic programmes that facilitate the empowerment and development of marginalised young people targeting out of school and unemployed youth in the Eastern Cape	Out of school, unemployed and underemployed youth in the Eastern Cape.	Youth within our communities	17 community based initiatives funded delivering youth entrepreneurship development	16 community based initiatives funded delivering youth entrepreneurship development
Design and implement Integrated development programmes that facilitate empowerment of communities in the Eastern Cape towards sustainable livelihoods	Local Communities and poor households in the Eastern Cape.		2750 households/families with access to food and fresh produce. 450 women from vulnerable groups have improved their income base through the implementation of 45 income generation initiatives	1552 households/families with access to food and fresh produce 461 women from vulnerable groups have improved their income base through the implementation of 45 income generation initiatives
Facilitate the development of institutional capacity for Non-Profit Organisations and other emerging organizations in the Eastern Cape.	Emerging NPO Sector.		520 Social Service Practitioners capacitated in social and community development aspects. 208 funded initiatives mentored in line with capacity building framework.	312 Social Service Practitioners capacitated in social and community development aspects. 52 funded initiatives mentored in line with capacity building framework.

CONSULTATION ARRANGEMENTS WITH CUSTOMERS

Type of arrangement	Actual Customers	Potential Customers	Actual achievements
Izimbizo	Members of the public	Members of the public	During the period under review the department added a section or unit on special programmes merging and that meant more responsibilities, thus then gave a rise to the number of izimbizo organised.
Organised Public meetings	NGO Liaison Forum	Emerging NPO sector	NGO Liaison Committee functional.
Adhoc Liaison Committee meets bi- monthly to address a cross cutting problem where there is a need	NPO and NPO organizations	NGO's receiving funding from the department	NGO Liaison Committee and Advisory Boards met.
The department participates in the Social Needs and Justice Crime Prevention and Security (JCPS) Clusters and forms part of joint planning on service delivery issues	Social Needs Cluster	Other departments	Cluster meetings attended and Cabinet memorandums taken through clusters.
Adhoc meetings with organized labour when there is a need	Adhoc meetings with organized labour	Organised labour	Corporate Services convened Adhoc meeting when necessary. Head of Department had meetings with organized labour.
Organized media and stakeholder meetings	Media and Stakeholders	Business and NGO sector	Media and stakeholders sessions were held. The Department received a lot of positive media coverage as a result of these sessions.
Public Service Week	Community members of an identified area	Current and prospective service beneficiaries	Public Service Week held to create awareness about services rendered and also consult on what services the communities need.

SERVICE DELIVERY ACCESS STRATEGY

Access strategy	Actual achievements
Service, Area and District offices based in all local municipalities	Department has functional offices in all Magisterial Districts and small towns
Community services on wheels	Communities participate in projects within local municipalities
Home Community Based Care Programmes	Home Community Based Care volunteers to improve uptake of HIV/Aids orphans
Places of safety for children in trouble with the law	Institutions for children in need of care and protection are operational
Partnership with NGO's, CBO's, FBO's	NGO Liaison Forum and statutory boards are in place

SERVICE INFORMATION TOOL

Types of information tools	Actual achievements
Service Delivery Charter	The department has a Service Charter with service standards
Monthly reports and statistics for each key service	Programme Managers submit monthly/quarterly reports with statistics for each key service

COMPLAINTS MECHANISM

Complaints Mechanism	Actual achievements
Customer Care Units in Districts and Head Office	Customer Care Units are fully functional in all the Districts and Head Office with Provincial Complaints register, suggestion boxes and information boards. Complaints referred to relevant components for further investigation.

2.3.3 ORGANISATIONAL ENVIRONMENT

Human Capital is the Public Service's most valuable asset. Managing HR effectively and strategically must be the corner stone of the wider Public Service. HRM&D must play a pivotal role in the department which includes the following: Strategic Partner, Change Agent, Champion and Administrative expert.

There was a significant improvement in the level of compliance with regards to PMDS. Seven (7) SMS positions were filled in an effort to strengthen the management capacity and bring about stability in the department.

2.3.4 KEY POLICY DEVELOPMENTS AND LEGISLATIVE CHANGES

In the year under review, seventeen (17) policy documents were approved. The policies are as follows: After Care Funding Policy, Vicarious Trauma Policy, Integrated Employee Wellness Policy, HIV/AIDS TB Management Policy, Substance Abuse Policy, Acting Policy, Secondment Policy, Employee Relations Policy, Employment Equity and Affirmative Action Policy, Recruitment and Selection Policy, Overtime Policy, Resettlement Policy, Sexual Harassment Policy, Code of Conduct for Procurement Officials Policy, Revenue Policy, Procurement Policy, Attraction and Retention Policy.

In an effort to contribute towards the eradication of poverty and improving the lives of the vulnerable, poor and marginalised communities in the Eastern Cape, the Department championed the adoption and approval of the Eastern Cape Anti-Poverty Strategy in 9 September 2012. The approved Eastern Cape Anti-Poverty Strategy was launched in

March 2013. The Anti-Poverty Strategy will be fully implemented with other sector departments in the financial year 2013/14.

Given the number of policies that the department has approved in the financial year under review, the next process is full implementation, monitoring and evaluation of the impact on service delivery initiatives. The approved policies will also contribute towards good governance in the department.

2.4 STRATEGIC OUTCOME ORIENTATED GOALS

- Corporate governance and Strategic Leadership, the Department achieved these highlights:
 - Effective and efficient management of PMDS at all levels
 - Institutionalisation of the Annual risk assessment
 - Automation of business processes in line with e-government
 - Unqualified opinion on financial matters as well as on Pre-determined objectives with no matters of emphasis

- Developmental Social Welfare Services and the Department achieved these highlights:
 - Increase in Tada Groups established
 - Intensification of Prevention, Awareness, Protection, Support and Therapeutic as well as after care programmes

- Community Development and the Department achieved these highlights:
 - Some Projects have graduated to SMME level
 - A high number of House Holds improved their income base
 - A high number of House Holds improved their livelihood status

(Refer to Programme Performance for more detail on the narrative)



Sunny Cheriyan
Programme Manager
Administration

PROGRAMME 1 | ADMINISTRATION

2.5 PERFORMANCE INFORMATION BY PROGRAMME

2.5.1 PROGRAMME 1: ADMINISTRATION

Purpose

The purpose of the programme is to provide policy guidance and administrative support on strategic imperatives mandated by the constitution of the country.

Sub-programmes
Office of the MEC Corporate Services District Management

Strategic Objectives
Political leadership and strategic direction
Overall accountability and strategic direction
Professional and Administrative Support
Coordination and Integration of Operations (including Anti-Poverty Interventions)
Overall financial and supply chain management support
Provision of corporate services
Overall management of IMST plan in the Department

NARRATIVE ACHIEVEMENTS

1. OFFICE OF THE MEC

In the period under review the MEC held Executive Management meetings so as to ensure EXCO decisions are implemented.

The MEC had imbizos in the form of Back to School Campaigns conducted during this period. The campaigns were conducted in all eight (8) districts. These campaigns made a difference to the lives of twenty six thousand six hundred and fifty five (26655) destitute learners who gained confidence, pride and eagerness to go to school as they were awarded new school uniforms.

2. CORPORATE SERVICES

2.1 OFFICE OF THE HEAD OF DEPARTMENT

During the period under review, the Office of the Head of Department has taken considerable strides in achieving its set targets. The bi-weekly meeting between the HOD and the Hon MEC to updates each other on issues pertain to organizational performance, Service delivery issues and stakeholder management including interactions between the Department and labour union. This provides a platform for the Executing Authority (EA) to be properly briefed and allowed for informed decision making. The one-on-one meetings between the Head of Department and the Top Management were also convened, this informs the HOD of the issues within the Department some of which may need to be referred to the EA, these meetings allow synergies within the organization. Still on performance management, the SMS moderation was concluded.

The department participated in the Commonwealth Parliamentary conference, which included top women from African countries amongst other places. Meetings with our partners and stakeholders continue to be convened in order to keep the relationships alive and making sure that the partnerships yielded the desired results. Amongst the stakeholders that were met this financial year were NDA, NAFCOC and SASSA. Through the office of the HOD, the Department continues to take part in the Social Transformation Cluster and also attendance to Heads of Social Development (HSDS) Meeting this makes sure that the Department is included in the plans of the sector. The HSDS meeting also precedes the MINMEC which is the meeting of the National Minister with all the provincial MECs, supported by the HODs.

In order to strengthen the management, the District Managers for Alfred Nzo and Buffalo City Metro were appointed. Appointments of GM: District Development and GM: Social Welfare Services also happened in the year under review. These appointments meant that 98% of the targeted posts to be filled by the Head of Department were filled.

The period under review saw the launch of the Anti-Poverty Strategy which was spearheaded by the Department; this strategy is a huge achievement not only for the Department but for the Province at large.

In line with the promotion of Excellence and good leadership, nine (9) of the Departmental employees, completed the nine (9) months Dr. Maxwell Leadership programme.

2.1.1 SPECIAL PROGRAMMES – PROVINCIAL COORDINATION

The core function of Special Programmes is to **report on and coordinate actions to advance gender equality, women's empowerment, Rights of children, older persons, and persons with disabilities** in provincial government departments & in society at large. SPU continues to ensure the mainstreaming and social inclusion of women, children, older persons and persons with disabilities through the implementation of International, Regional, National and Provincial directives, strategies and policies. With respect to the status reports, four reports detailing the status of children, women, older persons and people with disabilities in the Province have been produced. The four reports have been consolidated into one integrated report that details the status of all designated groups.

Integrated frameworks and all relevant policies on gender, older persons and the disabled in the Province that have been developed and finalized during the 2012/13 financial year are Response Plan on the killings of older women and children. Auditing of infrastructural access of government departments was conducted and this has resulted in a Provincial Accessibility Audit Report which was launched during the International Day of Persons with disabilities held in WSU on the 8th of December 2012.

Special Programmes role is to maintain an effective coordination framework which enables monitoring, reporting and evaluation of implementation of policies by provincial government departments through the core functions assigned to each, including the transversal functions such as Human Resource (HR) which includes Employment Equity and Skills Development. By means of review sessions, the function further supports and gives advice to the departments to ensure that issues affecting gender, disability, children and the older persons are addressed within the core and transversal functions of each department. During the year under review Special Programmes undertook the task of conducting these sessions on a quarterly basis. Over and above the planned sessions, two further sessions were convened, i.e. the review session which sought to compile provincial inputs towards the country report on the Status of Children. Another review session was held where the departments were workshoped on the guidelines on treaty-specific document to be submitted by states parties under article 35, paragraph 1, of the Convention on the Rights of Persons with Disabilities, i.e. Special Programmes convened a session with the departments with the intention of gathering provincial inputs that would later form part of the Country Report for CRPD session in New York in September 2012.

Networking, lobbying, mainstreaming and advocacy with civil society and the Non-Governmental Organisations (NGO) sector to ensure the province takes cognisance of the issues affecting the designated groups was undertaken through stakeholder engagement & management sessions. These sessions targeted women, children, older persons and people with disabilities. The sessions ranged from awareness raising road shows, seminars, consultative sessions with sectors, workshops and dialogues.

Regarding the development of concept documents for all scheduled institutionalized days, i.e. the Day of the African Child, Women's day, the International Day of Older persons, 16 Days of Activism on No Violence Against Women and Children, Children's Day, the International Day of Persons with Disabilities and the International Women's Day. However Special Programmes was involved in the Siyahloa Dialogues between the President and the disability sector in Mpumalanga, where a concept document was developed as well for the National Children's day in Limpopo Province, and therefore developed 9 concept documents instead of the 7 originally planned concept documents.

2.1.2 SPECIAL PROGRAMMES UNIT

During the period under review, Women funded projects were monitored for gender compliance. Monitoring the implementation of SMMEs and HDIs by SCM was conducted. Youth and Women Service providers benefit from the Departmental procurement. Three (3) Service offices were visited in the Buffalo City Metro namely: N.U.1 Service Office – Mdantsane, King William's Town Service Office and Sutterheim Service Office and they are not accessible to People with Disabilities. The department participated in the Employment Equity Plan Committee Meeting held. The department participated in the awareness campaign for the rights of people with disabilities held in Mdantsane. The department participated in the Provincial Preparations for the International Women's Month. The unit participated in the Provincial Equity Seminar led by the Department of Social Development and Special Programmes. The department participated in the Public Hearing for Gender Transformation within the Workplace in East London.

2.1.3 CUSTOMER CARE

During the year under review, the Department held eight (08) service delivery improvement awareness campaigns targeting internal and external clients. The awareness campaigns were aimed at instilling a spirit of service excellence; to determine the level of public understanding regarding the redress mechanism and also to analyze client feedback. These sessions also helped the Department to market its redress mechanism to ensure that both the public and employees understood their rights and responsibilities. The Unit also participated in Four (4) Public engagement sessions to market service rendered by the Department.

The Department has conducted a building infrastructure audit in Chris Hani, Amathole and O.R Tambo Districts to assess the extent of user friendliness of our service points. The Department received sixteen (16) good service delivery compliments as part of feedback from clients who utilized our services.

2.1.4 RISK MANAGEMENT

During the year under review all four quarterly risk assessments were conducted and risk profile updated, including one Mandatory Annual Risk Assessment to ensure a continuous monitoring of departmental risks.

Risk management support was cascaded to districts in the form of Risk Management and Fraud Prevention workshops. A total of four (4) National Sector Risk Forum Meetings were attended where Information is shared at a high level on risk related issues in KwaZulu- Natal: Pietermaritzburg, Nort West: Mafikeng, Mpumalanga: Nelspruit and Gauteng: Pretoria. In Addition the Risk Management Unit championed the re- design of Internal Controls relating to transfer of funds to NGO's NPO's and Priority Projects, encouraging the migration from Consumer Retail to Public Sector Bulk Banking.

A Fraud Prevention Plan was developed and aligned with Office of the Premier through forensic investigations. A total of forty five (45) cases were received during the period under review. thirteen cases (13) were closed, five (5) terminated, seven (7) referred to SAPS, twelve (12) completed and eight still in progress.

Asset Recovery is as follows:-

- Recovery of an amount of R20,758.00 from a Staff Member for theft of ICT Equipment at Head Office
- Recovery of an amount of R375,000.00 from project members in Bedford
- Recovery of an amount of R23,000.00 from officials back to project bank account in Ntabankulu
- An official was sentenced in Mt Frere Magistrates Court for fraud relating to misrepresentation of signatures of fellow staff members to access a procurement contract from another government department and ordered to pay supplier an amount of R19,425.00
- Recovery of a Laptop lost through a burglary at Nelson Mandela Metro office – security company accepted liability and purchased a new laptop which was registered as a replacement asset onto the Asset Register and re-allocated back to the end user.
- A project member was on 08 December, 2012 sentenced to eight (8) years effective jail term for fraud in Port Elizabeth New Law Courts as part of an ongoing matter involving theft of an amount of R144,000.00 from HCBCs in Hankey
- Two other cases which date as far back as 2009/10 were during the year under review retrieved and are back in Court at Humansdorp Regional and Dodrecht Magistrates' court where project members are accused for financial mismanagement

2.2 CHIEF FINANCIAL OFFICER

98.5% of the allocated budget was spent and the Audit Improvement Plan was implemented during the year under review. Progress reports on the implementation of the Audit Invention Plan were submitted to Provincial Treasury. The monitoring of the implementation of the Audit Improvement Plan assisted in sustaining unqualified audit opinion.

2.3 OFFICE OF THE CHIEF OPERATIONS OFFICER

The Department, through the Office of the COO conducted Strategic interventions to NPOs that experienced operational challenges with a view to enhancing their operations as well as unlocking bottlenecks. To this end, Empilweni Old Age Home, through the assistance of local stakeholders including Civil Society Organisations and local government was put back to its functional state.

With the introduction of the Policy on Financial Awards to Service Providers, the Department has started a process of re-engineering business processes for the NPO funding. Linked to this, comprehensive consultations with the NGOs as partners in service delivery were conducted starting with district dialogues, which culminated into Provincial Summit and lastly National Summit.

The Chief Operations Office did not only provide leadership to the Operations Branch, but has also provided strategic support to the Programs in areas where there were serious challenges, as was the case in the employment of Graduate social workers who were bursary holders of the Department .The healthy relationship with the NPOs has made it possible for the Department to engage the sector towards employment of one hundred and seven (107) Social Work graduate.

2.3.1 DISTRICT DEVELOPMENT AND IMPLEMENTATION

The Department has been able to uplift and flag strengths and weaknesses of the funded projects in the 6 districts and the two Metros through Independent Assessor's Monitoring and Evaluation Initiative. The second initiative which is Non-Profit Organization (NPO) has been strengthened by the Chief Operations Officer and NPO Units were established in all the districts.

Innovation and Knowledge Management (IKM) champions have been identified and trained in all eight(8) districts including the two Metros. Knowledge Hub has been established in the departmental website. All these initiatives contributed to Government outcome (12) which talks to service delivery quality and access

The Unit has also developed Draft Service Provision and Implementation Framework to guide transformation of DSD & SP Services. The Decentralization Process Plan has been developed in consultation with the districts and a budget restructuring process has been revised to improve accounting and reporting at district level. This process has strengthened the collaborative working relationship between the districts and the Provincial Office. This is also aligned to outcome (12) with specific reference to business processes and systems.

2.4 COMMUNICATION AND LIAISON

The Department's comprehensive communication Strategy has managed to profile the Department and created favourable environment for mutual understanding between its stakeholders and the public. Promotion and protection of Children's Rights was intensified during Back to School and Child Protection Week campaigns. Furthermore, the Department profiled a number of activities during the period under review in an effort to raise public awareness of its programmes which are: Food & Nutrition Seminar, Open Day on People with Disabilities, International Women's Day, Provincial Stakeholder Engagement with the MEC, Gender Equity Seminar, Human Rights Day, Provincial Intervention Session on Gender Based Violence, Social Development Month, Sixteen Days of Activism and Policy Speech.

Profiling was done through media mobilisation, printing of information brochures, booklets, promotional items and placement of adverts in print, electronic, local and community media. The increase in the number of activities, media releases and speeches is as a result of the increase in campaign activities as required by the MEC.

2.5 CORPORATE SERVICES

All assessment reports for directorates were received by the Chief Directorate which includes Human Resource Capacity & Organisational Development, Human Resource Administration and Employee Relations, PMDS and Wellness these reports are outcomes of the engagements between this office and three Directorates with the aim of improving effective and efficient services as support function to the entire organisation. As a highlight, the Chief Directorate has successfully facilitated Relationship Buildings with objectives with the view of improving working relations between organised labour and the Management.

2.5.1 HUMAN RESOURCE ADMINISTRATION

The Department filled 29 posts out of 66 planned as per Annual Recruitment Plan and simultaneously filled 27 attrition posts in the year under review. It further ensured the implementation of conditions of service of employees and the management of HR Records /Registry.

The departmental HR Plan was revised and 13 policies were developed, approved and implemented.

2.5.2 HUMAN RESOURCE MANAGEMENT

A functional and post structure for the department has been finalised in line with the 45 Local Municipalities. Translation was conducted for 45 clerical posts, as per DPSA Directives and Resolution 1 of 2013. Through the scholarship programme 133 Graduate Social Workers were absorbed.

The Integrated Employee Wellness Programme was revived as a response to the Hon. MEC'S policy speech. During the year under review the Directorate has convened regular meetings with organised labour to improve and promote adherence to government legislation and strengthen relations. Shop stewards have been trained to improve capacity in handling all labour related matters. There was a significant improvement in the level of compliance with regards to PMDS. The 1.5% CoE budget allocation was not exceeded.

2.5.3 INTEGRATED STRATEGIC PLANNING

In the year under review, the Department developed and tabled MEC Policy Speech at the Legislature on the 27 March 2013. In an effort to ensure efficient internal controls, the Department develop 17 policies in line with the departmental policy guidelines as well as national and Provincial policies.

The Departmental Annual Performance Plan (APP) and Operational Plan (OPS) for 2013/14 financial year has been printed and tabled in the Provincial Legislature on the 27th March 2013.

The Department in the year under review developed and submitted four (4) Non – Financial Data reports to the Provincial Treasury. The Department submitted the Annual Report for 2011/12 financial year to Auditor General of South Africa (AGSA) and Provincial Treasury on the 30 September 2012. The Department developed and submitted the Half-Year Financial Oversight and Performance Information report to the Provincial Legislature. The Department developed four (4) quarterly performance reports and submitted to Internal Audit and AGSA.

2.6 CD: FINANCIAL MANAGEMENT

The Chief Directorate submitted the MTEF budget of the Department to Provincial Treasury in line with the requirement of the PFMA. The above unit submitted the Departmental Annual Financial Statements In-Year Monitoring reports, pre-audited all documents submitted for payments and has managed to pay creditors on average of 19.4 days.

2.6.1 FINANCIAL PLANNING SERVICES

In Year Monitoring (IYM) reports, monthly cash flow projections, budget submissions, IYM revenue reports, annual cash flow projections and weekly cash projections were submitted to provincial Treasury.

2.6.2 FINANCIAL SYSTEMS AND ACCOUNTING SERVICES

A credible set of Annual Financial Statements and treasury compliance certificates were submitted to Provincial Treasury and AGSA.

2.6.3 EXPENDITURE MANAGEMENT

Non-Profit Organisations and general suppliers were paid within an average of 19.4 days from the receipt of invoice/claims.

2.7 CD SUPPLY CHAIN MANAGEMENT

The department implemented Broad Based Black Economic Empowerment (BBBEE) and exceeded its target of procurement spend for the empowerment of historically disadvantaged individuals.

Various service providers listed in the Contracts Register were monitored to ensure compliance with the terms of the service level agreements. In cases of non-compliance, non-compliance letters were issued and penalty clauses were also invoked.

The audited consolidated major asset register as at 1 April 2012 and additions have been reconciled as at 31 March 2013 and submitted to Provincial Treasury and AGSA. Ngqamakhwe Service Office, Ngcobo (Coghlan) Service Office and Idutywa Service Office are still under construction. The upgrading for Enkuselweni Secure Care Centre is nearing completion. In an attempt to alleviate the challenge of shortage of vehicles, thirty five (35) new GG vehicles and twenty six (26) replacement vehicles received.

2.8 OFFICE OF THE CIO

The office of the Chief Information Officer stands for the good governance through automation of all business processes in the Department. The Information Management and Systems Plan (IMST) of the Department elaborate the automation of business processes by 2016. The Department so far has automated fifteen (15) business processes that exclude those business processes that have been automated by PERSAL and BAS transversal electronic systems. An organisation that automates its business processes must give high priority to mitigate the security risks that associate with the automation and develop and implement necessary policies, procedures and standards. An organisational maturity in terms of Information Communication Technology (ICT) is measured in the above mentioned priority lines. The Information Communication Technology (ICT) maturity level is an internationally accepted indicator to measure the maturity of an organizational ICT. The Department of Public Service and Administration (DPSA) has adopted "COBIT" framework as the standard measurement tool to measure ICT governance maturity in all government departments. The Department has been using "COBIT 4" as the tool during the financial years 11/12 and 12/13 for this measurement. We

targeted to reach level two (2) ICT Governance maturity in this financial year and managed to exceed in this regard. In terms of ICT governance maturity value, the most important is the risk maturity value. During the 11/12 financial year, **the Department had a baseline of risk maturity level one (1), in accordance with the "COBIT 4"**.

Organisational good governance depends on quality management information. To produce quality management information the department integrates internal and external database/datasets in a data warehouse. The Department has only one internal database which has live interface with the data warehouse. The external/transversal databases such as PERSAL, BAS etc. make periodical dumps into the data warehouse. There are other datasets, the department collects, from various sources and processes them in the data warehouse. The baseline number of such datasets available in the data warehouse for 11/12 financial year was thirteen (13). The department wanted to increase this target to eighteen (18) during the year under review and eventually exceeded this target. The Department uses Business Intelligence (BI) technology to analyse data from the databases and produce management reports. There are standard and ad-hoc reports produced by BIU. The standard reports are produced on thirteen (13) priority areas identified by the Department. The BIU publish reports every month on these thirteen (13) areas.

The ICT Business Continuity and Disaster Recovery plans are contributing towards good governance of the Department by assuring availability of electronic systems and recovery of data in the databases respectively. As part of the Business Continuity Plan, the Management Information System of the Department was backed-up daily on working days during the year under review. The back-up is done in accordance with the back-up policy of this Department. The most important security instructions of this policy are: offsite back-up, verification of back-up and conducting restoration procedure. In terms of the disaster recovery plan, the maximum departmental response time for Social Development Information Management System (SDIMS) at the hosting centre is four (4) hours. The Department was in compliance with this response time during the year under review.

2.9. PROVINCIAL ANTI POVERTY INTEGRATION AND CO- ORDINATION

In the 2012-2013 financial year the Department facilitated the approval of the Anti-Poverty Strategy by the Exco and **the launch of the strategy by the Premier. To this end all municipalities/metro's identified 16 roll-out sites** for the implementation of Anti-Poverty Strategy in the province. In paving the way for the Implementation of the strategy, the Department facilitated the establishment of intervention committees, namely, Integrated Food Security and Nutrition Advisory Committee, Social Transformation Intervention Committee and Early Childhood Intervention Committee with a view of mobilizing appropriate resources for the targeted interventions in the roll –out sites.

The Department conducted the Provincial Food Security and Nutrition Seminar and the Launch of the Provincial Integrated Anti-Poverty Strategy. The event was held on the **3-5 March 2013. The Premier and some MEC's, Mayors, Councillors** attended the Seminar and Launch blending the Seminar with creative inputs as well as the resolutions emanating from the Seminar which were later consolidated into the Provincial Implementation Plan for Food Security and Nutrition in the Province. The Implementation plan has already been submitted to Cabinet for noting and for Cabinet to encourage government departments to allocate financial resources for the Anti-Poverty Programme.

2.9.1 STAKEHOLDER PARTNERSHIP AND DEVELOPMENT

During the period the Department of Social Development and Special Programmes conducted District Awareness Raising Workshop on the Anti-Poverty Strategy in Alfred Nzo, Joe Gqabi, Cacadu, Chris Hani and OR. Tambo District Municipalities. The briefing sessions of the Anti-Poverty Strategy were conducted in Amathole, Buffalo City and Nelson Mandela Municipalities. The majority of sector departments showed interest and commitment in the delivery of services in the roll out sites. Such departments include Social Development and Special Programmes, Department of Health, South African Social Service Agency, South African Police Services, Department of Rural Development and Land Reform, Department of Local Government and Traditional Affairs, Department of Home Affairs, Department of Rural Development and Agrarian Reform, Department of labour, Department of Economic Development, Environmental Affairs and Tourism, Department of Education and District Municipalities. During the Integrated Service delivery conducted in Elundini Local Municipality basic services were delivered to two hundred and eighty eight (288) households. Monitoring reports in respect of Integrated Service Delivery initiatives were compiled by Department officials.

Love life and Eastern Cape Non Governmental Organisation Coalition also participated in the delivery of basic services. The department also facilitated Social Facilitation through National Development Agency and Letsema Circles at Kwangutyana and Mandileni villages in Alfred Nzo.

2.9.2 FAMILY BASED INTERVENTION PROGRAMME

As a way of capacitating officials at local level on delivering services focusing on families as the centre of intervention the programme kicked off by training fieldworkers at local level on profiling households. Fifty eight (58) fieldworkers were trained on household profiling in Cacadu on the 6th of March 2013. On the 8th of March 2013 thirty eight (38) fieldworkers were also trained on household profiling at Nkonkobe Local Municipality. This was followed by training on profiling and capturing forty nine (49) field workers in Maluti, Alfred Nzo District on the 19th March 2013. On the 22nd March 2013, twenty eight (28) fieldworkers were trained on profiling in the Buffalo City Metro on profiling. A further twenty six (26) field workers were trained in Stutterheim (Amahlathi Local Municipality) on the 29th March 2013. On the

24th April 2012 thirty nine (39) fieldworkers were further trained on household profiling at Chris Hani (Queenstown) District in preparation for an International Day of Families.

More than three thousand (3000) households were profiled for service delivery during the period under review. More than twenty (20) referrals were generated delivery of services by different departments. After training the Programme undertook to facilitate profiling villages on the following local municipalities: Nchodu in Maluti, Nkanga in Mquma, Sada in Lukanji, KwaHala in NtsikaYethu and Bolotwa In Mbashe. The Concept Document of a Family Based Poverty Eradication Model focusing on the family as the centre of intervention was completed during the financial year under review and twenty two (22) families were piloted for family focused service delivery utilizing the Model.

3 DISTRICT MANAGEMENT

In the period under review, all eight (8) districts including the two (2) metros have been able to implement departmental interventions under Social Welfare Services and Community Development Services in partnership with a range of stakeholders and Government departments. These include the following service delivery focus areas which are aligned to Government outcome (12): Anti-Poverty and Rural Development Strategies in partnership with the Department of Rural Development and Agrarian Reforms (DRDAR); Agri-Forum and District Co-operative Forum in partnership with Department of Economic Development, Environmental Affairs and Tourism (DEDEAT); Back to School Campaign for delivery of school uniforms in partnership with Local Municipalities and Department of Education.

STRATEGIC OBJECTIVES

Administration					
Strategic Objective	Actual Achievement 2011/2012	Planned Target 2012/2013	Actual Achievement 2012/2013	Deviation from planned target for 2012/2013	Comment on deviations
Political leadership and strategic direction	1	1	1	0	-
Overall accountability and strategic direction	22	23	23	0	-
Professional and Administrative Support	2	2	2	0	-
Coordination and Integration of Operations (including Anti-Poverty Interventions)	3	3	3	0	-
Overall financial and supply chain management support	2	2	2	0	-
Provision of corporate services	36	36	36	0	-
Overall management of IMST plan in the Department	-	1	1	0	-

PERFORMANCE INDICATORS

Sub Programme: 1 OFFICE OF THE MEC					
Performance Indicator	Actual Achievement 2011/2012	Planned Target 2012/2013	Actual Achievement 2012/2013	Deviation from planned target for 2012/2013	Comment on deviations
Number of Scheduled meetings	15	12	19	7	The variance is as a result of directives from both the SONA and SOPA that had an influence to accelerate the speed which therefore gave an impact to more meetings
Percentage of decisions taken in these meetings implemented	100%	100%	100%	0	-
Percentage of Parliamentary questions responded to within stipulated timeframes	100%	100%	100%	0	-
Percentage of cabinet resolutions implemented	100%	100%	100%	0	-
Percentage of Portfolio committee recommendations implemented	100%	100%	100%	0	-
Number of izimbizos organised	17	12	25	13	The number of izimbizos increased as the MEC had to double her efforts in reaching communities due to escalating number of gender based violence crimes targeting Older Persons, Women and Children.
Percentage of implemented interventions on areas affected by disasters	100%	100%	100%	0	-

Strategy to overcome areas of under performance

- Not applicable

Changes to planned targets

- There were no changes to the planned targets in the year under review.



- MTN and Social Development partner to empower ECD's and Centres of Hope

Sub Programme: 2.1 OFFICE OF THE HOD					
Performance Indicator	Actual Achievement 2011/2012	Planned Target 2012/2013	Actual Achievement 2012/2013	Deviation from planned target for 2012/2013	Comment on deviations
Strategic Leadership and Management	26	11	10	1	One of the key Stakeholders that the Department planned to sign an MOU with due to their operational activities could not provide relevant delegated official to sign within the financial year
Monitor Organization Performance and People Management	5	6	5	1	Summary SMS performance report concluded in April 2013, due to the measures put in place in applying the PMDS policy accurately
Number of governance policies developed	4	6	6	0	-

Strategy to overcome areas of under performance

- All the MOUs that will need to be reviewed will be sent to the relevant stakeholders within the first quarter for finalisation. PMDS policy implementation has been streamlined and there has been advocacy for all employees to understand the process and as such deviation in this regard is not anticipated / foreseen going forward.

Changes to planned targets

- There were no changes to the planned targets in the year under review.

Sub Programme: 2.1.1 SPECIAL PROGRAMMES - PROVINCIAL COORDINATION					
Performance Indicator	Actual Achievement 2011/2012	Planned Target 2012/2013	Actual Achievement 2012/2013	Deviation from planned target for 2012/2013	Comment on deviations
Number of status reports with respect to children, gender, older persons and people with disabilities in the Province	New indicator	5	4	1	This is due to verification of data in the current status reports to be informed by the 2012 Census
Number of integrated frameworks and all relevant policies on gender, older persons and the disabled in the Province	New indicator	2	1	1	The reporting framework could not be achieved due to budgetary constraints
Number of Integrated departmental review sessions, support and advisory sessions with departments	New indicator	5	7	2	The additional review sessions were National directives.
Number of Stakeholder engagement & management sessions	New indicator	9	17	8	The additional engagement and management sessions were National directives.
Number of concept documents developed for Institutionalized days	New indicator	7	9	2	The province participated in the National IPDP and National Children's Day

Strategy to overcome areas of underperformance

- The consolidated status report will be finalised by the end of the first quarter, i.e. June 2013.
- The process of developing the reporting framework is underway and will be finalised by the end of quarter 2, September 2013

Changes to planned targets

- There were no changes to the planned targets in the year under review.

Sub Programme 2.1.2: SPECIAL PROGRAMMES UNIT					
Performance Indicator	Actual Achievement 2011/2012	Planned Target 2012/2013	Actual Achievement 2012/2013	Deviation from planned target for 2012/2013	Comment on deviations
Monitor compliance with policies of women, children, youth, older persons and people with disabilities	16	3	3	0	-
Capacity building for managers in frameworks to mainstream designated groups	New indicator	7	3	4	The deviation is due to the suspension of training services by Human Resources Development for the financial year 2012/13 due to budget constraints.
Networking, Lobbying and Advocacy	New indicator	8	8	0	-
Establish strategic partnerships with other Stakeholder for the empowerment of the designated groups	New indicator	8	6	2	The deviation is due to unavailability of the stakeholders for the empowerment of designated groups to establish partnerships.

Strategy to overcome areas of under performance

- Programme Specific Capacity Building will be conducted in collaboration with Universities.
- Strengthening stakeholder partnerships.

Changes to planned targets

- There were no changes to the planned targets in the year under review.

Sub Programme 2.1.3: CUSTOMER CARE					
Performance Indicator	Actual Achievement 2011/2012	Planned Target 2012/2013	Actual Achievement 2012/2013	Deviation from planned target for 2012/2013	Comment on deviations
Number of Customer Service delivery initiatives to enhance organizational efficiency	22	9	12	3	Customer Care Unit participated in the effective coordination of NPO consultative sessions in Nelson Mandela Metro, Buffalo City and Joe Gqabi Districts.

Strategy to overcome areas of under performance

- Not applicable

Changes to planned targets

- There were no changes to the planned targets in the year under review.

Sub Programme 2.1.4: RISK MANAGEMENT					
Performance Indicator	Actual Achievement 2011/2012	Planned Target 2012/2013	Actual Achievement 2012/2013	Deviation from planned target for 2012/2013	Comment on deviations
Risk Assessment and Compilation of Departmental Risk Register	4	1	1	0	-
Reduce Fraud and Corruption cases to the lowest level and implementation of Fraud Prevention Plan	New indicator	1	1	0	-
Compliance Risk Universe and implementation of Departmental Compliance Register.	New indicator	1	1	0	-
Implementation of Security Management Policy	New indicator	1	1	0	-

Strategy to overcome areas of under performance

- Not applicable

Changes to planned targets

- There were no changes to the planned targets in the year under review.

Sub Programme 2.2 OFFICE OF THE CHIEF FINANCIAL OFFICER					
Performance Indicator	Actual Achievement 2011/2012	Planned Target 2012/2013	Actual Achievement 2012/2013	Deviation from planned target for 2012/2013	Comment on deviations
Annual Risk Management Plan is implemented.	New indicator	1	1	0	-
Clean Audit Strategy is implemented	New indicator	1	1	0	-
Ensure effective implementation of Supply Chain Management System	New indicator	1	1	0	-
Utilisation of resources optimized.	New indicator	2%	1.5%	0,5%	Increased spending through monitoring of expenditure.

Strategy to overcome areas of under performance

- Not applicable

Changes to planned targets

- There were no changes to the planned targets in the year under review.

Sub Programme: 2.3 OFFICE OF THE CHIEF OPERATIONS OFFICER					
Performance Indicator	Actual Achievement 2011/2012	Planned Target 2012/2013	Actual Achievement 2012/2013	Deviation from planned target for 2012/2013	Comment on deviations
Number of departmental programmes coordinated to institutionalise Service Delivery Excellence	3	3	3	0	-
Number of departmental programmes integrated to enhance relevance of service delivery interventions in terms of the Public Service Regulations Act.	3	3	3	0	-
Number of mandatory special projects coordinated	2	1	6	5	More special projects were coordinated as a result of challenges that warranted intervention of the Department.
Number of Districts participating in the Intergovernmental forums.	New indicator	8	8	0	

Strategy to overcome areas of under performance

- Not applicable

Changes to planned targets

- There were no changes to the planned targets in the year under review.

Sub Programme 2.3.1: DISTRICT DEVELOPMENT AND IMPLEMENTATION					
Performance Indicator	Actual Achievement 2011/2012	Planned Target 2012/2013	Actual Achievement 2012/2013	Deviation from planned target for 2012/2013	Comment on variances
Number of Districts monitored to assess the impact of Departmental Programmes and Projects	New indicator	8	8	0	-
Number of institutional support programmes initiated	New indicator	8	8	0	-
Number of Districts that have institutionalised Innovations and Knowledge Management	3	8	8	0	-
Number of partnerships facilitated	4	3	2	1	Partnership with Traditional Leaders not yet finalised.

Strategy to overcome areas of under performance

- Partnership with Traditional leaders will be finalised in the 2013/14 financial year.

Changes to planned targets

- There were no changes to the planned targets in the year under review.

Sub Programme: 2.4 COMMUNICATIONS AND LIAISON					
Performance Indicator	Actual Achievement 2011/2012	Planned Target 2012/2013	Actual Achievement 2012/2013	Deviation from planned target for 2012/2013	Comment on deviations
Number of reviewed communication strategy document	1	1	1	-	-
Number of Stakeholders engagement sessions	New indicator	128	113	15	This is due to reprioritisation to accommodate over performance of other indicators.
Number of media releases and speeches	72	48	63	15	Response to reach out communities due to escalating number of gender based violence crimes targeting Older Persons, Women and Children.
Number of branded offices and institutions	New indicator	10	24	14	There was an urgent need to brand many District, Area & Service Offices in an effort to improve the visibility.
Number of institutionalized annual events coordinated	New indicator	12	21	9	Response to reach out communities due to escalating number of gender based violence crimes targeting Older Persons, Women and Children.

Strategy to overcome areas of under performance

- Communication & Liaison Directorate has recruited an Assistant Manager responsible for Stakeholder Relations Management.

Changes to planned targets

- There were no changes to the planned targets in the year under review.

Sub Programme: 2.5 CD CORPORATE SERVICES					
Performance Indicator	Actual Achievement 2011/2012	Planned Target 2012/2013	Actual Achievement 2012/2013	Deviation from planned target for 2012/2013	Comment on deviations
Number of assessment reports	New indicator	8	8	0	-

Strategy to overcome areas of under performance

- Not applicable

Changes to planned targets

- There were no changes to the planned targets in the year under review.

Sub Programme: 2.5.1 HUMAN RESOURCE ADMINISTRATION					
Performance Indicator	Actual Achievement 2011/2012	Planned Target 2012/2013	Actual Achievement 2012/2013	Deviation from planned target for 2012/2013	Comment on deviations
Number of employees benefiting from the provision of Conditions of Services in compliance with Public Service Prescripts	4097	3851	3914	63	Increase is as a result of contract employees and further renewal of contracts. Furthermore when comparing the Actual Achievements for 2011/2012 and 2012/2013 financial year with Part E below, the deviation is due to the fact that the PERSAL end of the month differed (being an operational system) from the Vulindlela Report (Part E of the Annual Report) which is a reporting system, reporting quarterly. Vulindlela is more comprehensive because it includes transactions that would not have been finalised on PERSAL as the end of a particular month.
Number of officials attracted through recruitment	263	13	40	27	Understating of prioritised post in the ARP which was later corrected during the year.
Number of personnel data maintained as per Public Service prescripts	4097	3851	3914	63	The increase is concomitant to the increase in the number of staff.
Number of employee files maintained	4097	3851	3914	63	The increase is associated with the increase in the number of staff.
Human Resource Plan is reviewed.	New indicator	1	1	0	-
Human Resource Plan & EE plan Implementation Monitoring.	New indicator	2	2	0	-
Number of HR policies Developed.	New indicator	6	6	0	-
Number of HR policies Implementation monitored.	New indicator	15	15	0	

Strategy to overcome areas of under performance

- Not applicable

Changes to planned target

- There were no changes to the planned targets in the year under review.

Sub Programme: 2.5.2 HUMAN RESOURCE MANAGEMENT					
Performance Indicator	Actual Achievement 2011/2012	Planned Target 2012/2013	Actual Achievement 2012/2013	Deviation from planned target for 2012/2013	Comment on deviations
Number of employees trained and developed through Work Skills Plan	1431	3851	2048	1803	The Department over targeted by including Personal Development Plans (PDP's) of all employees but from the 1% of skills levy budget the Department only gets 60% which is far below to the PDP's of the all employees of the Department.
Number of employees complies with Performance Management and Development System.	3009	3851	3800	51	43 officials were contract workers. 7 officials terminated services due to retirement, dismissal and abscondment.
Number of Organizational Development and Design interventions implemented.	3	4	4	0	-
Percentage reduction of turnaround time on cases of misconduct, grievances and abscondments.	100%	100%	100%	0	-
Number of employees benefiting from Integrated Employee Wellness Programmes.	3830	3851	5698	1847	The IEWP programme has 4 interventions each employee participated to more than one intervention. The reporting is based on intervention made to each employee.

Strategy to overcome areas of underperformance:

- Diverse training will be sourced from Provincial Treasury, OTP and other Programmes.

Changes to planned targets

- There were no changes to the planned targets in the year under review.

Sub Programme 2.5.3 INTEGRATED STRATEGIC PLANNING					
Performance Indicator	Actual Achievement 2011/2012	Planned Target 2012/2013	Actual Achievement 2012/2013	Deviation from planned target for 2012/2013	Comment on deviations
Number of Policy Analysis Reports produced on new and revised departmental policies	New indicator	3	3	0	-
Number of Programmes implemented to institutionalize Service Excellence	New indicator	4	3	1	Business Process Mapping project could not kick-start due to the team members' competing departmental priorities.
Number of credible Strategic and Operational Plans delivered on time	2	2	2	0	-
Number of reports developed to ensure accountability	14	14	14	0	-

Strategy to overcome areas of under performance

- Provincial BPM team has committed to prioritise our Department during the 2013/14 financial year.

Changes to planned targets

- There were no changes to the planned targets in the year under review.

Sub Programme: 2.6 CD FINANCIAL MANAGEMENT					
Performance Indicator	Actual Achievement 2011/2012	Planned Target 2012/2013	Actual Achievement 2012/2013	Deviation from planned target for 2012/2013	Comment on deviations
A credible MTEF Budget approved by Legislature	1	1	1	0	-
Number of days to pay creditors and NGOs adhered to.	20.96	20	19.4	0.6	The deviation was mainly caused by internal controls that were put in place and constant follow up on outstanding invoices. This is well below the standard which is 30 days to pay creditors.
A set of credible Annual Financial Statement approved submitted to AGSA and Provincial Treasury.	1	1	1	0	-
Percentage number of transactions that responds to internal controls.	100%	100%	100%	0	-

Strategy to overcome areas of under performance

- Not applicable

Changes to planned targets

- There were no changes to the planned targets in the year under review.

Sub Programme 2.6.1 FINANCIAL PLANNING SERVICES					
Performance Indicator	Actual Achievement 2011/2012	Planned Target 2012/2013	Actual Achievement 2012/2013	Deviation from planned target for 2012/2013	Comment on deviations
Number of Credible MTEF budget processes implemented.	75	92	91	1	This is due to the MTEC hearings which were scheduled for September 2012 that could not take place as planned and was implemented in October but was omitted in the third quarterly report 2012/13.

Strategy to overcome areas of under performance

- Strengthening of reporting mechanisms.

Changes to planned targets

- There were no changes to the planned targets in the year under review.

Sub Programme 2.6.2 FINANCIAL SYSTEMS AND ACCOUNTING SERVICES					
Performance Indicator	Actual Achievement 2011/2012	Planned Target 2012/2013	Actual Achievement 2012/2013	Deviation from planned target for 2012/2013	Comment on deviations
Number of credible Annual Financial Statement approved and submitted to Auditor General SA and Provincial Treasury	1	1	1	0	-
Number of compliance reports submitted to Provincial Treasury	New indicator	12	12	0	-

Strategy to overcome areas of under performance

- Not applicable

Changes to planned targets

- There were no changes to the planned targets in the year under review.

Sub Programme: 2.6.3 EXPENDITURE MANAGEMENT					
Performance Indicator	Actual Achievement 2011/2012	Planned Target 2012/2013	Actual Achievement 2012/2013	Deviation from planned target for 2012/2013	Comment on deviations
Number of days to pay creditors and NGOs reduced.	20.96	20	19.4	0.6	The deviation was mainly caused by internal controls that were put in place and constant follow up on outstanding invoices. This is well below the standard which is 30 days to pay creditors.

Strategy to overcome areas of under performance

- Not applicable

Changes to planned targets

- There were no changes to the planned targets in the year under review.

Sub Programme: 2.7 CD SUPPLY CHAIN MANAGEMENT					
Performance Indicator	Actual Achievement 2011/2012	Planned Target 2012/2013	Actual Achievement 2012/2013	Deviation from planned target for 2012/2013	Comment on deviations
Availability of an asset register in line with Asset Management Framework	1	1	1	0	-
Availability of Departmental procurement plan aligned to the budget and programme deliverables	1	1	1	0	-
Targeting of procurement spend for empowerment in terms of BBBEE	28.5%	50%	59.4%	9.4%	This is due to increase in the number of BBBEE's participation in procurement that includes awards below R30, 000 which have been taken into consideration.
Development of a departmental infrastructure plan	1	1	1	0	-
Availability of Contracts Register	1	1	1	0	-
Implementing proper records management practices at Head Office, Districts and Area offices of the Department	New indicator	24	19	5	Participation in the RT5 courier service contract was replaced by usage of Post Office and disposal of records are awaiting response from Provincial Archives; Records management policy and procedure manuals are in draft and the file plan was not implemented due to shortage of space.
Development of District registries	New indicator	2	0	2	There was no suitable space identified for registry.

Strategy to overcome areas of under performance

- Approval has been obtained to participate in the current courier contract with National Treasury. Start date of new courier contract is 1 June 2013.
- The Departmental Records Management Forum was established in February 2013. Retention periods for certain categories of records were confirmed. Records due for disposal will be attended to in the 2013/14 financial year.
- The records management file plans will be implemented in the 2013/14 financial year. Practical workshops on the implementation process with all officials will start in June 2013.
- Approval of the records management policy is targeted for the end of October 2013. The procedure manual will be finalised before the end of the 2013/14 financial year.
- A registry will be established at O R Tambo before October 2013.

Changes to planned targets

- There were no changes to the planned targets in the year under review.

Sub Programme: 2.8 OFFICE OF THE CHIEF INFORMATION OFFICER					
Performance Indicator	Actual Achievement 2011/2012	Planned Target 2012/2013	Actual Achievement 2012/2013	Deviation from planned target for 2012/2013	Comment on deviations
Departmental ICT Governance is reached to a desired maturity level of "4". (Cobit framework)	New indicator	2	2.3	0.3	This is due to the development and implementation of ICT policies, procedures and standards and implementation of risk control plan.

Strategy to overcome areas of under performance

- Not applicable

Changes to planned targets

- There were no changes to the planned targets in the year under review.

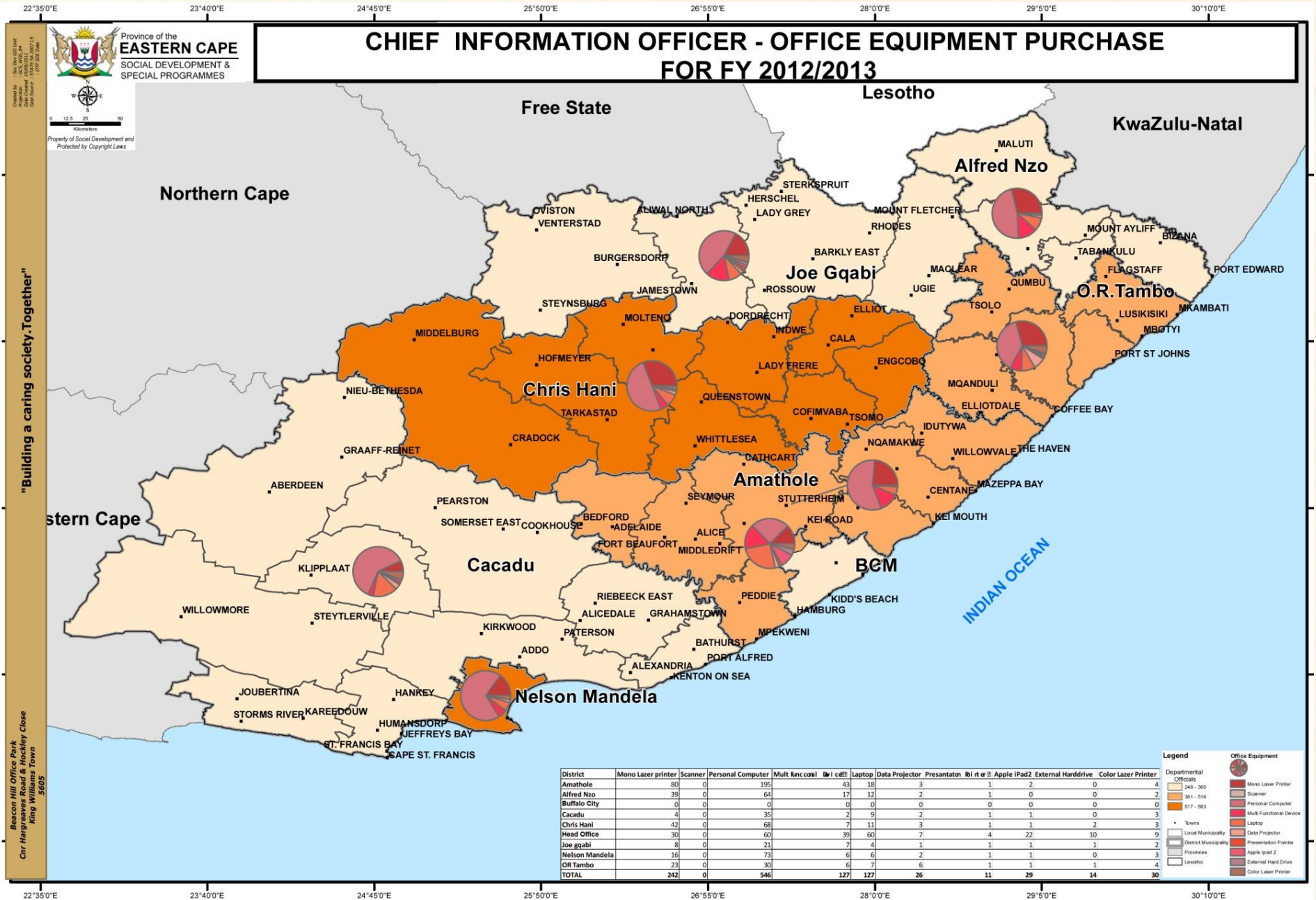
Sub Programme: 2.8.1 ICT ENGINEERING					
Performance Indicator	Actual Achievement 2011/2012	Planned Target 2012/2013	Actual Achievement 2012/2013	Deviation from planned target for 2012/2013	Comment on deviations
ICT Risk Maturity level in the Department increased in accordance with the "Cobit Framework".	New indicator	2	2	0	-
Number of workstations to be supported and maintained.	2839	2900	2951	51	This is due to procurement and installation of more workstations with the savings that the Department obtained through direct purchase of Information Communication Technology (ICT) equipment from suppliers instead of procuring through State Information Technology Agency (SITA).
Number of new users to be connected to networks services	New indicator	200	144	56	This is due to non-availability of Novell Administrator at SITA. Novell administration is a shared service managed by OTP and SITA. During the last quarter there was no Novell administrator available to manage the system. As a result users were not registered in the system.
Number of new LAN infrastructure projects.	2	10	8	2	The Department experienced delays in the procurement of leasing of buildings during the year under review that resulted in negative deviation in completing Local Area Network (LAN) infrastructure projects.

Strategy to overcome areas of under performance


- SITA has reported that, they are finalizing the tender for sourcing the service provider for rendering Novell administration and is expected to restore the service in the first quarter of 2013. SITA has an interim arrangement in place till new service provider will take over.
- The Department is always following upon the procurement process of leasing the office buildings with the Department of Public Works.

Changes to planned targets

- There were no changes to the planned targets in the year under review.



Beacon Hill Office Park
Cnr Hargreaves Road & Rockley Close
King William's Town
5605



Property of Social Development and Protected by Copyright Laws

Sub Programme: 2.8.2 SYSTEMS DEVELOPMENT AND MANAGEMENT					
Performance Indicator	Actual Achievement 2011/2012	Planned Target 2012/2013	Actual Achievement 2012/2013	Deviation from planned target for 2012/2013	Comment on deviations
Number of MIS services	New indicator	17	15	2	This was due to challenges and delay that Department had experienced in the migration of non-mandatory services from State Information Technology Agency (SITA) back to the Department. The transfer of non-mandatory services from SITA back to the department is part of cost saving strategy of the Department.
Number of new systems developed.	16	2	0	2	This was due to challenges and delay that Department had experienced in the migration of non-mandatory services from State Information Technology Agency (SITA) back to the Department. The transfer of non-mandatory services from SITA back to the department is part of cost saving strategy of the Department.
Number of new Departmental services done through GIS	6	2	3	1	Department added one additional Geographic Information System (GIS) service that is NISIS Geo database service
Number of new departmental services accessed through web.	4	2	0	2	The service provider who had been identified for upgrading of the web system needed the department to fix two requirements to start the project which involved planning and budgeting, hence the project was halted to avoid fruitless and wasteful expenditure.

Strategy to overcome areas of under performance

- Eight (8) ICT resources to support Social Development Information Management System (SDIMS) were appointed in the last quarter of 2012/13 financial year. The Department will be appointing additional four (4) more resources in the first quarter of the financial year 2013/14.
- Regarding the web upgrading, the service provider will continue with the project in the new financial year 2013/14 as the Department is busy sorting out the issues that service provider raised to be fixed before the project commencement.

Changes to planned targets

- There were no changes to the planned targets in the year under review.

Sub Programme: 2.8.3 MANAGEMENT INFORMATION SERVICES					
Performance Indicator	Actual Achievement 2011/2012	Planned Target 2012/2013	Actual Achievement 2012/2013	Deviation from planned target for 2012/2013	Comment on deviations
Number of databases integrated in the Departmental warehouse with cleaned data.	54	18	20	2	This is due to addition of Social Worker Bursary dataset and Rampage database.
Number of backups taken for Disaster Recovery and Business Continuity.	365	252	252	0	
Number of priority areas that are targeted to generate pre-defined standard management reports.	11	13	13	0	
Number of hours. of service availability response time	New indicator	4	4	0	-

Strategy to overcome areas of under performance

- Not applicable

Changes to planned targets

- There were no changes to the planned targets in the year under review.

Sub Programme: 2.9 PROVINCIAL ANTI-POVERTY INTEGRATION AND CO-ORDINATION					
Performance Indicator	Actual Achievement 2011/2012	Planned Target 2012/2013	Actual Achievement 2012/2013	Deviation from planned target for 2012/2013	Comment on deviations
Development of Provincial Anti-Poverty strategy	1	1	1	0	-
Development of Provincial monitoring Framework	New indicator	-	-	-	-

Strategy to overcome areas of under performance

- Not applicable

Changes to planned targets

- There were no changes to the planned targets in the year under review.

Sub Programme: 2.9.1 FAMILY BASED INTERVENTION					
Performance Indicator	Actual Achievement 2011/2012	Planned Target 2012/2013	Actual Achievement 2012/2013	Deviation from planned target for 2012/2013	Comment on deviations
Number of households receiving interventions through FBPEM.	New indicator	22	22	0	-
Number of households profiled and captured on NISIS	7456	9000	3459	5541	The departmental plan to transfer officials of the Anti-Poverty unit, who are in the Provincial structure, to the districts never materialised due to employees' resistance.
Number of households profiled and captured receiving integrated services.	New indicator	9000	845	8155	The Department only refers households to other stakeholders to render on the basket of services.
Number of families graduated out of poverty	New indicator	-	-	-	-

Strategy to overcome areas of under performance

- Transfer of the Family Based Intervention programme from Anti-Poverty unit to District Development and Implementation section has already been taken place to integrate this service as part of functions performed by Auxiliary Community Development practitioners and their supervisors in the districts.
- Strengthening of stakeholder fora in districts to coordinate and manage all referrals.

Changes to planned targets

- There were no changes to the planned targets in the year under review.

Sub Programme: 2.9.2 STAKEHOLDER DEVELOPMENT AND PARTNERSHIP					
Performance Indicator	Actual Achievement 2011/2012	Planned Target 2012/2013	Actual Achievement 2012/2013	Deviation from planned target for 2012/2013	Comment on deviations
Development of stakeholder Mobilisation and Coordination Strategy	New indicator	1	0	1	The Strategy is in a draft form.
Number of Government Departments mobilised for service delivery	11	5	12	7	More stakeholders have been mobilised due to enhanced working relationship consequential to the process of developing the Anti-Poverty Strategy.
Number of Social Partners mobilised for service delivery	New indicator	3	3	0	-
Number of integrated service delivery initiatives	New indicator	6	6	0	-
Number of Monitoring reports for integrated service delivery	New indicator	6	6	0	-
Number of analysis reports of stakeholder's performance and integrated service delivery	New indicator	1	1	0	-

Strategy to overcome areas of under performance

- Not applicable

Changes to planned targets

- There were no changes to the planned targets in the year under review.

Sub Programme: 3 DISTRICT MANAGEMENT					
Performance Indicator	Actual Achievement 2011/2012	Planned Target 2012/2013	Actual Achievement 2012/2013	Deviation from planned target for 2012/2013	Comment on deviations
Number of Districts that have capacity to manage their services effectively and efficiently	7	8	8	0	-
Number of partnerships implemented within Districts	8	6	7	1	District Management exceeded its target due to significant contribution made by Local Municipalities and Government Departments
Number of Districts leading Social Development mandatory projects falling within Social Needs Cluster	7	8	8	0	-
Number of Districts that have integrated programmes with local municipalities (IDPs) and other stakeholders	7	8	8	0	-

Strategy to overcome areas of under performance

- Not applicable

Changes to planned targets

- There were no changes to the planned targets in the year under review.

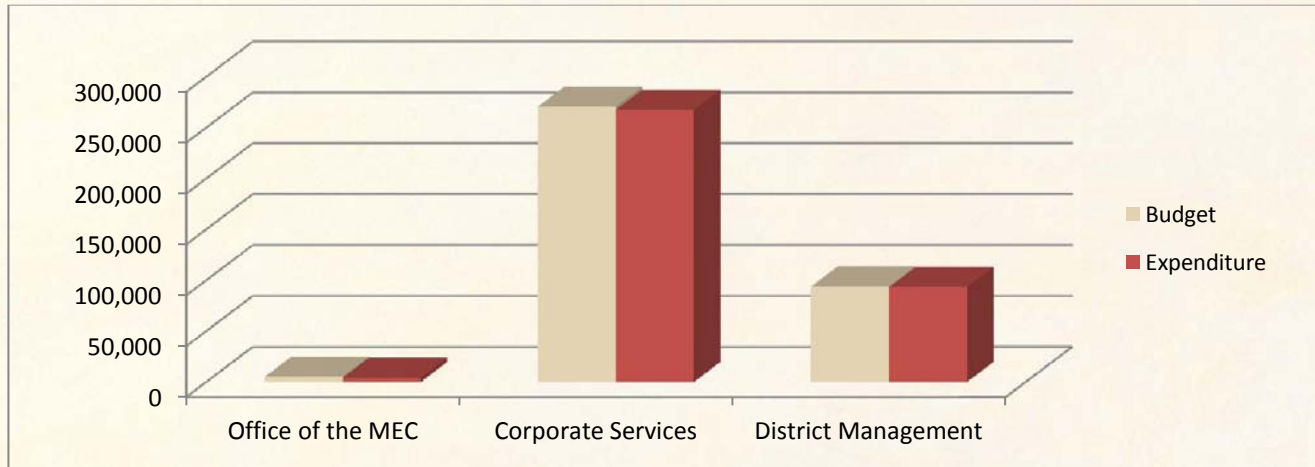
LINKING PERFORMANCE WITH BUDGETS**SUMMARY OF PAYMENTS BY SUB-PROGRAMME**

Sub- Programme Name	2012/2013			2011/2012		
	Final Appropriation	Actual Expenditure	(Over)/Under Expenditure	Final Appropriation	Actual Expenditure	(Over)/Under Expenditure
	R'000	R'000	R'000	R'000	R'000	R'000
Office of the MEC	5,166	4,981	185	4,386	4,300	86
Corporate Services	270,692	267,530	3,162	256,631	251,578	5,053
District Management	93,850	93,294	556	78,925	78,842	83
Total	369,708	365,805	4,536	339,942	334,720	5,222

STATUTORY APPROPRIATION

Programme Name	2012/2013			2011/2012		
	Final Appropriation	Actual Expenditure	(Over)/Under Expenditure	Final Appropriation	Actual Expenditure	(Over)/Under Expenditure
	R'000	R'000	R'000	R'000	R'000	R'000
Member of executive committee/parliamentary officers	1,652	1,652	-	1,566	1,566	-

2012/2013 Budget vs Expenditure- Administration





Nkosazana Nggangweni
Programme Manager
Social Welfare Services

PROGRAMME 2 | SOCIAL WELFARE SERVICES

2.5.2 PROGRAMME 2: SOCIAL WELFARE SERVICES

Purpose

The purpose of the programme is to provide integrated developmental social welfare services to the poor and vulnerable in partnership with stakeholders and civil society organisations.

Sub-programmes
2.1 Professional and Administrative Support
2.2 Substance Abuse, Prevention and Rehabilitation
2.3 Care and Services to Older Persons
2.4 Crime Prevention and Support
2.5 Services to Persons with Disabilities
2.6 Child Care and Protection Services
2.7 Victim Empowerment
2.8 HIV and AIDS
2.9 Social Relief
2.10 Care and Support Services to Families

Strategic Objectives
To promote community based care programmes that facilitate the reduction of gender disparities, substance abuse and crime prevention and reduce incidence of violence by March 2015
To provide developmental social welfare services to children in need of care and protection, people infected and affected by HIV & AIDS, family preservation programmes and social relief by March 2015
To provide care, developmental and integrated services to Persons with Disabilities and Older Persons by March 2015

NARRATIVE ACHIEVEMENTS

2.1 PROFESSIONAL AND ADMINISTRATIVE SUPPORT

Capacity building initiatives was intensified in line with Outcome No 3 that promotes an effective, efficient and development oriented public service.

The DQA unit has for the period under review conducted consultative sessions on the revised Framework for Quality Assurance and developed an assessment tool.

Social Service Practitioners were capacitated on the revised DQA Framework and Assessment tools and other capacity building programmes whilst Supervisors were trained on the Supervision Framework for Social Workers.

2.2 SUBSTANCE ABUSE PREVENTION AND REHABILITATION

In line with Outcome No 3: All people in South Africa are and feel safe a Provincial Substance Abuse Forum was established and the following stakeholders are participating: Government Departments, NGO's and the Eastern Cape Liquor Board. The main function being to assist and support stakeholders on the implementation of substance abuse Prevention Programmes

In addition to this, three hundred and sixty four (364) 261 TADA groups were established in schools in line with the Anti-Substance Abuse Community Mobilisation Strategy.

2.3 CARE AND SERVICES TO OLDER PERSONS

To address Outcomes 2: A long and healthy life for all South Africans and 3: All people in South Africa are and feel safe, the Department funded fifty one (51) Residential facilities, two hundred and thirty five (235) Community Based Care and Support Services Centres rendering 24 hour care services, nutritional, recreational, inter-generational and active ageing programmes for older persons and 4 social service organizations that provide Social Work services to Older Persons. Six hundred and forty two (642) Older Persons participated in Provincial Golden Games

2.4 CRIME PREVENTION AND SUPPORT

In line with Outcome 3: All people in South Africa are and feel safe the Bhishe and John X Merrimen Child and Youth Care Centres are operational benefitting children sentenced and awaiting trial. Developmental and Vocational skills programmes are provided in these centres.

Accreditation of Diversion programmes has been completed and seven (7) Diversion programmes have been accredited and published in the Government Gazette.

2.5 SERVICES TO PEOPLE WITH DISABILITIES

Outcome 12 promotes an effective, efficient and development-oriented public service and an empowered, fair and inclusive citizenship. To give credence to this, a partnership was formed with the Japan International Co-operation Agency (JICA) which donated a custom built vehicle for Persons with Disabilities.

The sub-program created one hundred and nine (109) job opportunities through the EPWP Conditional Grant.

2.6 CHILD CARE AND PROTECTION

In line with Outcome number 3: All people in South Africa are and feel safe, Provincial Child Protection Week was commemorated in partnership with other Government Departments to families of incarcerated mothers in East London Correctional Centre.

Seven (7) build-up district dialogues to Provincial Children's Parliament to discuss issues affecting children were conducted benefitting four hundred (400) children. Provincial Children's Parliament was held in partnership with Eastern Cape Legislature.

In realization of Outcome number 1: Quality Basic Education, the department facilitated access of fifty seven thousand one hundred and ninety eight (57198) children to registered ECD programmes that are run by one thousand two hundred and eighty three (1283) funded ECD centres.

Delivery on outcome number 4: Decent employment through inclusive economic growth, has created three thousand eight hundred and forty nine (3849) job opportunities for ECD practitioners in the funded centres.

2.7. VICTIM EMPOWEREMENT PROGRAMME

To address Outcome 3: All people in South Africa are and feel safe the Department subsidized two (2) NGOs (Masimanyane and Mthatha Women Support Centre) delivering services on Victim Empowerment.

Training on Sexual Offences Manual and Victims' Charter for all stakeholders was conducted. A Consultative Workshop on Policy Framework on Accreditation of Organizations Rendering Services and Programmes to Victims of Human Trafficking was conducted.

A National Tool for Accreditation of organizations rendering services and programmes to victims of human trafficking was piloted at the KwaNobuhle/Khuseleka One Stop Center.

A Provincial Gender Based Violence Conference in partnership with other key stakeholders and role-players was held, **combined with the launch of the White Door of Hope Concept at the Duncan Village Police Station and the "Everyday Heroes" Brand.**

2.8 HIV and AIDS

Outcome 2: A long and healthy life for all South Africans seeks to promote the reduction in the psycho-social impact of HIV and AIDS.

In rendering Psychosocial support services, thirty five thousand seven hundred and ninety six (35 796) Orphaned and Vulnerable Children and Youth made vulnerable by HIV and AIDS were identified and given support by the Department. **A Provincial action committee comprised of key stakeholders rendering services to OVC 'S was strengthened with a view to ensure co- ordinate response to issues of OVC in the province.** This was done with the full support of the Provincial Aids Council.

Community dialogues were held at Buffalo City Metro focusing in NU 5 which was identified as having high prevalence of substance abuse as part of buildup events towards commemoration of the World AIDS Day. This resulted to two (2) Home Community Based Organisations funded in the area (St Gregory and Makukhanye HCBC) with a view to have extensive preventive programmes .

In line with the Expanded Public Works Programme the Department created twenty one thousand one hundred and forty (2140) job opportunities within Home Community Based Care Programmes. Community Care Givers participated on the Thogomelo Programme (Care for the carer) with a view to equip them with the necessary skills.

2.9 SOCIAL RELIEF

In response to undue hardship and disasters the department provided psycho- social support and material aid in the form of school uniforms and food parcels to families.

2.10 CARE AND SUPPORT SERVICES TO FAMILIES

To address Outcome 3: All people in South Africa are and feel safe the department provided family preservation programmes through Family Resource Centers and Single Parent Associations in partnership with other stakeholders.

STRATEGIC OBJECTIVES

SOCIAL WELFARE SERVICES					
Strategic Objectives	Actual Achievement 2011/2012	Planned Target 2012/2013	Actual Achievement 2012/2013	Deviation from planned target to Achievement for 2012/2013	Comment on deviations
To promote community based care programmes that facilitate the reduction of gender disparities, substance abuse and crime prevention and reduce incidence of violence by March 2015	3	3	3	0	-
To provide developmental social welfare services to children in need of care and protection, people infected and affected by HIV & AIDS, family preservation programmes and social relief by March 2015	4	4	4	0	-
To provide care, developmental and integrated services to Persons with Disabilities and Older Persons by March 2015	2	2	2	0	-

PERFORMANCE INDICATORS

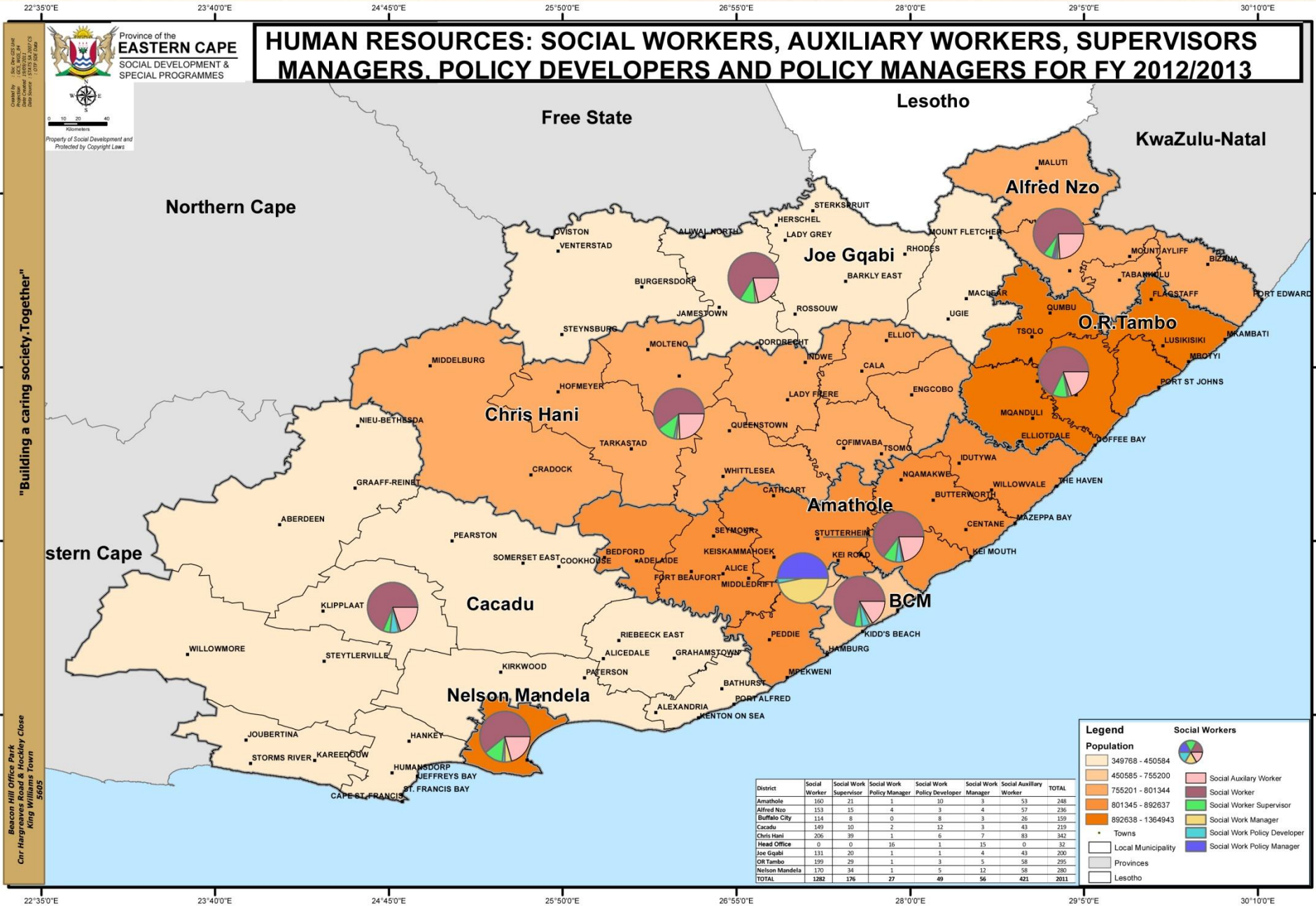
Sub Programme: 2.1 PROFESSIONAL AND ADMINISTRATIVE SUPPORT					
Performance Indicator	Actual Achievement 2011/2012	Planned Target 2012/2013	Actual Achievement 2012/2013	Deviation from planned target to Achievement for 2012/2013	Comment on deviations
Number of Social Service Practitioners participating in capacity building programme	940	640	1587	947	More Social Service Practitioners participated in the capacity building programme due to increased efforts by Districts to capacitate their personnel.
Number of Social Service Practitioners oriented in Programme specific service delivery.	New indicator	365	0	365	Social Service Practitioners were not oriented during the financial year under review as an accredited module was not available at the Local Universities.
Number of work opportunities created through Expanded Public Works Programme.	7696	5475	5475	0	-
Number of funded organisations monitored.	123	120	1249	1129	NGO units were established in the Districts to be responsible for monitoring of compliance to SLA's and Governance issues.
Number of people participating in Social Work Awards.	0	1140	500	640	Social Workers Awards were incorporated in the Provincial Excellence Awards for all Departmental employees which decreased the categories.

Strategy to overcome areas of under performance

- To engage with the local Institutions of Higher Learning for the development and implementation of accredited modules/ programme
- Establish functional District Awards teams.

Changes to planned targets

- There were no changes to the planned targets in the year under review.



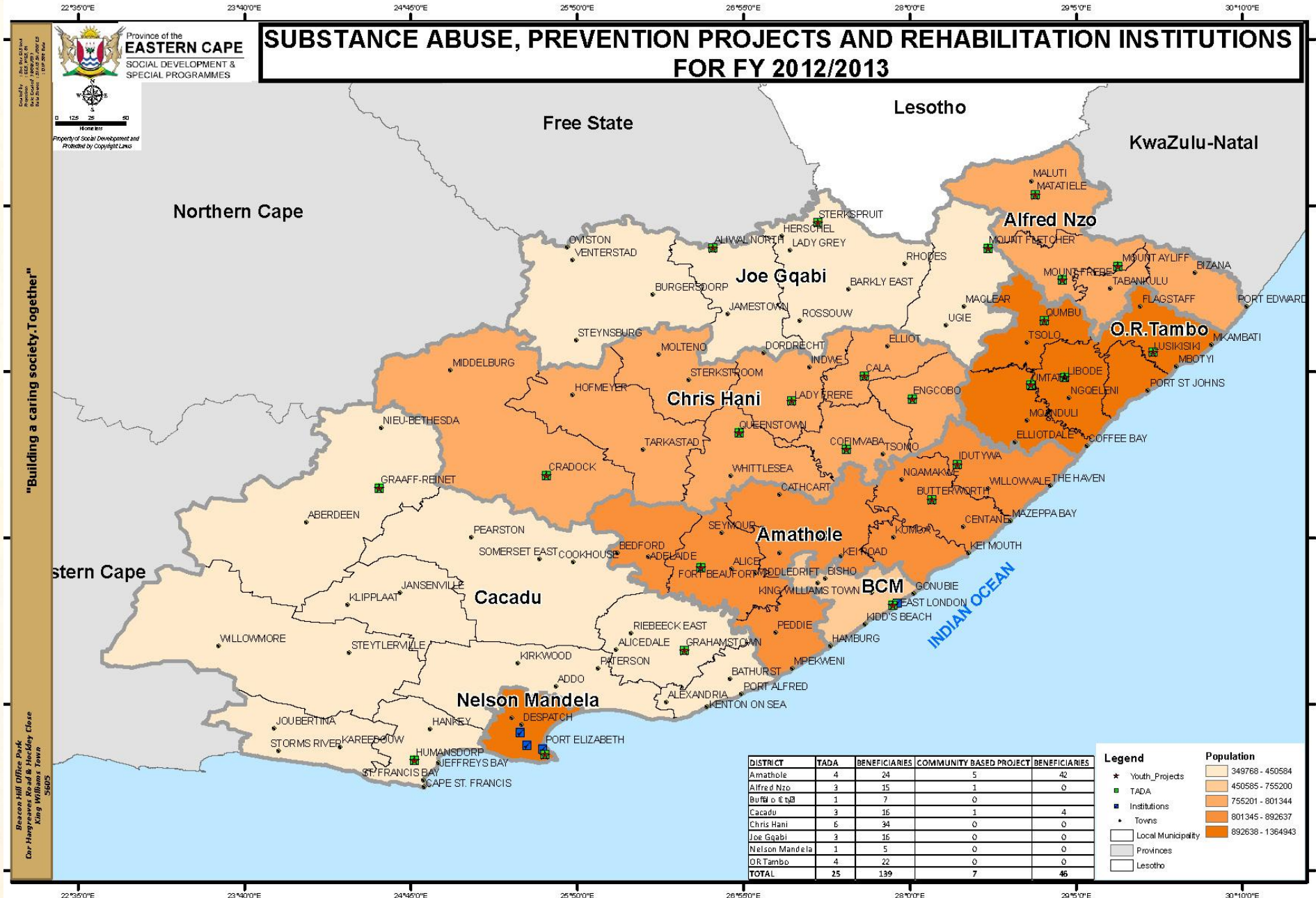
Sub Programme: 2.2 SUBSTANCE ABUSE PREVENTION AND REHABILITATION					
Performance Indicator	Actual Achievement 2011/2012	Planned Target 2012/ 2013	Actual Achievement 2012/2013	Deviation from planned target for 2012/2013	Comment on deviations
Number of service users who have accessed private in-patient substance abuse treatment centres funded by Government.	New indicator	464	1069	605	Variance is caused by high demand for in – patient treatment services.
Number of children reached through Ke Moja drug prevention programme.	New indicator	6331	9069	2738	More children participated due to high prevalence of substance abuse
Number of youth (19-35) reached through Ke Moja drug prevention programme	1109	360	471	111	More youth volunteered to participate due to high prevalence of substance abuse.
Number of funded private in-patient substance abuse treatment centres managed by NGOs	New indicator	5	3	2	Only 3 NGOs applied and given support during the year under review.
Number of funded out-patient substance abuse treatment centres managed by NGOs.	New indicator	3	2	1	Only 2 NGOs applied and given support during the year under review.
Number of awareness campaigns on substance abuse.	916	1373	899	474	TADA coordinators who are responsible for conducting awareness campaigns in schools migrate to permanent employment.
Number of clients received support services implemented through Community Based programmes.	New indicator	783	1072	289	More clients referred for counselling due to high prevalence on substance abuse
Number of TADA Groups established	218	300	261	39	TADA coordinators who are responsible for conducting awareness campaigns in schools migrate to permanent employment.
number of funded public inpatient substance abuse treatment centres run by NGOs	New indicator	-	-	-	-

Strategy to overcome areas of under performance

- The improvement on all the variance will be managed through the strengthening of planning, improve management of planned targets as well as reporting in all levels.
- Intensify Educational awareness campaigns such as Ke Moja and Anti Substance Abuse Community Mobilisation Strategy

Changes to planned targets

- There were no changes to the planned targets in the year under review





A community member is seen here marching against drug and substance abuse in the streets of Sterkspruit in June 2012

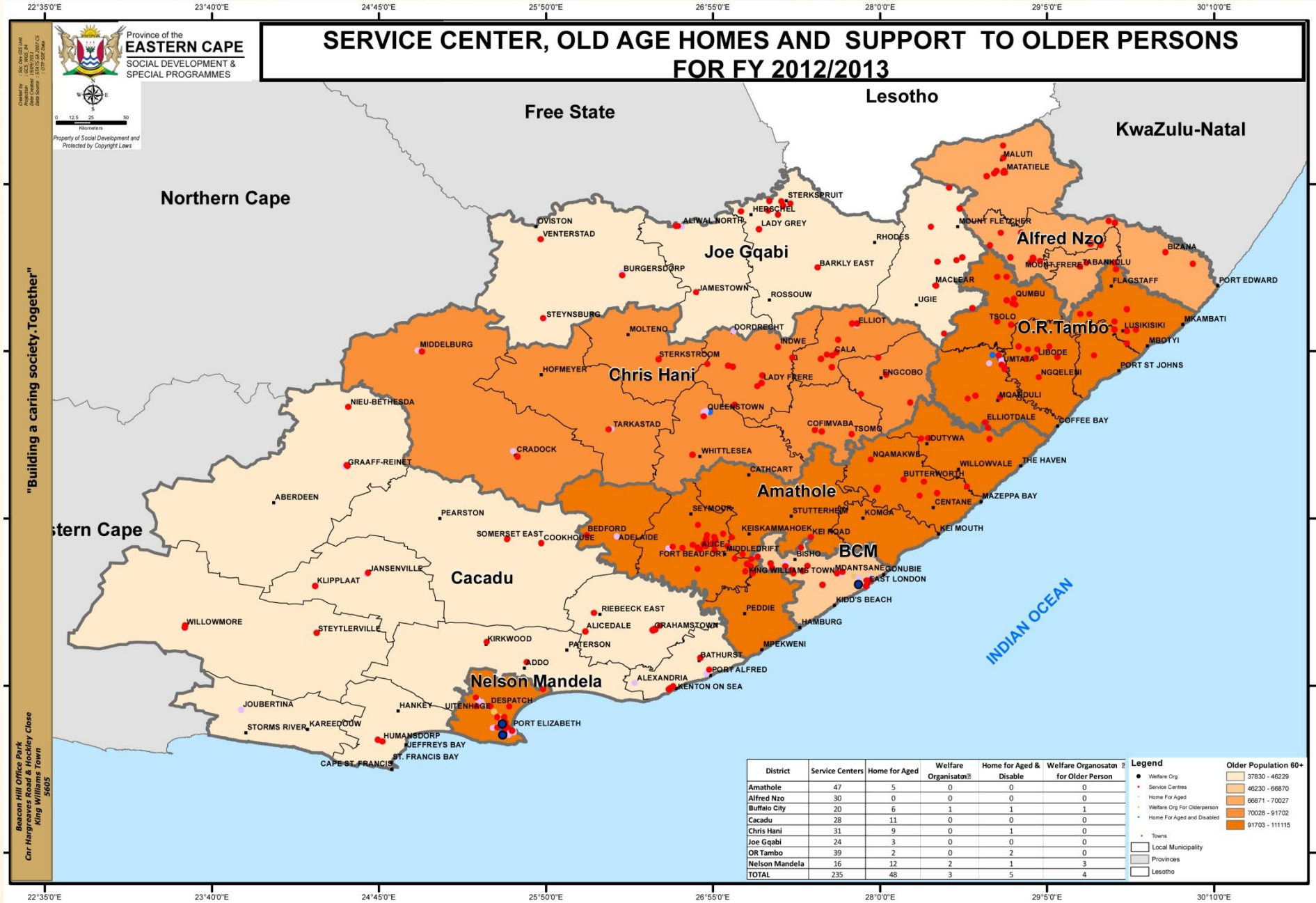
Sub Programme: 2.3 CARE AND SERVICES TO OLDER PERSONS					
Performance Indicator	Actual Achievement 2011/2012	Planned Target 2012/2013	Actual Achievement 2012/2013	Deviation from planned target for 2012/2013	Comment on deviations
Number of older persons in Residential facilities managed by Government	38	38	38	0	-
Number of older persons in funded Residential Facilities managed by NPOs	3258	3258	2390	868	Closure due to non-compliance.
Number of older persons accessing community based care and support services	15143	12363	12363	0	-
Number of older persons participating in active ageing programmes	672	642	642	0	-
Number of Residential care facilities managed by Government	1	1	1	0	-
Number of Residential care facilities managed by NPOs	51	51	51	0	-
Number of abused older persons who received services rendered by Social Workers.	95	55	1112	1057	The increase in the number of reported cases is caused by the awareness through door to door and other information sharing sessions as well as Commemoration of International Day of Older Persons events.
Number of caregivers implementing the community based care and support programmes	320	282	320	38	More care givers were recruited due to the implementation of more Outreach Programmes.
Number of funded Community based care centres managed by NPOs	235	235	235	0	-
Number of social service organisations managed by NPOs	4	4	4	0	-

Strategy to overcome areas of underperformance

- Not applicable

Changes to planned targets

- There were no changes to the planned targets in the year under review



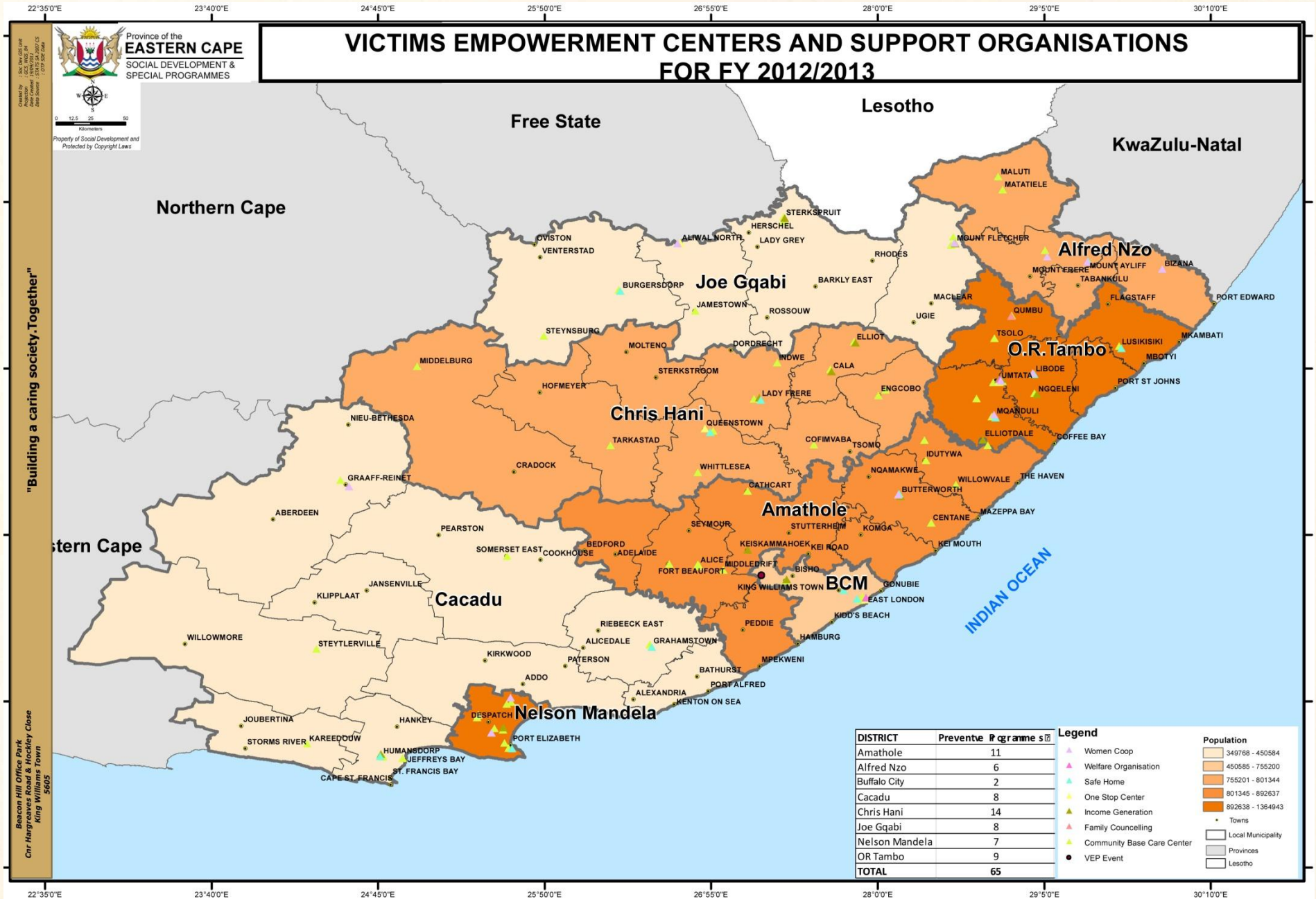
Sub Programme 2.4 CRIME PREVENTION AND SUPPORT					
Performance Indicator	Actual Achievement 2011/2012	Planned Target 2012/2013	Actual Achievement 2012/2013	Deviation from planned target for 2012/2013	Comment on deviations
Number of children in conflict with the law assessed	5653	5900	4842	1058	A lesser number of children were arrested, which resulted in less number of children referred for an assessment.
Number of children in conflict with the law who completed diversion programmes	2600	2950	678	2272	There were fewer children who met criteria for inclusion on diversion programmes.
Number of children in conflict with the law awaiting trial in secure care centres managed by Government	371	900	375	525	A lesser number of children referred by courts to secure care centres managed by government.
Number of children in conflict with the law awaiting trial in secure care centres managed by NGOs	471	950	501	449	A lesser number of children were referred by courts to secure care centres managed by NGOs.
Number of children reached through crime prevention programmes in line with the Integrated Social Crime Prevention Strategy.	45437	17470	30763	13293	The programme is voluntary in nature hence more people participated than projected.
Number of accredited diversion programmes implemented	11	4	7	3	More applications for accreditation received resulting in more Programmes being accredited and implemented.
Number of personnel compensated	504	504	504	0	-
Number of secure care centres complying with the blueprint model for secure care centres managed by Government	1	2	2	0	-
Number of secure care centres complying with the blueprint model for secure care centres managed by NGOs	1	2	2	0	-

Strategy to overcome areas of under performance

- Strengthening the implementation of the Integrated Social Crime Prevention Strategy at all levels of intervention.
- Conduct an analysis of crime trends to identify factors that disqualify young offenders from participating in crime prevention programmes.

Changes to planned targets

- There were no changes to the planned targets in the year under review.





John X Merriman Child and Youth Care Centre, a centre for children that are in conflict with the law based in East London

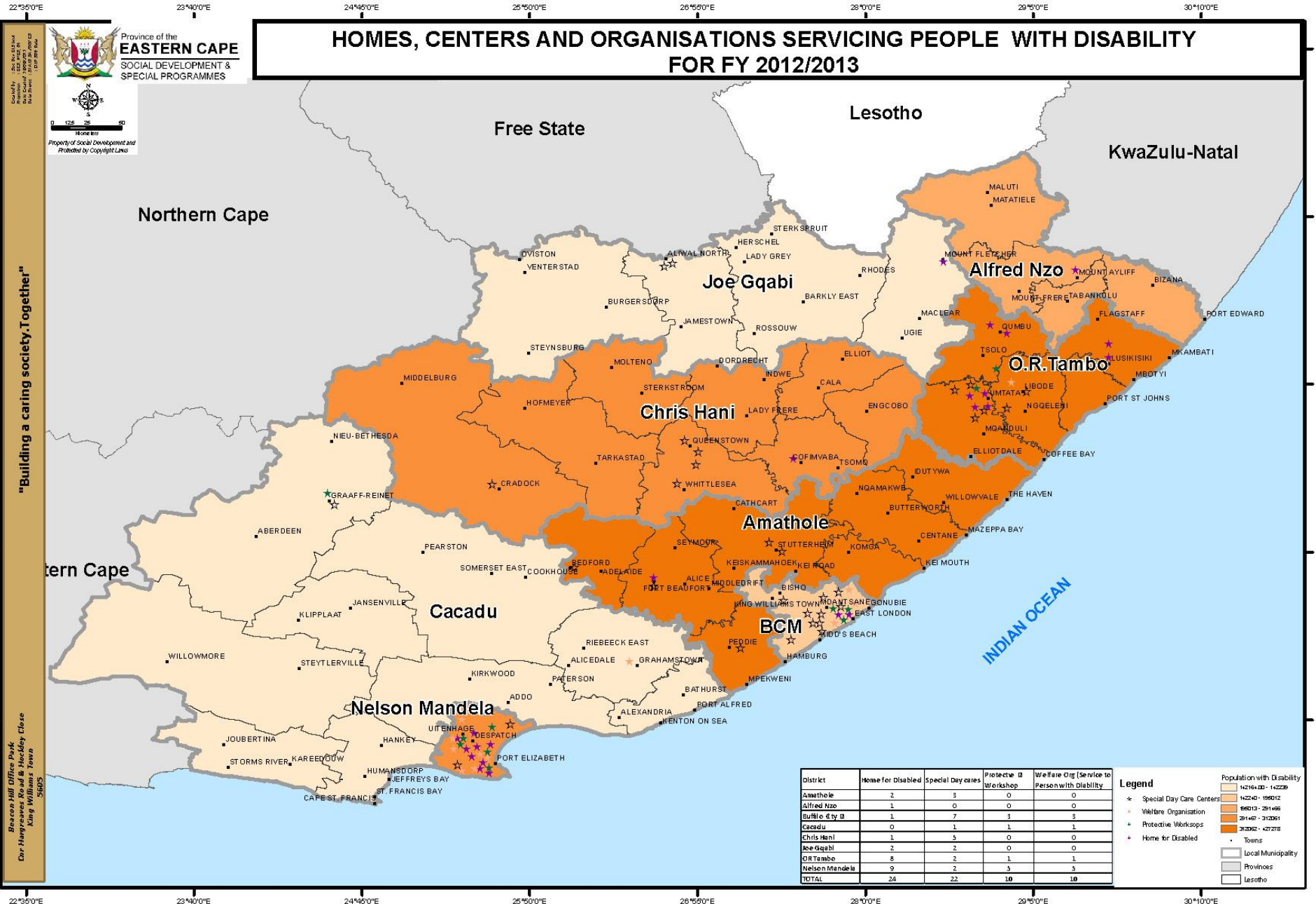
Sub Programme: 2.5 SERVICES TO PEOPLE WITH DISABILITIES					
Performance Indicator	Actual Achievement 2011/2012	Planned Target 2012/2013	Actual Achievement 2012/2013	Deviation from planned target for 2012/2013	Comment on deviations
Number of Persons with Disabilities in Residential facilities managed by Government	70	70	55	15	Admission in this centre depends on applications received.
Number of Persons with Disabilities in funded Residential facilities managed by NPOs	1040	1022	1022	0	-
Number of Persons with Disabilities accessing services in funded Protective Workshops managed by NPOs	641	466	466	0	-
Number of funded Residential care facilities for Persons with Disabilities managed by NPOs	23	23	23	0	-
Number of funded Residential facilities for Persons with Disabilities run by Government	1	1	1	0	-
Number of funded Protective Workshops for Persons with Disabilities managed by NPOs.	15	17	17	0	-
Number of funded Special Day Care Centres managed by NPOs	23	25	25	0	-
Number of children in Special Day Care Centres managed by NPOs	616	669	669	0	-
Number of Social Service Organisations managed by NPOs	12	11	11	0	-
Number of Community Based Rehabilitation (CBR) programmes	5	5	5	0	-
Number of jobs created in CBR programmes / projects in line with EPWP	New indicator	109	109	0	-

Strategy to overcome areas of under performance

- Strengthen the implementation of Integrated National Disability Strategy in all Districts.

Changes to planned targets

- There were no changes to the planned targets in the year under review.





Canaan Care Centre, a centre that cares for people with disabilities in East London

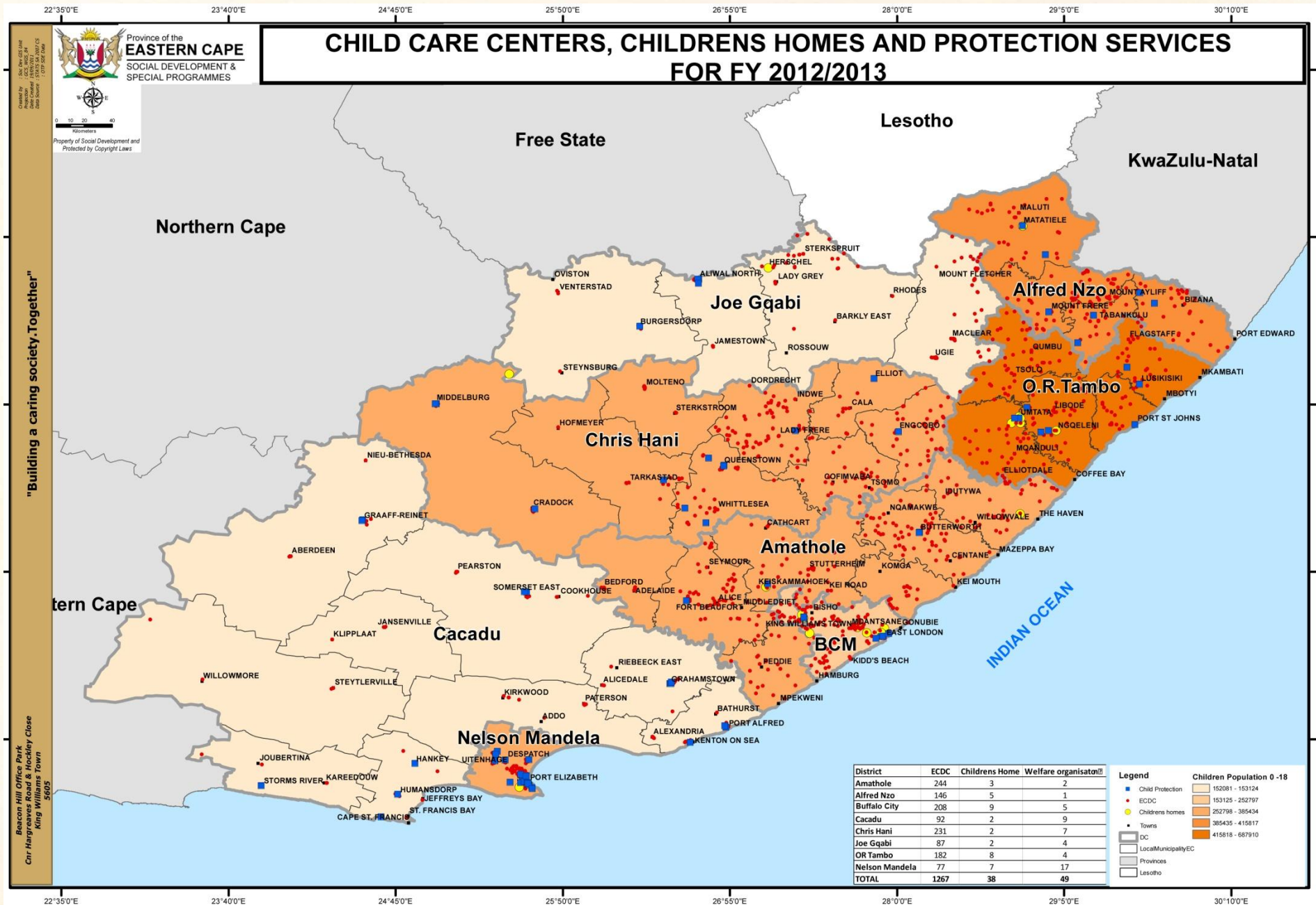
Sub Programme: 2.6 CHILD CARE AND PROTECTION					
Performance Indicator	Actual Achievement 2011/2012	Planned Target 2012/2013	Actual Achievement 2012/2013	Deviation from planned target for 2012/2013	Comment on deviations
Number of children between 0-5 years old accessing registered ECD Programmes	57198	57198	57198	0	-
Number of children in need of care and protection placed in Child and Youth Care Centres (Places of Safety) managed by Govt	354	230	200	30	Melton Gardens that has a maximum capacity of 30 children is not yet operational; interviews for employment of personnel are still in progress.
Number of children in need of care and protection placed in Child and Youth Care Centres (Children's Home and Shelters) managed by NPOs	2359	2359	2359	0	-
Number of abused children who received services by Social Workers	156	280	227	53	The decrease in abused children indicates a positive response to prevention programmes.
Number of children placed in Foster Care	9486	20 000	4723	15277	Fewer children reported to be in need of care and protection were placed in foster care and captured on Foster Care Register.
Number of funded Child and Youth Care Centres (Places of Safety) managed by Govt.	3	4	3	1	Melton Gardens is not yet operational; interviews for employment of personnel are still in progress.
Number of funded Child and Youth Care Centres (Children's Homes and Shelters) managed by NPOs	35	39	34	5	The 4 Child and Youth Care Centres (CYCCs) that make up 39 centres are managed by government. They were erroneously added to the centres managed by NPOs. Libenhuis Child and Care Centre in Nelson Mandela Metro closed voluntary.
Number of jobs created through EPWP in ECD Programme.	3741	3741	3849	108	108 additional job opportunities were created as a result of 36 additional ECD centres that were subsidised.
Number of funded ECD Centres	1247	1247	1283	36	Through monitoring of centres 36 new ECD centres were funded within Alfred Nzo, Amathole, OR Tambo, Chris Hani, Cacadu and Nelson Mandela Metro.
Number of subsidised CPOs dealing with child protection services	48	52	50	2	2 CPOs voluntarily closed in Chris Hani (01) and Amathole Districts
Number of children placed in temporary safe care	New indicator	200	284	84	More children reported to be in need of care and protection were placed

Strategy to overcome areas of underperformance

- Strengthening management of foster care.
- Expedite the functioning of Melton Garden's Child and Youth Care Centre

Changes to planned targets

- There were no changes to the planned targets in the year under review.





Children at play during National Children's Day held in Mthatha in December 2012

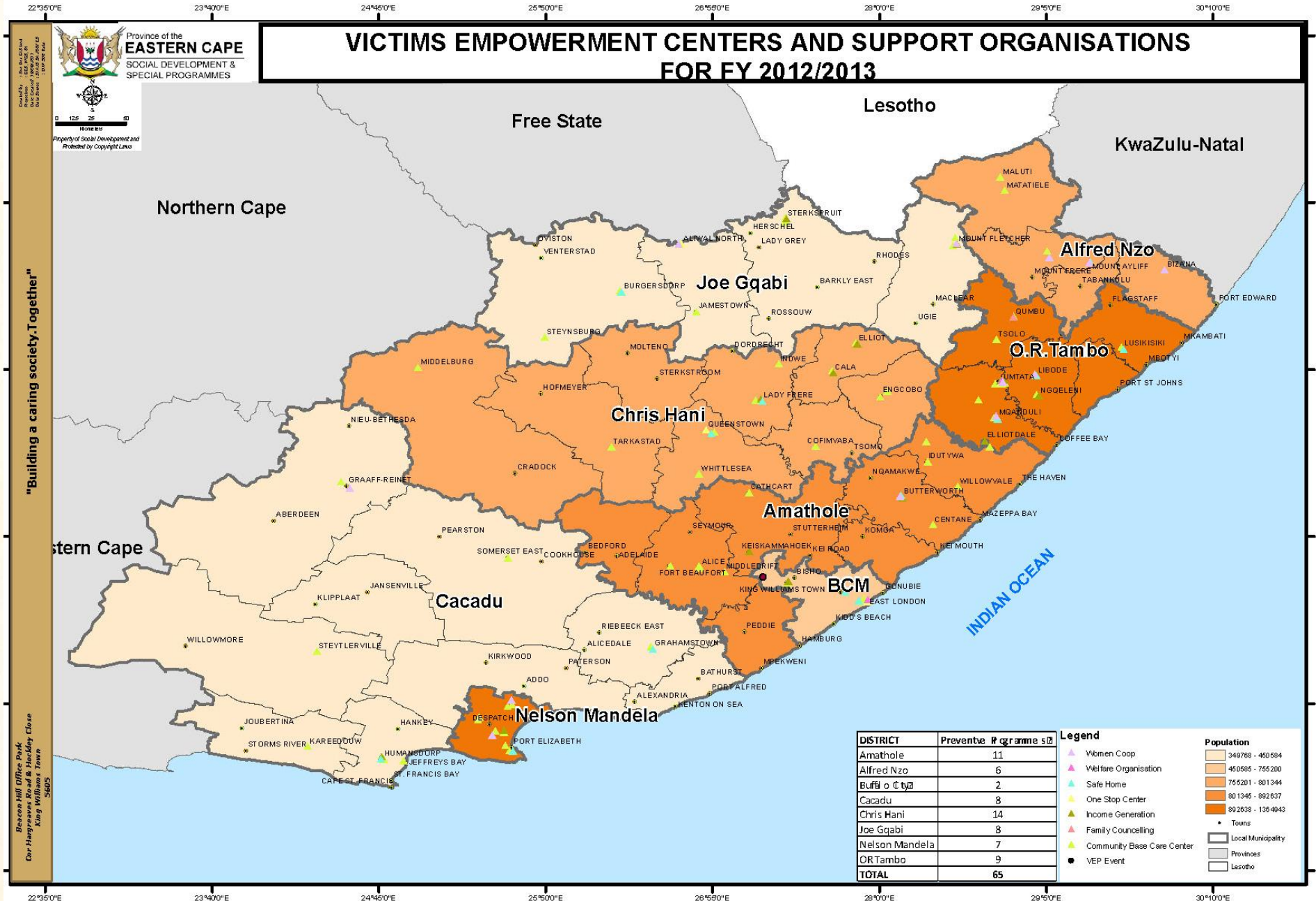
Sub Programme: 2.7 VICTIM EMPOWEREMENT PROGRAMME					
Performance Indicator	Actual Achievement 2011/2012	Planned Target 2012/2013	Actual Achievement 2012/2013	Deviation from planned target for 2012/2013	Comment on deviations
Number of victims of crime and violence in VEP service sites managed by Government.	381	225	994	769	More cases of crime and violence were reported due to intensified awareness campaigns and capacity building of Social Service Providers.
Number of victims of crime and violence in VEP service sites managed by NPOs.	293	285	384	99	More cases of crime and violence were reported due to intensified awareness campaigns and capacity building of Social Service Providers.
Number of reported victims of human trafficking placed in rehabilitation programmes.	New indicator	5	10	5	More cases of crime and violence were reported due to intensified awareness campaigns and capacity building of Social Service Providers.
Number of shelters (One Stop Centres) for victims of crime and violence run by government	4	5	5	0	-
Number of shelters (Safe Homes and One Stop Centre) for victims of crime and violence managed by NPOs.	13	12	15	3	The variance is as a result of additional centres being funded.
Number of government funded NPOs delivering services on Victim Empowerment	44	45	45	0	-
Number of government funded NGOs delivering services on Victim Empowerment	2	2	2	0	-

Strategy to overcome areas of underperformance

- Not applicable

Changes to planned targets

- There were no changes to the planned targets in the year under review.





Closure of 16 Days of Activism of No Violence against women and children in Tholeni Village, Butterworth

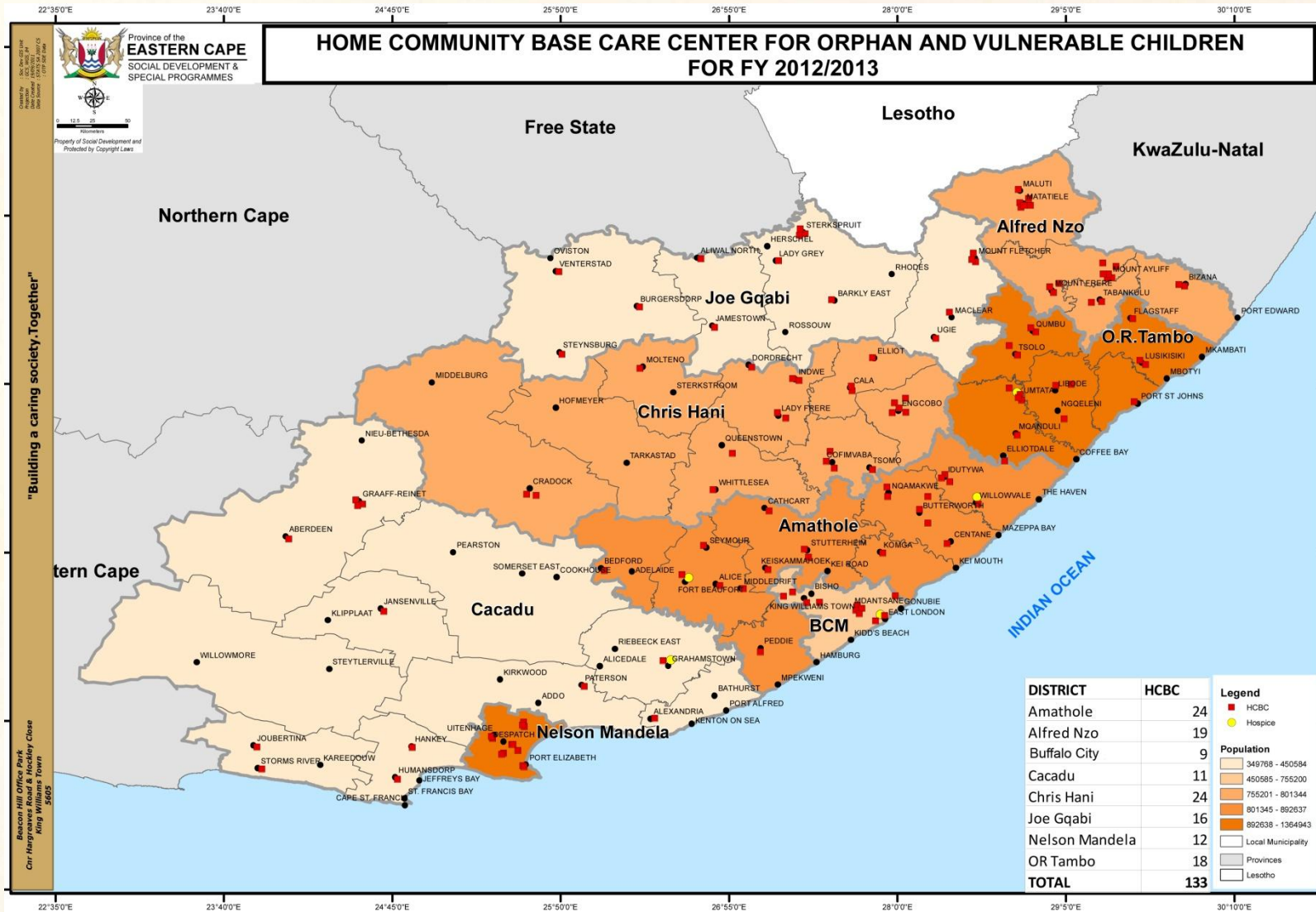
Sub Programme: 2.8 HIV AND AIDS					
Performance Indicator	Actual Achievement 2011/2012	Planned Target 2012/2013	Actual Achievement 2012/2013	Deviation from planned target for 2012/2013	Comment on deviations
Number of orphans and other children made vulnerable by HIV and AIDS receiving services	35275	35528	35796	268	The increase in the number of Orphans and other children made Vulnerable who received services was as a result of enhanced Stakeholder participation and vigorous awareness on services for OVC's through focus groups.
Number of funded NPOs delivering HIV and AIDS prevention programmes	129	134	77	57	Funds transferred to 107 projects for second tranche payments as commitments amounting to R25m for 2011/12 financial year hence the decrease in the number of funded NPOs.
Number of HCBC organizations providing care, support and prevention programmes to Orphans, CHH and families.	129	134	77	57	Funds transferred to 107 projects for second tranche payments as commitments amounting to R25m for 2011/12 financial year hence the decrease in the number of funded NPOs.
Number of jobs created in HCBC's through EPWP	3955	1625	2140	515	Increase was as a result of recruitment of caregivers in areas where caregivers have left for formal employment.
Number of districts implementing HCBC M&E system	3	7	7	0	-

Strategy to overcome areas of under performance

- Implementation of the Policy on Financial Awards

Changes to planned targets

- There were no changes to the planned targets in the year under review.





Masibambane HCBC in Elliotdale

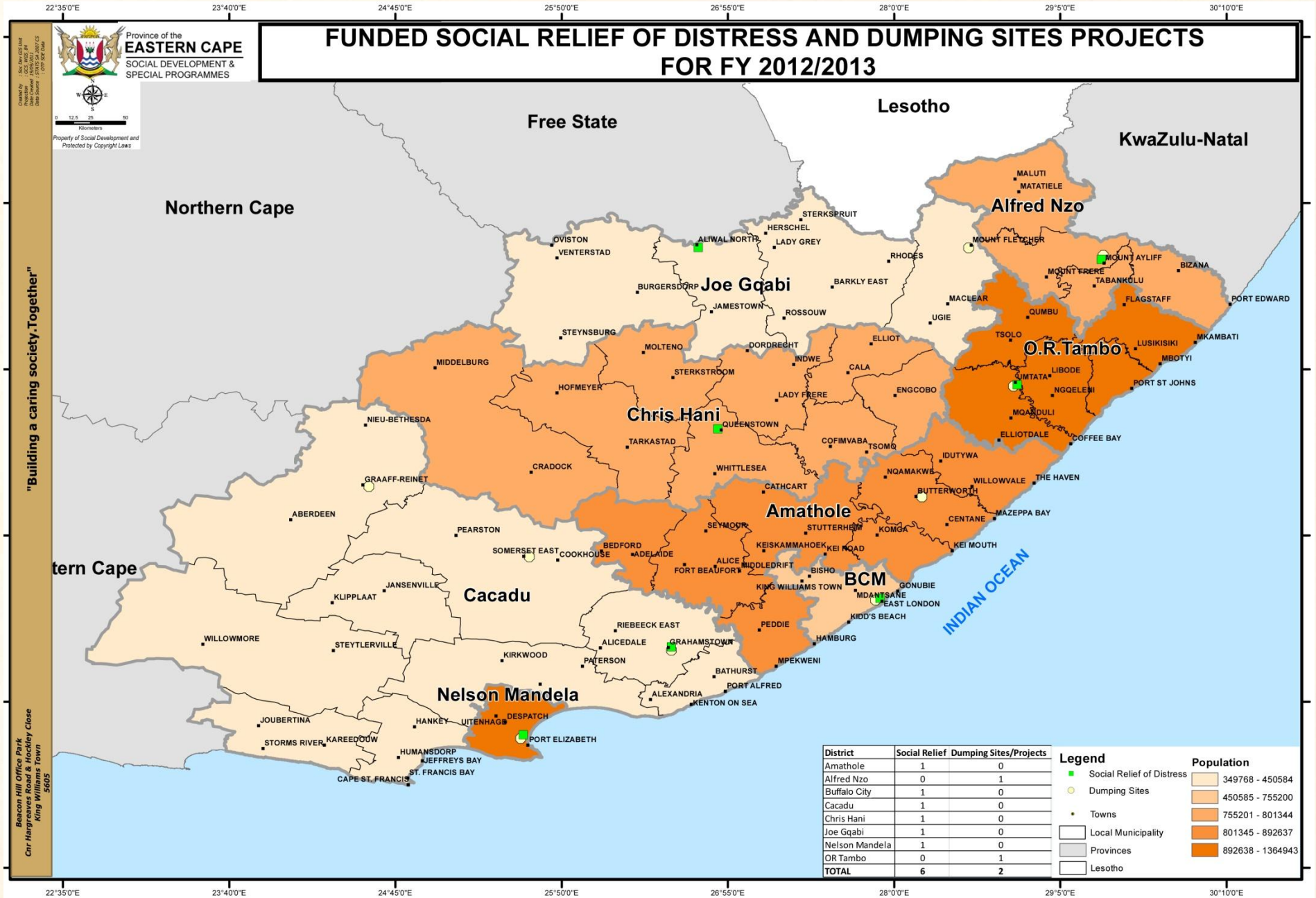
Sub Programme: 2.9 SOCIAL RELIEF					
Performance Indicator	Actual Achievement 2011/2012	Planned Target 2012/2013	Actual Achievement 2012/2013	Deviation from planned target for 2012/2013	Comment on deviations
Number of individuals who benefitted from social relief programs	7693	3942	12432	8490	The demand for services for the Back to School campaign increased
Number of dumping site projects that link families living off dumping sites to Community Based Developmental programmes strengthened.	8	8	8	0	-

Strategy to overcome areas of under performance

- Not applicable

Changes to planned targets

- There were no changes to the planned targets in the year under review.



Sub Programme: 2.10 CARE AND SUPPORT SERVICES TO FAMILIES					
Performance Indicator	Actual Achievement 2011/2012	Planned Target 2012/2013	Actual Achievement 2012/2013	Deviation from planned target for 2012/2013	Comment on deviations
Number of families participating in family preservation services provided by Government.	New indicator	150	637	487	The increase is due to effective preservation services (Marriage Preparation and Enrichment, Effective Integrated Parenting Programmes) and intensified awareness programmes rendered to the communities by trained Social Service Practitioners.
Number of family members participating in family preservation services provided by funded NPOs.	New indicator	1200	1251	51	The increase is due to effective preservation services (Marriage Preparation and Enrichment, Effective Integrated Parenting Programmes) and intensified awareness programmes rendered to the communities by trained Social Service Practitioners.
Number of family members reunited with their families through services provided by Government	New indicator	230	219	11	The decreased is as a result of family members who are not ready to be reunified with their families.
Number of family members re-united with their families through services provided by funded NPOs.	New indicator	70	90	20	The increase is due to effective preservation services (Marriage Preparation and Enrichment, Effective Integrated Parenting Programmes) and intensified awareness programmes rendered to the communities by trained Social Service Practitioners.
Number of Government funded NPOs providing care and support services to families (Family Resource Centres, Family Preservation Programmes and Single Parents Associations)	38	38	38	0	-
Number of Government funded NGOs providing care and support services to families managed by NGOs	4	4	4	0	-
Number of families receiving services through family resource programmes.	New indicator	30	256	226	The increase is due to effective preservation services (Marriage Preparation and Enrichment, Effective Integrated Parenting Programmes) and intensified awareness programmes rendered to the communities by trained Social Service Practitioners.
Number of families participating in family Enrichment Programmes	New indicator	50	127	77	The increase is due to effective preservation services (Family Reunification, Marriage Preparation and Enrichment, Effective Integrated Parenting Programmes) and intensified

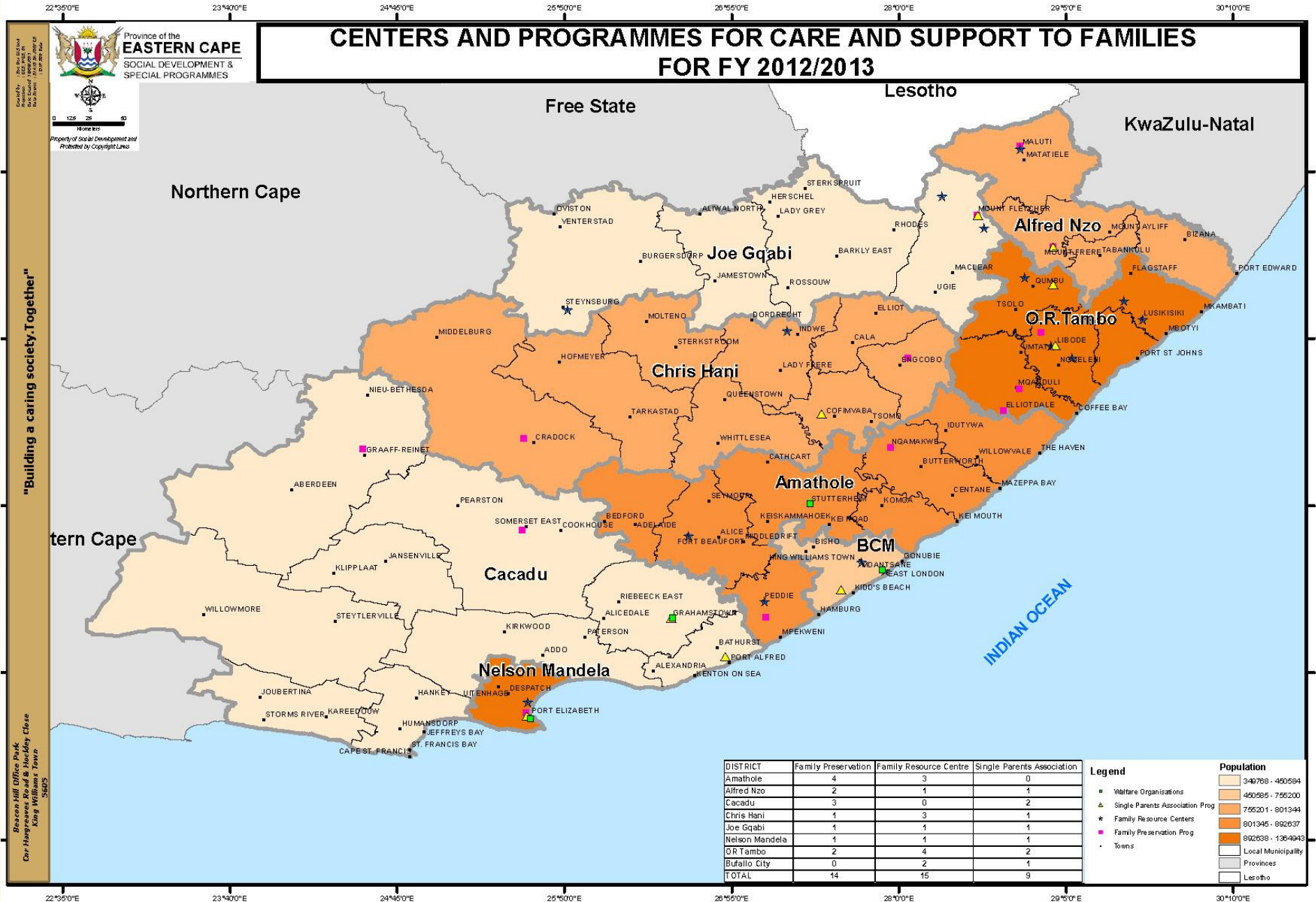
Sub Programme: 2.10 CARE AND SUPPORT SERVICES TO FAMILIES					
Performance Indicator	Actual Achievement 2011/2012	Planned Target 2012/2013	Actual Achievement 2012/2013	Deviation from planned target for 2012/2013	Comment on deviations
					awareness programmes rendered to the communities by trained Social Service Practitioners.

Strategy to overcome areas of under performance

- To facilitate training roll-out of Guidelines on Re-Unification Services in Districts
- To ensure effective implementation of Re-Unification Services in Districts

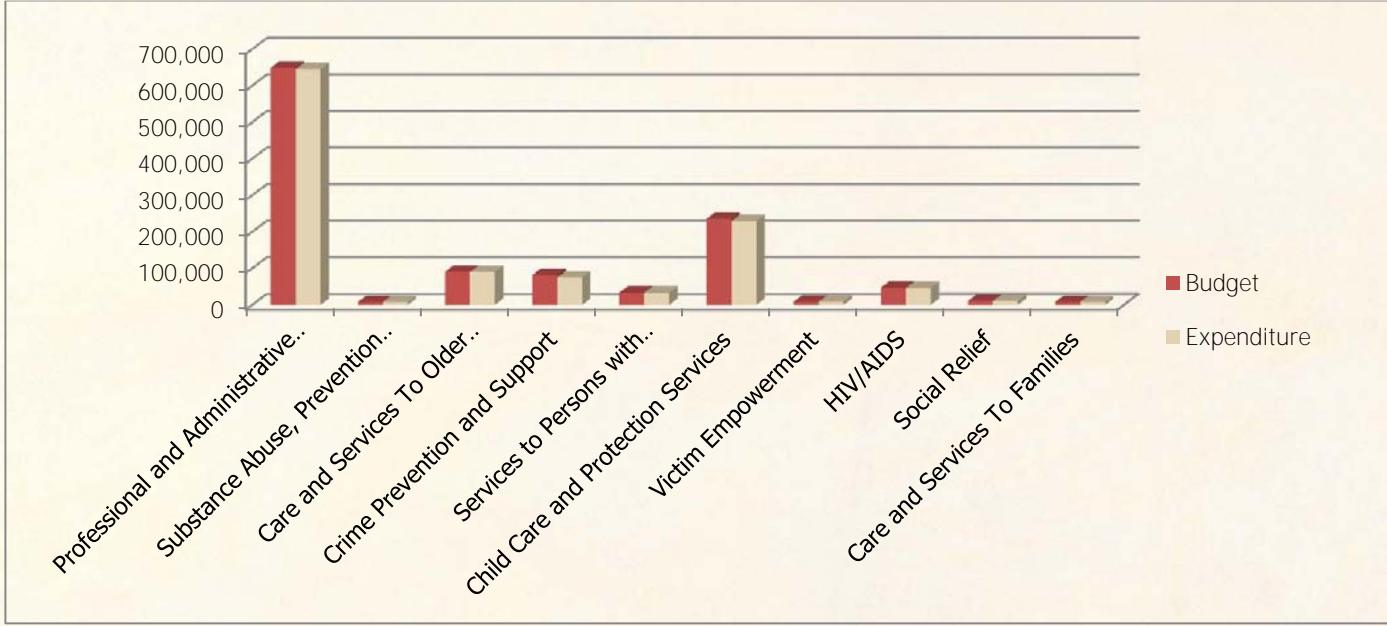
Changes to planned targets

- There were no changes to the planned targets in the year under review.



LINKING PERFORMANCE WITH BUDGETS

Sub- Programme Name	2012/2013			2011/2012		
	Final Appropriation R'000	Actual Expenditure R'000	(Over)/Under Expenditure R'000	Final Appropriation R'000	Actual Expenditure R'000	(Over)/Under Expenditure R'000
Professional and Administrative Support	649,441	645,372	4,069	587,841	583,093	4,748
Substance Abuse, Prevention and Rehabilitation	8,150	8,057	93	8,758	8,173	585
Care and Services To Older Persons	91,028	90,352	676	93,820	92,202	1,618
Crime Prevention and Support	82,174	75,151	7,023	69,939	69,364	575
Services to Persons with Disabilities	34,033	33,850	183	32,019	31,133	886
Child Care and Protection Services	235,636	229,449	6,187	239,947	240,729	(782)
Victim Empowerment	9,054	8,745	309	9,050	8,432	618
HIV/AIDS	47,314	46,407	907	47,526	46,277	1,249
Social Relief	11,092	10,552	540	13,092	11,199	1,893
Care and Services To Families	8,060	7,954	106	11,044	10,531	513
Total	1,175,982	1,155,889	20,093	1,113,036	1,101,133	11,903





Dalindyebo Maxegwana
Programme Manager
Community Development & Research

PROGRAMME 3 | DEVELOPMENT AND RESEARCH

2.5.3 PROGRAMME 3: DEVELOPMENT AND RESEARCH

Purpose

The purpose of the Programme is to provide sustainable development programmes which facilitate empowerment of communities, based on empirical research and demographic information.

Sub-Programmes
Professional and Administrative Support
Youth Development
Sustainable Livelihood
Institutional Capacity Building and Support
Research and Demography
Population Capacity Development and Advocacy

Strategic Objectives
To promote and facilitate Community Development services targeting poor communities especially youth and women towards sustainability and self-reliance
To establish and capacitate existing community based organisations towards improved organisational services
To facilitate and promote integration of evidence-based information in the programme and policy development processes

NARRATIVE ACHIEVEMENTS

3.1 PROFESSIONAL AND ADMINISTRATIVE SUPPORT

In line with Outcome (1) Quality Basic education, outcome (4) Decent employment through inclusive economic growth, Outcome (7) Vibrant equitable rural communities contributing towards food security for all, Outcome (9) Responsive, accountable, effective and efficient Local government Systems and Outcome (12) An efficient, effective and development oriented public service and empowered, fair and inclusive citizenship.

During the year under review the following strategies were implemented to enhance capacity of the programme for effective and efficient service delivery.

- Sustainable Livelihoods Approach
- National Youth Development Policy
- Systems and Operations Manual

3.2 YOUTH DEVELOPMENT

In line with Outcome (4) (Decent employment through inclusive economic growth) and Outcome 7 (Vibrant, equitable, sustainable rural communities contributing towards food security), in the year under review, 816 youth pioneers were recruited. The recruitment of these youth pioneers has enhanced household and community profiling in the communities although there is still a challenge in capturing the data to NISIS so that it can be useful for planning purposes. These young people have also assisted the funded projects with administration. The recruitment of these young people has also assisted communities to access services that they were unable to access prior this programme.

A Youth Development Centre has been funded at KwaCele Village in Flagstaff as per the request of that community in 2010. The Department facilitated community dialogues and awareness programmes in the community prior the funding of the youth centre. The youth centre is under construction and it will contribute positively in changing the lives of young people in the community.

One hundred and ninety eight (198) young people were also recruited to participate in the National Youth Service (NYS) Program.

3.3 (I) SUSTAINABLE LIVELIHOODS

In line with Outcome (7) Vibrant, equitable, sustainable rural communities contributing towards food security, two hundred and thirty seven (237) community development awareness programs were conducted in each Local Municipality to raise awareness on community development services.

Two hundred and ten (210) Community profiles in the form of Participatory Rural Appraisals(PRA) were also done so as to gain sufficient baseline information about community needs.

14 DSD funded projects were able to supply State institutions with fresh produce and other products due to more awareness made to these institution.

3.3 (II) WOMEN DEVELOPMENT

In line with outcome (1) Quality basic education and Outcome (7) Vibrant, equitable, sustainable rural communities contributing towards food security in the year under review:

Women from funded initiatives and CDP's were enrolled with UNISA through a partnership with TTO on household profiling

ABSA has provided additional funding for the Second phase of Orange Fleshed Sweet Potato training by ARC targeting Fifty five (55) beneficiaries. Sovuyiso Sewing Project from Nelson Mandela Metro has been contracted by DSD to provide departmental track suits.

Women Development initiatives from various districts were contracted to provide school uniforms for the Back to School Campaign of the department. This translates to improved income to the funded initiatives. VondelingOptel Craft from Cacadu has been linked to international Market.

Lucendo Bakery in Hofmeyer graduated to a fully- fledged business and was handed over to National Development Agency and other business partners for further support.

Alfred Nzo and Nelson Mandela Metro initiatives had the priviledge of being capacitated in related aspects by Nelson Mandela Metro University for advanced cleaning operations.

Women initiatives were invited to exhibit their products in various provincial and National events with the aim of exposing them to market. Through this exposure they were able to generate income.

3.4 INSTITUTIONAL CAPACITY BUILDING AND SUPPORT

In line with outcome (1) Quality basic education and Outcome (7) Vibrant, equitable, sustainable rural communities contributing towards food security, in the year under review Six hundred and three (603) Community Based Organizations were registered as Non-Profit Organizations instead of two hundred (200) due to introduction of the new on-line registration system. The Programme managed to establish community development forums in line with Community Development Forum Model.

During the year under review, three hundred and forty five (345) funded projects after receiving pre-implementation workshop were able to manage their daily activities in line with the Systems and Operations Manual. Three hundred and thirty seven (337) Community Organizations e benefited from legislative framework compliance workshops. Three hundred and seventeen (317) projects were capacitated on technical skills for improved production in partnership with Department of Rural Development and Agrarian Reform. Seventeen (17) Social partnerships were forged in an attempt to enhance capacity for funded initiatives.

3.5 RESEARCH AND DEMOGRAPHY

In line with Outcome (9) Responsive, accountable, effective and efficient government system and Outcome (12) An efficient, effective and development orientated public service and an empowered, fair inclusive citizenship. The sub-programme also responds to one of the pillars of the National Development Plan "Building a capable State".

The State of Population Report (2010) has identified migration as one of the major demographic variables that have an impact on the development of the Province. A research study was commissioned to gain further knowledge on the impact of migration and to generate policy recommendations on migration. The second phase of the research, which will focus on qualitative information, will be undertaken during the 2013/2014 financial year in collaboration with the United Nations Population Fund (UNFPA). The research will provide a framework on mainstreaming migration in development and planning at macro and micro level.

The Census 2011 results were released in October 2012 and the districts were provided basic population information to inform their plans for the new financial year. Three demographic profiles were developed for Buffalo City Metro, Amathole District and Nkonkobe Local Municipality to provide guidance on service delivery in those areas.

3.6 POPULATION CAPACITY DEVELOPMENT AND ADVOCACY

In line with Outcome (9) Responsive, accountable, effective and efficient government system and Outcome (12) An efficient, effective and development orientated public service and an empowered, fair inclusive citizenship The sub-programme also responds to one of the pillars of the National Development Plan "Building a capable State".

During the year under review, one hundred and twenty eight (128) officials and 45 municipalities were trained in utilizing population information during planning and implementation of programmes. The training offered was on:

Training Programme	Dates	Nr of officials trained	Trainer/Venue
Leadership in Environment and Development (LEAD)	6 Managers attended	17-25 April 2012	LEAD International
Research Training	8 Officials attended	6-7 June 2012	Human Sciences Research Council (HSRC)
Introductory Course on Population, Environment and Development (PED)	24 officials attended	26-27 June 2012	Nelson Mandela Metropolitan University (NMMU)
Conducting Advocacy on Entrepreneurship Skills	20 Officials attended	28 August 2012	In the Dot Training
Follow-up training on Monitoring and Evaluation	20 officials attended	4-5 September 2012	UNFPA
Gender Mainstreaming in Research	20 officials attended	11-12 October 2012	National/Provincial Population Units
Integration of Population Information into Integrated Development Plans	45 municipalities	8-12 October 2012	National/Provincial population Units, Dept of Local Government and Traditional Affairs
Integrated and Sustainable Development Programme: A Capacity Development Programme for Managers and Planners	20 officials	5-9 November 2012	Provincial population Unit/Walter Sisulu University

The programme commemorated World Population Day on 11 July 2012 in Cacadu District by hosting a seminar on "Factors Associated with Teenage Pregnancy in Eastern Cape" which was based on the research completed in March 2012. The Departments of Education, Health, National Population Unit and the United Nations Population Fund (UNFPA) collaborated in the seminar.

Population and Development information was widely disseminated in the districts through the conducting of 13 dissemination workshops/seminars and 10 information, education and communication (IEC) activities. The dissemination workshops targeted government officials, community members, NGO's and faith based organizations. The purpose of the workshops/seminars is to make available reliable and up to date information on population and development to inform policy making and programme design as mandated in the SA Population Policy.

The programme also implemented the close-out of the Third Country Programme with the UNFPA in preparation for the implementation of the Fourth Country programme which covers the period 2013 to 2017. The Department of Social Development and Special Programmes is coordinating the UNFPA Country Programme in the Provinces. The UNFPA is providing support in three districts in the Eastern Cape i.e. Amathole, OR Tambo and Alfred Nzo. The Departments of Health and Local Government and Traditional Affairs are partners in the UNFPA programme.

STRATEGIC OBJECTIVES

Development and Research					
Performance Indicator	Actual Achievement 2011/2012	Planned Target 2012/2013	Actual Achievement 2012/2013	Deviation from planned target for 2012/2013	Comment on deviations
To promote and facilitate Community Development services targeting poor communities especially youth and women towards sustainability and self-reliance	3	3	3	0	-
To establish and capacitate existing community based organisations towards improved organisational services	1	1	1	0	-
To facilitate and promote integration of evidence-based information in the programme and policy development processes	2	2	2	0	-

PERFORMANCE INDICATORS

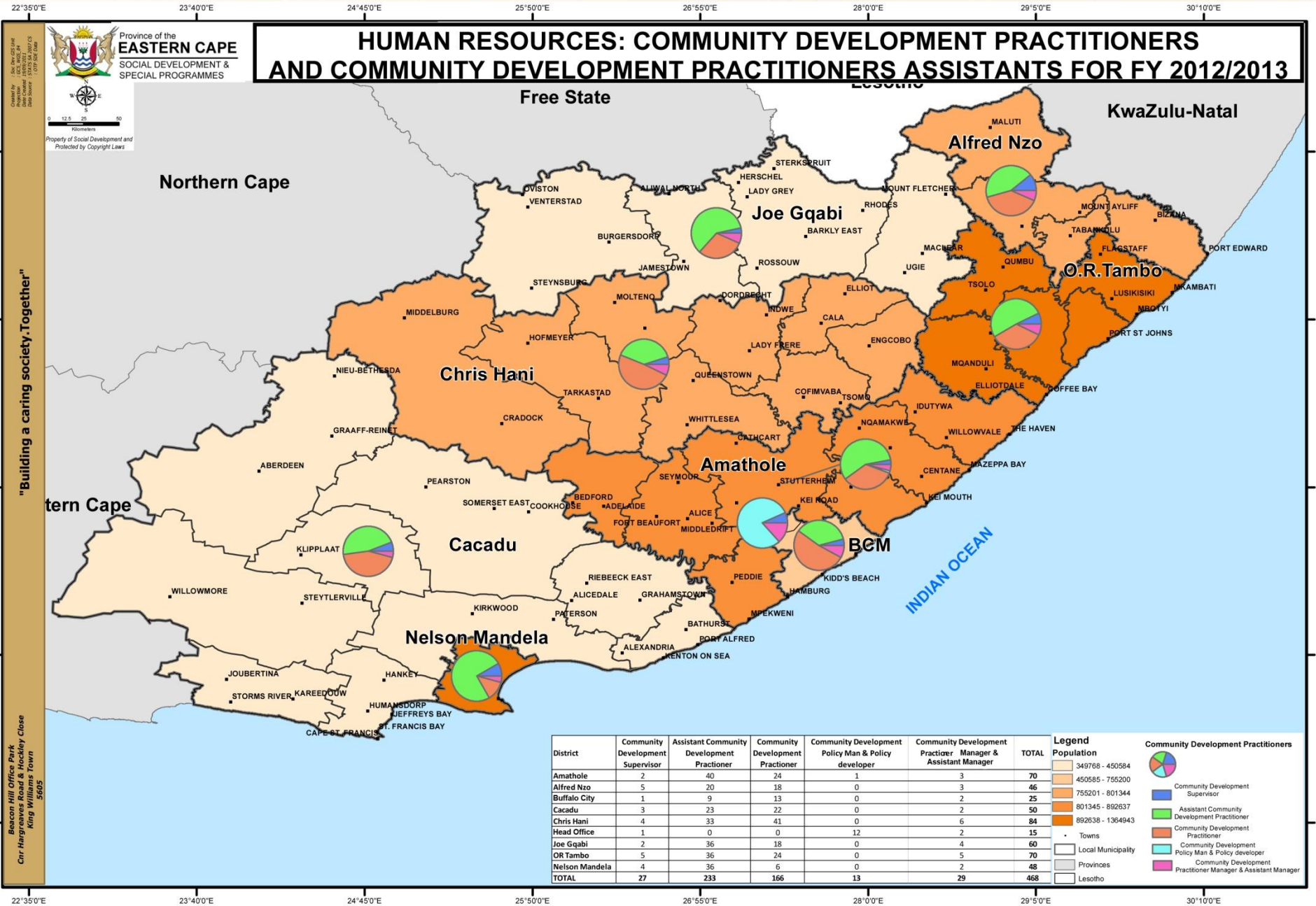
Sub Programme: 3.1 PROFESSIONAL AND ADMINISTRATIVE SUPPORT					
Performance Indicator	Actual Achievement 2011/2012	Planned Target 2012/2013	Actual Achievement 2012/2013	Deviation from planned target for 2012/2013	Comment on variances
Number of Developmental Youth, women and Sustainable Livelihood strategies Implemented	3	3	3	0	-
Number of community development practitioners	New indicator	168	168	0	-
Review community development strategy	New indicator	1	0	1	The strategy is being reviewed at National Level and we are participating as a province. That process has not been finalised.

Strategy to overcome areas of under performance

- The review of the Community Development Strategy will be finalised in 2013/14 financial year.

Changes to planned targets

- There were no changes to the planned targets in the year under review.



Sub Programme 3.2: YOUTH DEVELOPMENT					
Performance Indicator	Actual Achievement 2011/2012	Planned Target 2012/2013	Actual Achievement 2012/2013	Deviation from planned target for 2012/2013	Comment on variances
Number of youth participating in the Masupa -Tsela Youth Pioneer Programme (ACDP's)	952	1000	816	184	Young people got other opportunities in and outside the Department.
Number of youth skilled through the NYSP	New indicator	200	198	2	Young people got other opportunities in and outside the Department.
Number of youth development centres established for increased awareness	New indicator	1	1	-	-
Number of youth entrepreneurship development projects funded.	36	17	16	1	Not all recommended Business Plans were approved for funding due to the non-alignment of the After Care Development Funding Policy, the Service Level Agreement and Systems Description.
Number of out of school and unemployed youth participating in income generating projects.	555	119	177	56	Increased awareness resulted in more participation than anticipated
Number of unemployed and out of school Youth with improved income.	New indicator	70	70	-	-
Number of funded youth projects linked to commercial markets.	5	13	4	9	Projects are linked to the markets but only 4 have formal contracts. Contracts for other projects are underway.
Number of survivors of violence diverted to Youth Entrepreneurship Development Programmes for sustainable livelihoods.	New indicator	8	0	8	No disclosures were made by project members in this regard due to fear of stigma.
Number of funded youth initiatives supplying products to Subsidised Welfare Organisations(NGO's)	New indicator	5	1	4	Funded projects do supply commercial markets and NGO's with their products but there are no formal agreements to this regard
Number of funded youth initiatives supplying State owned Institutions with quality produce.	New indicator	8	1	7	Funded projects do supply state owned institutions but there are no formal agreements to this regard
Number of partnerships established for strengthening of operations	New indicator	5	26	21	More partners were willing to assist the funded initiatives
Number of funded initiatives benefiting from established partnerships for	New indicator	2	0	2	The targeted projects had operational challenges that delayed their beneficiation.

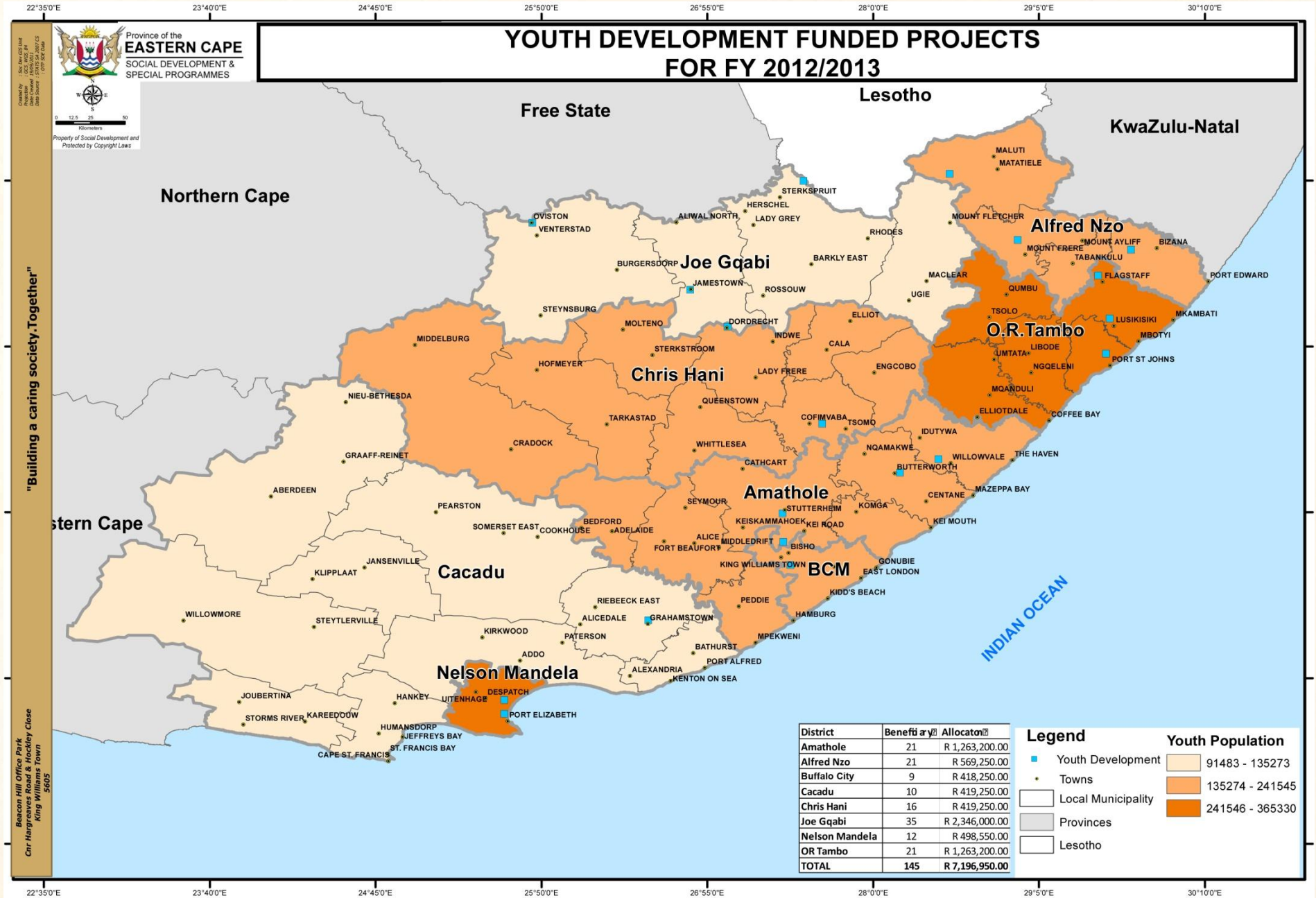
Sub Programme 3.2: YOUTH DEVELOPMENT					
Performance Indicator	Actual Achievement 2011/2012	Planned Target 2012/2013	Actual Achievement 2012/2013	Deviation from planned target for 2012/2013	Comment on variances
sustainable operations					
Number of youth participating in development initiatives profiled	New indicator	400	477	77	The increased awareness among the youth increased participation of young people in the development initiatives
Number of young Social Grant beneficiaries linked to sustainable livelihoods and economic development activities	New indicator	70	55	15	Participation in the Programme is voluntary and based on the individual interest.
Number of youth participating in safety and healthy lifestyle programs	New indicator	135	377	242	More young people were interested in participating in the safe and healthy lifestyles programs than anticipated

Strategy to overcome areas of under performance

- Contract for Masupa -Tselu Youth Pioneer Programme has expired and some were absorbed as Auxiliary Community Development Practitioners (ACDPs).
- National Youth Service (NYS) is continuing in 2013/14 financial year.
- Lobby support from the Social Cluster in order for the Departments to support projects by purchasing their products. This will assist in the sustainability of the funded projects.
- The Department plans to build more partnerships with external stakeholders in order to sustain production in the projects for their sustainability and enhanced impact.
- The Department will also facilitate that the projects sign contracts with markets such as private businesses, public institutions and NGOs for sustainability of the funded initiatives
- Information on the survivors of violence will be sourced so as to link them to sustainable livelihoods.
- Intensify awareness campaigns on linkage of Child Support Grant beneficiaries and building of interest amongst the beneficiaries.

Changes to planned targets

- There were no changes to the planned targets in the year under review.





Members of Khuphuka Bakery, a youth project funded by the Department in Stutterheim's Zeleni Location

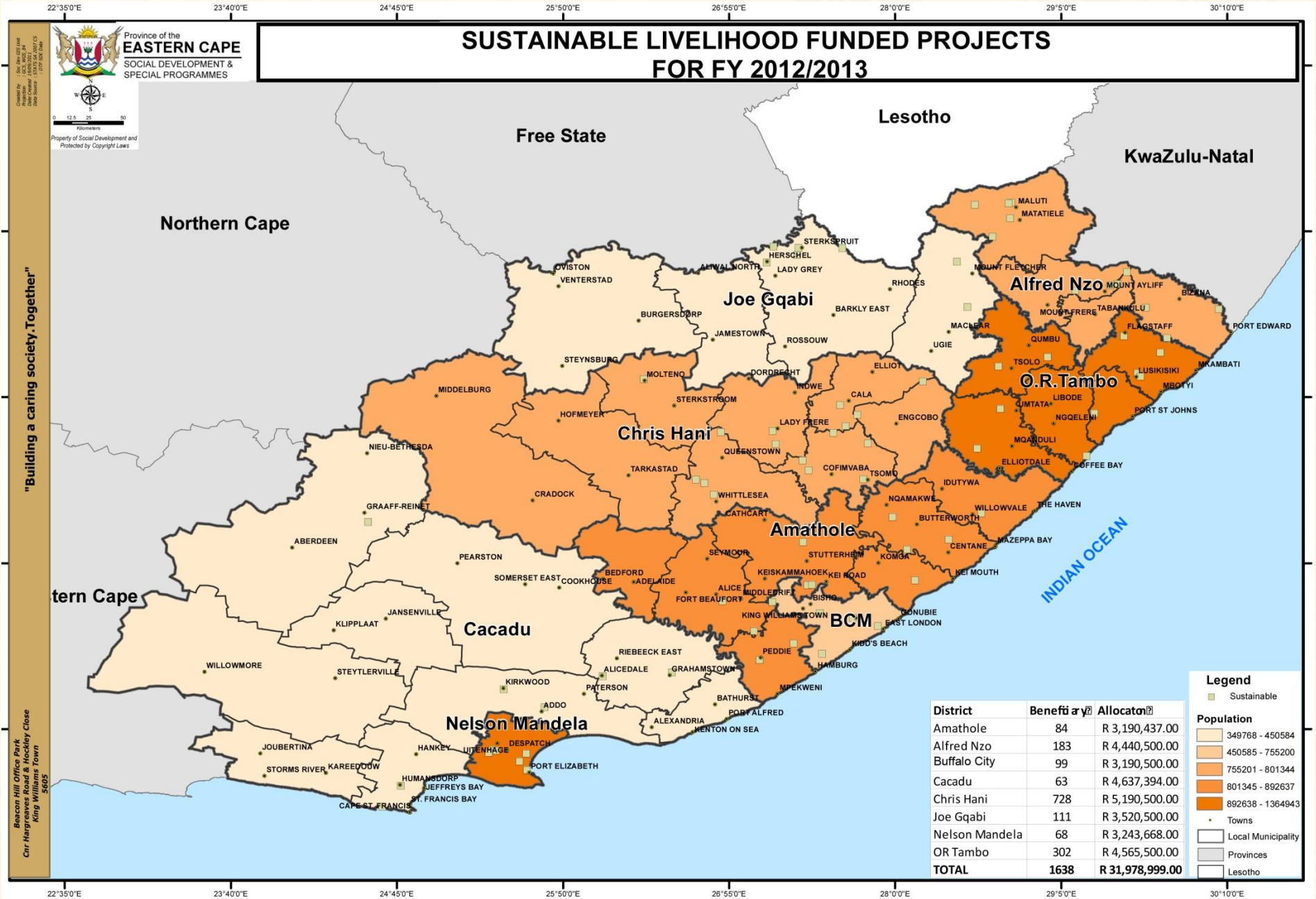
Sub Programme: 3.3 (I) SUSTAINABLE LIVELIHOODS					
Performance Indicator	Actual Achievement 2011/2012	Planned Target 2012/2013	Actual Achievement 2012/2013	Deviation from planned target for 2012/2013	Comment on variances
Number of communities participated and benefited from awareness and conscientization sessions for self-confidence and self-reliance	New indicator	110	237	127	This is due to increased support from Masupa -Tsela Youth Pioneers (MYPs)
Number of families/households engaged in community dialogues for increased awareness on development potential	New indicator	14000	12556	1444	This was due to poor attendance by households members who were targeted.
Number of families/households facilitated for empowerment towards sustainable livelihoods.	New indicator	14000	9766	4234	This was due to poor attendance by households members who were targeted.
Number of Communities profiled	69	121	210	89	This variance is due to the demand and increase in awareness campaigns.
Number of households profiled	9269	14000	13589	411	This is due to geographic setup and time taken to conduct profiling.
Number of families linked to self-employment opportunities	New indicator	80	735	655	Some communities are organized already with far exceeding number of participants than the stipulated.
Number of families participated in household food production.	New indicator	2750	1727	1023	This was due to poor attendance by households members who were targeted.
Number of households/families with access to food and fresh produce.	3112	2750	1552	1198	This was due to poor attendance by households members who were targeted.
Number of children benefited from ECDs operating food security gardens.	New indicator	8	4	4	Some of the ECDs had challenges of arable land to produce food.
Number of families benefited from HCBC operating square metre- vegetables gardens.	New indicator	8	3	5	Some of the HCBCs had challenges of arable land to produce food.
Number of DSD funded initiatives supplying state owned Institutions with fresh produce.	New indicator	45	53	8	More funded organizations became aware of the services rendered by DSD
Number of change agents empowered in each profiled household.	New indicator	14000	5662	8338	This is due to geographic setup and time taken to conduct profiling.

Strategy to overcome areas of under performance

- The After Care Development Funding Policy and Systems and Operations Manual were reviewed and are aligned to the Service Level Agreement and will be fully implemented.
- Integration with Programme 2 will improve implementation of the Indicators affecting both Programmes

Changes to planned targets

- There were no changes to the planned targets in the year under review.





Members of Ematolweni Agricultural Primary Cooperative from Ntabankulu, a food gardening project funded by the Department

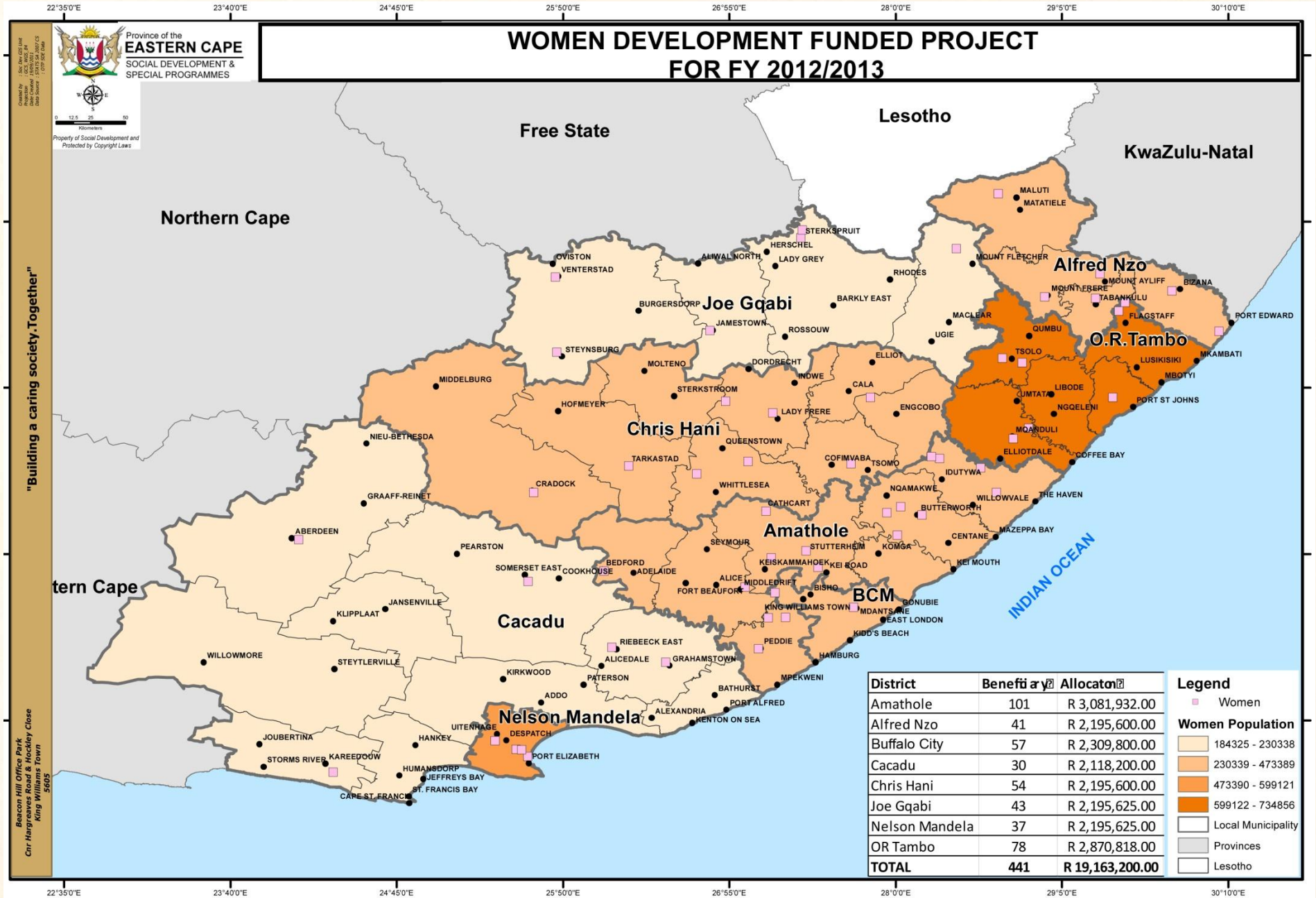
Sub Programme: 3.3 (II) WOMEN DEVELOPMENT					
Performance Indicator	Actual Achievement 2011/2012	Planned Target 2012/2013	Actual Achievement 2012/2013	Deviation from planned target for 2012/2013	Comment on variances
Number of Women Initiatives funded for sustainable livelihoods.	68	45	43	2	Some of the projects were not paid due to non-adherence with the 50% spending threshold on first tranches.
Number of Women headed households with access to food.	New indicator	45	83	38	There were additional projects that were able to produce food within the year under review.
Number of Women with improved income.	1265	450	461	11	Most projects that generated income were already operational at the time of funding as they were strengthened during this financial year.
Number of women linked to Technological & business skills through Public- Private Partnerships Programmes	New indicator	350	254	96	This is due to the delays (resignation of Project Manager) in logistical arrangements on the side of the partners.
Number of Community development awareness programs focusing on Gender issues conducted in each Local Municipality	24	27	44	17	More awareness campaigns were conducted as a result of the integration with other stakeholders.
Number of women reached through community development awareness & advocacy programmes	New indicator	4800	3403	1397	Fewer women were reached during the last quarter due to low attendance.
Number of DSD Women funded initiatives supplying products to Subsidised Welfare Organisations/ Institutions & Markets.	New indicator	10	59	49	This is attributed to the positive response from the State owned organizations and institutions that were approached to buy from women initiatives.
Number of women initiatives with established savings clubs.	New indicator	3	8	5	More projects showed interest towards the idea of Savings Clubs and they participated.
Number of funded initiatives monitored per quarter per District.	New indicator	45	61	16	Most projects that generated income were already operational at the time of funding as they were strengthened during this financial year.

Strategy to overcome areas of under performance

- The programme will strengthen monitoring of funded women initiatives.
- The Partners have already appointed Project Managers to improve the number of women who will be empowered with technological and business skills.
- Improved integration with other stake holders, will contribute to increased number of women reached through community development awareness and advocacy programmes

Changes to planned targets

- There were no changes to the planned targets in the year under review.





Members of Masiphakame Project, a women initiative in Cathcart

Sub Programme 3.4 INSTITUTIONAL CAPACITY DEVELOPMENT AND SUPPORT					
Performance Indicator	Actual Achievement 2011/2012	Planned Target 2012/2013	Actual Achievement 2012/2013	Deviation from planned target for 2012/2013	Comment on variances
Number of CBOs registered as NPOs	629	200	603	403	Introduction of a new NPO Online Registration system enhanced capturing of application forms, hence the high volume of registered NPOs.
Number of NPO's benefited from legislative framework compliance sessions.	New indicator	80	337	257	The establishment of help desks escalated the number of NPOs participating in compliance sessions
Number of funded initiatives (NPOs and Co-operatives) capacitated in line with Capacity Building Framework	317	208	136	72	Training was not conducted due to delays in securing FET colleges to capacitate funded community based initiatives.
Number of funded initiatives (NPOs and Co-operatives) mentored in line with Capacity Building Framework.	New indicator	208	52	156	Training was not conducted due to delays in securing FET colleges to capacitate funded community based initiatives.
Number of Community Development Fora/Structures supported in line with CDF model.	New indicator	8	8	0	-
Number of Social Service Practitioners capacitated in social and community development aspects.	596	520	312	208	Training was not conducted due to delays in securing FET colleges to capacitate funded community based initiatives.
Number of Social Partnerships established for the enhancement of communities	New indicator	5	17	11	More stakeholders participated.
Number of community mobilisation/ awareness sessions conducted.	New indicator	16	16	0	-

Strategy to overcome areas of under performance

- National Department of Social Development has signed an MOU with National Development Agency (NDA). NDA has been secured as a service provider that will roll out capacity building programme of funded community based organisations in the Eastern Cape. The CBOs that have not undergone training in 2011/2012 will receive training and mentoring through the National Development Agency which is a Departmental agency. This partnership will yield positive results as NDA is an agency that specialises in community development aspects. Capacity building of officials will be co-ordinated by HRD Directorate in collaboration with Institutional Capacity Building and Support Directorate.

Changes to planned targets

- There were no changes to the planned targets in the year under review.

Sub Programme: 3.5 RESEARCH AND DEMOGRAPHY					
Performance Indicator	Actual Achievement 2011/2012	Planned Target 2012/2013	Actual Achievement 2012/2013	Deviation from planned target for 2012/2013	Comment on variances
Number of population research projects in progress	1	1	1	0	-
Number of population research projects completed	1	1	1	0	-
Number of demographic profiles completed	2	3	3	0	-

Strategy to overcome areas of under performance

- Not applicable

Changes to planned targets

- There were no changes to the planned targets in the year under review.

Sub Programme 3.6 POPULATION CAPACITY DEVELOPMENT AND ADVOCACY					
Performance Indicator	Actual Achievement 2011/2012	Planned Target 2012/2013	Actual Achievement 2012/2013	Deviation from planned target for 2012/2013	Comment on variances
Number of information dissemination seminars conducted for population and development	7	12	13	1	The programme received support from National to undertake the additional seminar.
Number of stakeholders who participated in information dissemination seminars conducted for population and development	38	15	34	19	The dissemination seminars were well publicized which resulted in more than the planned stakeholders participating in the seminars.
Number of population advocacy, information education and communication activities implemented	5	8	10	2	Due to an increased awareness on population and development, the programme responded to more requests from stakeholders.
Number of population capacity development sessions conducted	12	5	9	4	The programme experienced an increased demand from stakeholders for population capacity development. The UNFPA also provided support in this regard.
Number of individuals participated in population capacity development sessions	265	100	163	63	More individuals participated in response to the marketing of the population and development capacity development courses.

Strategy to overcome areas of underperformance

- Not applicable

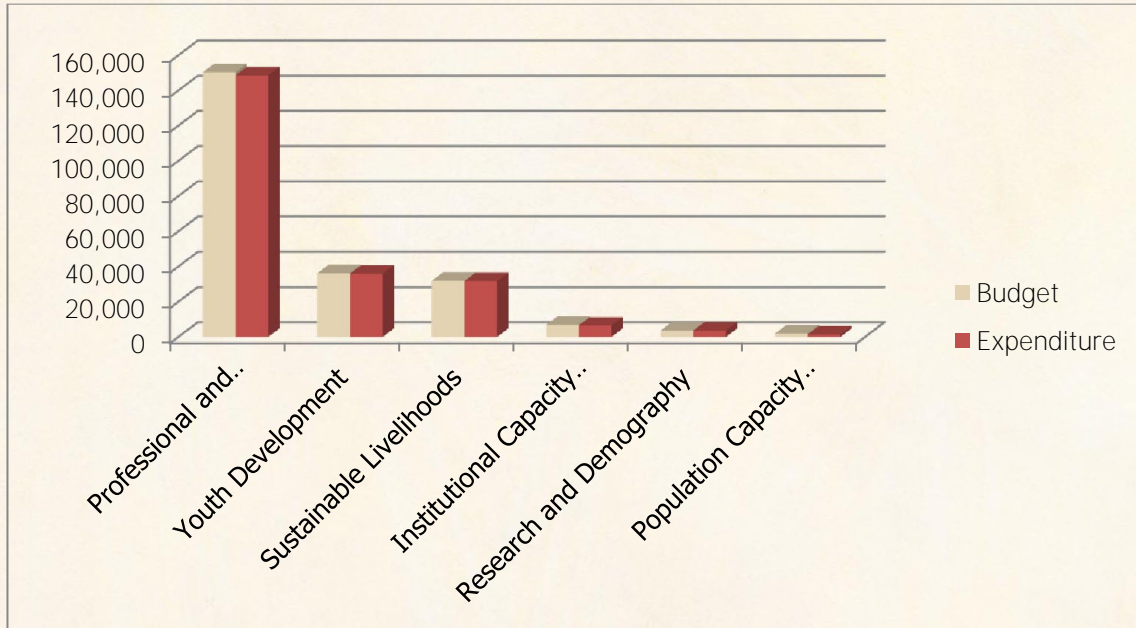
Changes to planned targets:

- There are no changes to the planned target

LINKING PERFORMANCE WITH BUDGETS

Sub- Programme Name	2012/2013			2011/2012		
	Final Appropriation R'000	Actual Expenditure R'000	(Over)/Under Expenditure R'000	Final Appropriation R'000	Actual Expenditure R'000	(Over)/Under Expenditure R'000
Professional and administrative Support	150,382	148,619	1,763	120,686	119,780	906
Youth Development	36,199	35,934	265	41,110	40,760	350
Sustainable Livelihoods	31,900	31,749	151	84,290	83,315	975
Institutional Capacity Building and Support	6,910	6,532	378	7,110	7,110	-
Research and Demography	3,630	3,630	-	2,622	2,622	-
Population Capacity Development and Advocacy	1,945	1,402	543	844	844	-
Total	230,966	227,866	3,100	256,662	254,431	2,231

Budget vs Expenditure 2012/2023- Development and Research



2.6 SUMMARY OF FINANCIAL INFORMATION

2.6.1 SUMMARY OF DEPARTMENTAL RECEIPTS

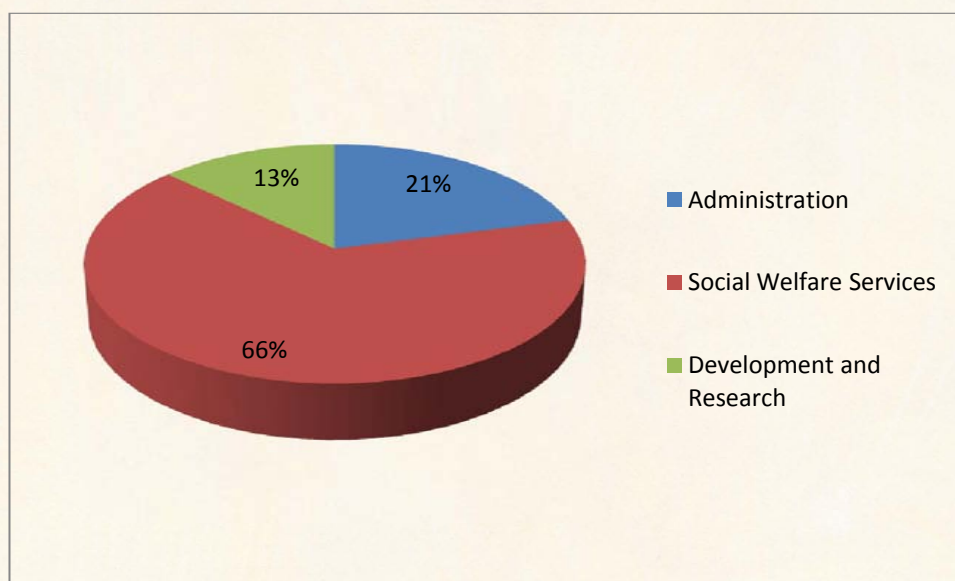
Departmental receipts	2012/2013			2011/2012		
	Estimate Amount R'000	Actual Amount Collected R'000	(Over)/ Under Collection R'000	Estimate Amount R'000	Actual Amount Collected R'000	(Over) / Under Collection R'000
Tax Receipts	-	-	-	-	-	-
Casino taxes	-	-	-	-	-	-
Horse racing taxes	-	-	-	-	-	-
Liquor licences	-	-	-	-	-	-
Motor vehicle licences	-	-	-	-	-	-
Sale of goods and services other than capital assets	1 421	1 875	454	1 609	1 641	32
Transfers received	-	-	-	-	-	-
Fines, penalties and forfeits	-	-	-	-	-	-
Interest, dividends and rent on land	-	55	55	-	37	37
Sale of capital assets	-	-	-	-	-	-
Transactions in financial assets and liabilities	-	6 338	6 338	-	4 568	4 568
Total	1 421	8 268	6 847	1 609	6 246	4 537

During the year under review the collection on commission on insurance, arrears in respect boarding and lodging contributed to the over-performance in revenue collection. Further, over collection was due to Transactions in financial assets and liabilities which were not projected for in terms of the Provincial Budget guidelines.

2.6.2 PROGRAMME EXPENDITURE

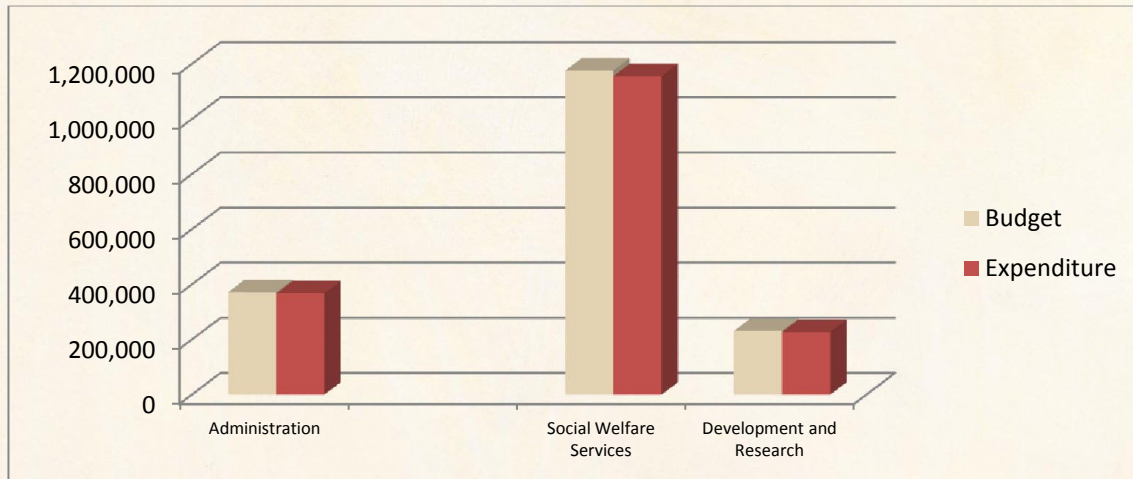
Programme Name R'000	2012/2013			2011/2012		
	Final Appropriation R'000	Actual Expenditure R'000	(Over)/Under Expenditure R'000	Final Appropriation R'000	Actual Expenditure R'000	(Over)/Under Expenditure R'000
Administration	371,360	367,457	3,903	341,508	336,286	5,222
Social Welfare Services	1,175,982	1,155,889	20,093	1,113,036	1,101,133	11,903
Development and Research	230,966	227,866	3,100	256,662	254,431	2,231
Total	1,778,308	1,751,212	27,096	1,711,206	1,691,850	19,356

Expenditure Per Programme in relation to the total expenditure for 2012/2013



Budget vs Expenditure per Programme 2012/2013

	Budget	Expenditure
Administration	371 360	367 457
Social Welfare Services	1 175 982	1 155 889
Development and Research	230 966	227 866
Total	1 778 308	1 751 212



COMPENSATION OF EMPLOYEES

The under spending is due to the delays in the filling of attrition posts, savings in the payment of performance bonuses to levels below 13, improvement in the conditions of services for the senior management as well as their performance bonuses was only paid in April 2013. Further there is also one (1) senior management services prioritised post.

GOODS AND SERVICES

The under spending on this item was mainly due to the late submission of invoices for contractual obligations e.g telephone, fleet services, SITA etc.

TRANSFERS

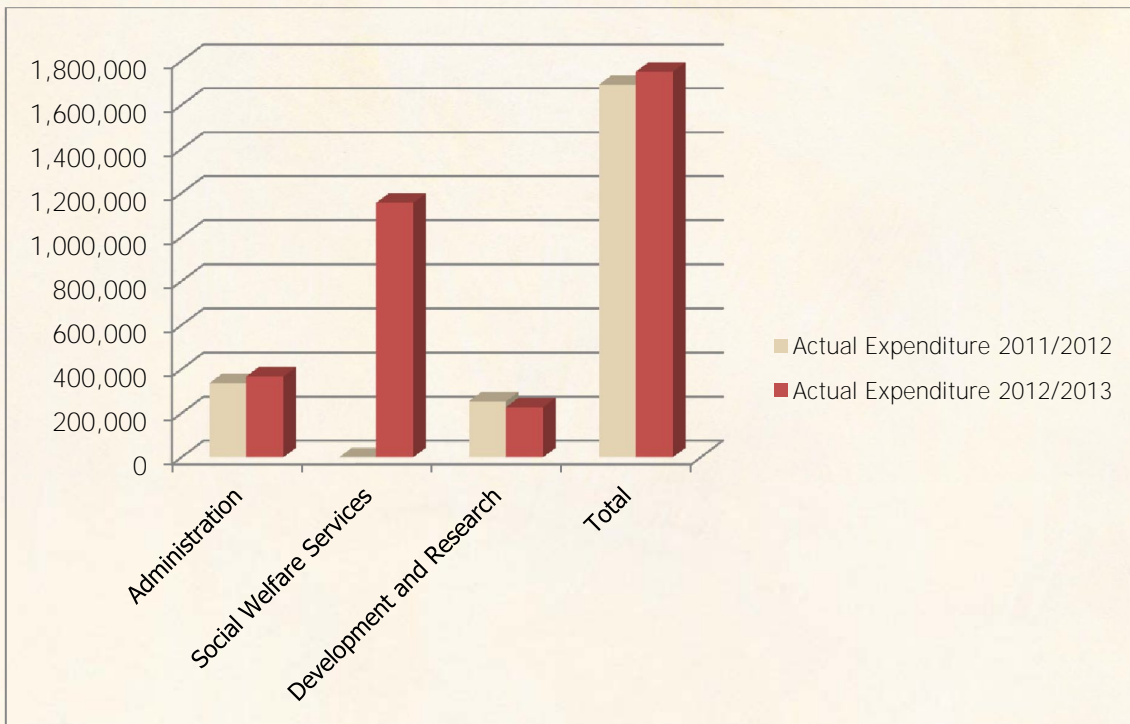
An under spending on this item is due to the delays in the submission of claims by NGO's and the readiness of the Qumbu Secure Care Centre as well as non-payment of second tranches. Secondly a further under spending was caused by the non-payment SOMA initiative's due to high court rulings.

PAYMENTS OF CAPITAL ASSETS

This is due to the delays in the submission of invoices for the following projects, Ngqamakwe, Dutywa, Coughlan service offices and Burgersdorp secure care centre. A further delay has been caused by the procurement that was previously undertaken by SITA and now is performed by the Department.

Expenditure 2011/2012 vs Expenditure 2012/2013 Per Programme

Programmes	Actual Expenditure 2011/2012	Actual Expenditure 2012/2013
Administration	336 287	367 457
Social Welfare Services	1 101 133	1 155 889
Development and Research	254 430	227 866
Total	1 691 850	1 751 212



2.6.3 TRANSFER PAYMENTS, EXCL. PUBLIC ENTITIES

Refer to Annexure 1 from page 237 to 351

2.6.4 PUBLIC ENTITIES

There are no Public Entities for the Department

2.6.5 CONDITIONAL GRANTS AND EARMARKED FUNDS PAID

Conditional Grant 1:

Department/ Municipality to whom the grant has been transferred	Department of Social Development and Special Programmes
Purpose of the grant	To incentivise Social Sector Departments identified in the EPWP log frame in order to increase job creation and to focus on strengthening and expansion of social service programmes that have employment potential.
Expected outputs of the grant	285 additional HCBC Caregivers employed receiving income through the EPWP. 17 100 additional Orphans and Vulnerable children benefited from HCBC. 17 Non-Governmental Organizations capacitated and supported 17 additional HCBC Non-Governmental Organizations supported financially and administratively.. 109 additional Caregivers for People with Disabilities Caregivers employed receiving income through the EPWP. 1 719 People with Disabilities accessing and receiving quality social services. 24 Non-Governmental Organizations for People with Disabilities capacitated and supported. 24 additional HCBC Non-Governmental Organizations for People with Disabilities supported financially and administratively.
Actual outputs achieved	All outputs were achieved. The NGO's for People with Disabilities were increased to 30 so as to accommodate other Districts.
Amount per amended DORA	R6 708
Amount transferred (R'000)	R6 708
Reasons if amount as per DORA not transferred	None
Amount spent by the department/ municipality (R'000)	R6 708
Reasons for the funds unspent by the entity	N/A
Monitoring mechanism by the transferring department	Submission of monthly IYM and Quarterly Reports to the Department of Public Works. Verification of Database and payment registers of beneficiaries. Reporting of work opportunities created on Integrated Reporting System

2.6.6 CONDITIONAL GRANTS AND EARMARKED FUNDS RECEIVED

Department who transferred the grant	Department of Social Development and Special Programmes
Purpose of the grant	To incentivise Social Sector Departments identified in the EPWP log frame in order to increase job creation and to focus on strengthening and expansion of social service programmes that have employment potential.
Expected outputs of the grant	285 additional HCBC Caregivers employed receiving income through the EPWP. 17 100 additional Orphans and Vulnerable children benefited from HCBC. 17 Non-Governmental Organizations capacitated and supported 17 additional HCBC Non-Governmental Organizations supported financially and administratively.. 109 additional Caregivers for People with Disabilities Caregivers employed receiving income through the EPWP. 1 719 People with Disabilities accessing and receiving quality social services. 24 Non-Governmental Organizations for People with Disabilities capacitated and supported. 24 additional HCBC Non-Governmental Organizations for People with Disabilities supported financially and administratively.
Actual outputs achieved	All outputs were achieved.
Amount per amended DORA	R6 708

Amount received (R'000)	R6 708
Reasons if amount as per DORA was not received	None
Amount spent by the department (R'000)	R6 708
Reasons for the funds unspent by the entity	N/A
Monitoring mechanism by the receiving department	Submission of monthly IYM and Quarterly Reports to the Department of Public Works Verification of Database and payment registers of beneficiaries. Reporting of work opportunities created on Integrated Reporting System.

2.6.7 DONOR FUNDS

The department did not receive any donor funds during the year under review.

2.6.8 CAPITAL INVESTMENT, MAINTENANCE AND ASSET MANAGEMENT PLAN

Infrastructure projects	2012/2013			2011/2012		
	Final Appropriation R'000	Actual Expenditure R'000	(Over)/ Under Expenditure R'000	Final Appropriation R'000	Actual Expenditure R'000	(Over)/ Under Expenditure R'000
New and replacement assets	41,215	38,925	2,290	28,142	21,392	6,750
Existing infrastructure assets	4,908	3,901	1,007	15,500	19,564	-4,064
Upgrades and additions	2,950	2,373	577	11,500	16,088	-4,588
Rehabilitation, renovations and refurbishments	-	-	-	2,379	1,986	393
Maintenance and repairs	1,958	1,528	430	1,621	1,490	131
Infrastructure transfer	46,123	42,826	3,297	43,642	40,956	2,745
Current	1,958	1,528	430	1,621	1,490	131
Capital	44,165	41,298	2,867	42,021	39,466	2,555
Total	44,165	41,298	2,867	42,021	39,466	2,555

Progress made on implementing the capital, investment and asset management plan.

The Government Immovable Asset Management Act (GIAMA) which was promulgated has been implemented by the Department and is reviewed annually with the support of Custodian (Provincial Department of Public Works and Roads). The User Asset Management Plans are assisting in the Department to manage and plan over the MTEF period.

Infrastructure projects which have been completed in the current year and the progress in comparison to what was planned at the beginning of the year. Provide reasons for material variances (2% variance).

Construction of Ngqamakhwe Service Office was completed in May 2012. Additional offices completed during the year: Ngcobo (Coghlan) Service Office (March 2013) and Idutywa Service Office (March 2013). Assessment for the following offices for upgrading completed during 2013/2014: Mdantsane Nu 1, Mdantsane Nu 11, Dutywa Area Office, Centane Service Office, Fort Beaufort Area Office, Stutterheim Service Office and Alfred Nzo District Office

Infrastructure projects that are currently in progress (list projects) and when are they expected to be completed.

Construction of Burgersdorp Secure Care Centre (completion date: 13 March 2014) and Libode Service Office (completion date 02 April 2016). Upgrading of Port Elizabeth Drug Treatment center will be completed on the 31 March 2016. Upgrading of existing offices: Stutterheim Service Office (SO), Centane SO, Mdantsane NU1 & NU11 SOs, Dutywa Area Office, Bedford Area Office, Alfred Nzo District Office will be completed on the 31st March 2014. The following projects were in the planning stage: Willowvale, Matatiele and Bedford Service offices

Plans to close down or down-grade any current facilities.

There are currently no plans to close down or down-grade

Progress made on the maintenance of infrastructure.

The department budgets on a yearly basis for current maintenance and has processes in place that deals with reactive maintenance.

Developments relating to the above that are expected to impact on the department's current expenditure.

Underspending in Burgersdorp Secure Care Center and Libode Service Office was due to Labour unrest and finalisation of land acquisition respectively.

Details as to how asset holdings have changed over the period under review, including information on disposals, scrapping and loss due to theft.

Disposal of Information Technology (IT) equipment and office furniture have been completed this financial year. Through disposal of assets donations were done to NGO's.

Measures taken to ensure that the department's asset register remained up-to-date during the period under review.

The audited consolidated asset register as at 1 April 2012 is available and additions have been reconciled as at 31 March 2013. The department is in compliance with the minimum requirements of asset management and an asset register is maintained. This entails physical asset verification, asset inventory list, barcoding, recording/ alignment of ICT equipment, office furniture and identification of redundant / obsolete items including broken or damaged items for disposal, reconciliation of BAS to additions of assets and reconciliation of the asset register from the asset inventory lists.

The greatest challenge has been maintaining both registers using a spread sheet. To improve this situation, the department has embarked on developing an electronic system to manage both assets and inventories.

The current state of the department's capital assets, for example what percentage is in good, fair or bad condition.

Approximately 75 % of Department's capital stock is in a fair condition. There are major maintenance projects that have been undertaken during the period under review.

Progress made in addressing the maintenance backlog during the period under review, for example, has the backlog grown or become smaller? Is the rate of progress according to plan? If not why not, and what measures were taken to keep on track.

For the period under review, only emergency office maintenance for minor repairs were carried out. The inhibiting factor is allocation of resources to perform maintenance of offices and departmental institutions.



PART C | GOVERNANCE



3. GOVERNANCE

3.1 INTRODUCTION

The department has intensified the role of the Internal Audit in order to address issues that weakens organizational controls and affect organizational performance adversely, as well as respond to other matters raised by the Auditor General South Africa during the year 2011/2. The Audit Committee performed their oversight role diligently and efficiently, keeping the department on its toes and ensuring that promotion of good governance and minimizing inherent risks within the department are dealt with. As a result our department was one of the two departments that were invited to present bet practice in dealing risk management during the Provincial international anti-corruption day.

3.2 RISK MANAGEMENT

Nature of risk management

The Department adopted an enterprise-wide (ERM) approach to the embedding of risk management into its departmental governance regime where there is strategic and operational approach to the management and mitigation of risks relating to business operations.

Risk management strategies to identify risks and manage the risks

The Department has the following structures, systems and processes to ensure implementation of management strategies to identify and manage the risks:-

- Institutional Arrangements – relating to strategic oversight role exercised by a fully functional Risk Management Committee which convenes four times in a year in accordance with the provisions of Treasury Regulation 3.2.1. The Committee has successfully managed to play its role and provided the essential guidance to the Accounting Officer on matters pertinent to risk identification and management.
- The Committee is a structure comprising all General Managers who are Branch Heads and constitute the core of the Top Management of the Department.
- A Risk Management Policy constitutes the cornerstone of strategic downloading of the elements of the Public Sector Risk Management Framework to ensure that the department has a tailored policy intervention and guideline for strategic and operational implementation of risk management procedures.

Progress made in addressing risks identified

The Departmental Risk Management & Anti-Corruption Unit performed the necessary risk and fraud prevention procedures in accordance with applicable legislative requirements and policy imperatives in line with norms and standards set out in the Public Sector Risk Management Framework issued by the National Treasury.

The following high impact outcomes can be outlined:-

- Strategic and Operational Risk Assessment together with continuous monitoring allowed adequate Risk Prioritization which offered management an opportunity for continuous improvement in ensuring effective risk mitigation of identified risks
- Top Ten Risks were isolated for targeted prioritization and the department managed to shift from an average risk exposure of 16/25 to 12/25 at the end of the financial year.
- Risk Prioritization has been expanded going forward to 2013/14 as a strategic approach to consolidate risk management interventions to include Top 20 Risks in a separate Risk Profile.
- Fraud has been lifted from the Top Ten Risks and assessed to expose up to 17 sub-risk categories which have been structured into a Fraud Risk Profile with Fraud Risk Response Actions to ensure readiness for 2013/14

It can be opinionated therefore that the Department is in all material respects presents a reasonably fair risk management approach which is able to allow it to achieve its strategic objectives.

3.3 FRAUD AND CORRUPTION

The Department has formalized Fraud Prevention Plan which is updated and reviewed every year implemented through the following levels:-

- Strategic Level – fraud risk assessment to measure the fraud risk vulnerability of the department and its exposure to business risks which may affect its objectives.
- Operational Level – comprising a Fraud Risk Profile which is a formal document designed to capture all fraud related risks identified from the above exercise to ensure a formal approach to risk response and control plans. According to this exercise, fraud has been unpacked into 15 categorical risks described to allow effective control design for efficient mitigation.
- Forensic Investigations – is the field work arm of the Fraud Prevention Plan which allows the formal response and **implementation of the Department's Fraud and Anti-Corruption Programme.**

Mechanisms in place to report fraud and corruption and how these operate.eg: Whistle blowing - The need for officials to make confidential disclosure about suspect fraud and corruption

- National Anti-Corruption Hotline telephone number (0800 701 701) allows stakeholders and staff in general to make confidential disclosures of any suspected acts of fraud and corruption and such are then brought to the attention of the department.
- Departmental Internal Fraud Electronic Mailbox – tip-offs@socdev.ecprov.gov.za is also another mechanism to encourage confidential disclosure and whistleblowing of matters relating to fraud and corruption.
- Direct reporting to the Honourable MEC and Accounting Officer as well as the Chief Risk Officer is also encouraged.

How these cases are reported and what action is taken

- Cases are reported directly to the Office of the Honourable MEC and Office of the Head of Department as well as indirectly through the Anti-Corruption Hotline held by the Department of Public Service and Administration. The Department also has its own direct line and a Fraud Mailbox (tip-offs@socdev.ecprov.gov.za)
- Once cases are reported they are captured onto the Case Investigation Register and allocated a formal Case Reference Number (eg EC-DSD 13/05/2013) to ensure adequate, reliable and complete records and referencing system.
- Investigations are conducted to ensure adequate, transparent, effective and efficient direction of internal and external processes by means of Labour Relations Procedures and Criminal Justice Processes from start to completion including Loss and Recovery Procedures where assets are involved.

3.4 MINIMISING CONFLICT OF INTEREST

Declaration of interest within the department has been managed through the office of the HOD where officials of the Department would submit their declaration of interest for approval of the Executive Authority. To date Executing Authority has not approved any application for officials to either perform remunerative duties outside of work or conduct business with government.

3.5 CODE OF CONDUCT

The Code Conduct is in a form of a booklet which is distributed to all newly appointed employees during the induction process. The Department has conducted awareness workshops on the Code of Conduct and Disciplinary procedures, hence all employees within the Department are conversant with the Code of Conduct, additional to this a Disciplinary Code of Conduct is utilised as a corrective measure to employees that transgresses the Code of Conduct.

The Code of Conduct in particular the Disciplinary Code which is within the Employee Relations Policy of the Department is utilised and it improves the behaviour of employees to the required standard of the broader Public Service.

Processes followed on breach the Code of Conduct

- Informal Disciplinary process is conducted for less serious cases of Misconduct as a corrective measure which may lead to counselling, written warning and final written warning.
- A formal disciplinary process, which includes pre cautionary suspension with full pay followed by investigation which leads to Disciplinary hearing, of which an outcome maybe a dismissal.

Appeal process

When an employee felt prejudiced in terms of the above processes may lodge an appeal with the Executive Authority to seek relief within a period of 30days.

3.6 HEALTH SAFETY AND ENVIRONMENTAL ISSUES

The Department is committed to comply with the provisions of Occupational Health and Safety Act (Act No 85 of 1993 as amended in 2007)

In compliance with the provisions of the Act the Health and Safety Environment representatives were also appointed and trained have been appointed in all Districts and at Provincial Office and the Fire Marshalls appointed and trained. Continuous risk assessment is conducted in terms of the standards as contemplated in the above mentioned Act.

NOSA has conducted risk Health and Safety issues of Buildings in the Department. The Department has in most cases implemented the recommendations of NOSA to improve Health & Safety of Employees.

3.7 INTERNAL CONTROL UNIT

The Department has got a Pre-Audit Unit that performs all internal Control functions of the Department .The unit directly reports to the Chief Director: Financial Management.

They pay particular focus on compliance, completeness and accuracy of all transactions as well as ensuring alignment of transactions with delegations. The unit looks at two aspects namely: procurement (before issuing of the Order) and before final payment is made. It also ensures documents are filled both electronically and manually. It also serves as check point to detect irregular transactions and report them to the Chief Financial Officer and Head of Department respectively.

3.8 AUDIT COMMITTEE REPORT

REPORT OF THE AUDIT COMMITTEE FOR THE YEAR ENDED 31 MARCH 2013

We are pleased to present our report for the financial year ended 31 March 2013

The Audit Committee consists of the external members listed hereunder and is required to meet a minimum of two times per annum as per the provisions of the Public Finance Management Act, No.1 of 1999 (as amended) (PFMA). In terms of the approved Terms of Reference, five meetings were held during the current year, i.e. four meetings for Quarterly Performance Reporting (financial and non-financial) and one meeting to review and discuss the Annual Financial Statements and the Auditor General Report.

Name of Member	Number of Meetings Attended
Vishnu Naicker (Chairperson)	5
Advocate Andy Mothibi (Member)	5
Linky Fosu (Member)	5

AUDIT COMMITTEE RESPONSIBILITY

The Audit Committee reports that it has complied with its responsibilities arising from section 38(1)(a) of the PFMA and Treasury Regulation 3.1.13. The Audit Committee also reports that it has adopted appropriate formal terms of reference as its Audit Committee Charter, has regulated its affairs in compliance with this Charter and has discharged all its responsibilities as contained therein.

THE EFFECTIVENESS OF INTERNAL CONTROL

The Committee directs monitors and evaluates the activities of the Internal Audit Function. The Internal Audit Function is outsourced to a consortium comprising PwC and SizweNtsalubaGobodo. Through this engagement, the Committee is able to report on the effectiveness of the internal control systems and to assess whether the Internal Audit Function is fulfilling its roles effectively and efficiently.

In the conduct of its duties, the Committee has, inter alia, reviewed the following:

- i. The effectiveness of the internal control systems;
- ii. The operational risk areas covered in the scope of internal and external audits;
- iii. The adequacy, reliability and accuracy of financial information provided to management and other users of such information;
- iv. Any accounting and auditing concerns identified as a result of internal and external audits;
- v. Compliance with legal, accounting and regulatory frameworks;
- vi. The activities of the Internal Audit Function, including its annual work program, co-ordination with external auditors, the reports of significant investigations and the response of management to specific recommendations;
- vii. Where relevant, the independence and objectivity of external auditors.

The Audit Committee has observed that the overall control environment has continued to improve during the year under review. However, the Committee has identified, post internal audit reviews, the following areas that require consistent and vigilant monitoring on a quarterly basis: -

- a) Procurement and Contract Management;
- b) Transfer Payments;
- c) Human Resources; and
- d) Performance Information (control environment to measure and report upon)

THE QUALITY OF IN YEAR MANAGEMENT AND MONTHLY / QUARTERLY REPORTS SUBMITTED IN TERMS OF THE PFMA AND THE DIVISION OF REVENUE ACT

The Audit Committee is satisfied with the content and quality of monthly and quarterly reports prepared and issued by the Accounting Officer of the Department during the year under review, in compliance with the statutory reporting framework.

EVALUATION OF THE ANNUAL REPORT

The Committee has: -

- reviewed and discussed the audited Annual Financial Statements to be included in the Annual Report, with the Auditor-General and the Accounting Officer;
- reviewed the Auditor-General's management report and Management's response thereto;
- reviewed the Department's compliance with legal and regulatory provisions;
- reviewed significant adjustments resulting from the audit;
- reviewed the accounting policies and practices; and
- reviewed the Department's report on performance information.

The Audit Committee has once again noted the constraints to achieve certain targets as identified by management and reported in the Auditor General's audit opinion.

IN CONCLUSION

The Committee concurs in general with the conclusions of the Auditor-General on the Annual Financial Report of the Department for the year ended 31st March 2013.

The Committee has taken note of the concerns of the Auditor General and accepts that there is further room for improvement in the areas of procurement and contract management, human resources and the management of transfer payments to non-governmental organisations. The Audit Committee will ensure that the internal audit plan addresses these issues in the forthcoming financial year and will monitor the implementation of the recommendations contained in the Auditor General's Report.

I would like to thank all members of the Committee for their contribution and the professional way in which meetings were conducted. To the MEC, HOD and the staff of the Department, our sincere appreciation for the diligent manner in which you attended and provided feedback to the Audit Committee and the progress that was made this year in improving the control environment within the Department.



Vishnu Naicker
Chairperson of the Audit Committee
14th July 2013
HUMAN RESOURCE MANAGEMENT



**PART D | HUMAN
RESOURCE MANAGEMENT**



4.1 LEGISLATURE THAT GOVERN HR MANAGEMENT

The information provided in this part is prescribed by the Public Service Regulations (Chapter 1, Part III J.3 and J.4).

4.2 INTRODUCTION

The value of human capital in the Department

This programme aims to develop integrated human resource strategy to monitor employment practises, conduct human resource planning and diversity management and improve the health and wellbeing of Departmental employees.

Overview of HR matters at the Department

Human Capital is the Public Service's most valuable asset. Managing HR effectively and strategically must be the cornerstone of the wider Public Service. HRM & D must play a pivotal role in the department which includes the following: Strategic Partner, Change Agent, Champion and Administrative expert.

Set HR priorities for the year under review and the impact of these priorities

HRM&D set the following priorities: Review of HR Plan, HR Delegations as per OTP Framework, Monitor the implementation of EE Plan, promote sound employer / employee relations, strengthening wellness programs, ensure compliance with PMDS policy and Administer Conditions of Employees effectively and efficiently.

Workforce planning framework and key strategies to attract and recruit a skilled and capable workforce.

The application of the recruitment and attraction policy to ensure the appointment of the right person at the right time for the right job has been applied. Further, the implementation of Occupational Specific Dispensation (OSD) for Social Work Services and Professions and awarding of Scholarship to Social Work students has assisted with the correct remuneration framework as well as alleviating the shortage and placement of social workers.

Employee performance management framework

There was a significant improvement in the level of compliance with regards to PMDS framework including payments that were made within the PMDS 1.5 per cent threshold as per budgetary regulatory framework. Compliance is ensured with regard to contracting and reviews at the stipulated times.

Employee wellness programmes

IEWP interventions were strengthened with a high level of employee participation. Strong relations were established with various private sector organisations in support by conducting workshops and awareness campaigns of the Employee Wellness Programs i.e. GEMS, Capitec, Nedbank and Old Mutual

POLICY DEVELOPMENT

Highlights and Achievements

The following policies were developed and approved:

- I. Vicarious Trauma Policy
- II. HIV /AIDS and Management policy
- III. Substance Abuse Policy
- IV. Integrated Employee Wellness Policy
- V. Recruitment and Selection Policy
- VI. Attraction and Retention Policy
- VII. Secondment Policy
- VIII. Acting Policy
- IX. Resettlement Policy
- X. Overtime Policy
- XI. Employment Equity and Affirmation Action policy
- XII. Sexual Harassment Policy.
- XIII. Employee Relations Policy.

Challenges faced by the department

There are no challenges experienced by the Department with regards to HR Policy development

Future HR plans /goals

The review of the Organisational Structure and HR Delegations being approved and implemented as per available budget over the MTEF period.

4.3 HUMAN RESOURCE OVERSIGHT STATISTICS

4.3.1 PERSONNEL RELATED EXPENDITURE

Table 1: Personnel expenditure by Programme

Programme	Total Expenditure (R'000)	Personnel Expenditure (R'000)	Training Expenditure (R'000)	Professional and Special Services Expenditure (R'000)	Personnel Expenditure as a % of total expenditure	Average personnel cost per employee (R'000)
Ecw: Administration	367457	222772	3 326	6 030	61	58
Ecw: Social Welfare Services	1 155 889	571396	146	44	49	150
Ecw: Development& Research	227866	146194	166	200	64	38
TOTAL	1 751 212	940362	3 638	6 274		246

- Totals as per financial System (BAS)

Table 2: Personnel costs by salary bands

Salary bands	Personnel Expenditure (R'000)	% of total personnel cost	No. of employees	Average personnel cost per employee (R'000)
Lower Skilled (level 1-2)	5783	0.6	43	134488
Skilled (level 3-5)	173973	18.3%	1165	149333
Highly skilled production (levels 6-8)	342197	36%	1424	240307
Highly skilled supervision (levels 9-12)	281036	29.6%	640	439119
Senior and Top management (levels 13-16)	31490	3.3%	41	768049
Contract (level 1-2)	9979	1	40	249475
Contract (level 3-5)	1612	0.2	26	62000
Contract (level 6-8)	76694	8.1	434	176714
Contract (level 9-12)	3663	0.4	5	732600
Contract (level 13-16)	4203	0.4	3	1 401 00
Periodical Remuneration	0	0	0	0
Abnormal Appointment	0	0	0	0
Total	930630	97.9	3270	243557

- Totals as a reflected on PERSAL System

Table 3: Salaries, Overtime, Home Owners Allowance and Medical Aid by Programme

Programme	Salaries		Overtime		Home Owners Allowance		Medical Aid	
	Amount (R'000)	Salaries as a % of personnel costs	Amount (R'000)	Overtime as a % of personnel costs	Amount (R'000)	HOA as a % of personnel costs	Amount (R'000)	Medical Aid as a % of personnel costs
Pr1: Administration	178329	72.2	0	0	8430	3.4	11914	4.8
Pr2: Social Welfare Services	401990	71.3	0	0	23421	4.2	35817	6.4
Pr3: Development and Research	100748	72	0	0	6090	4.4	8752	6.3
TOTAL	681067	71.6	0	0	37941	4	56483	5.9

Table 4: Salaries, Overtime, Home Owners Allowance and Medical Aid by salary bands

Salary Bands	Salaries		Overtime		Home Owners Allowance		Medical Aid	
	Amount (R'000)	salaries as a % of personnel costs	Amount (R'000)	Overtime as a % of personnel costs	Amount (R'000)	HOA as a % of personnel costs	Amount (R'000)	Medical aid as a % of personnel costs
Skilled (level 1-2)	3694	63.8	0	0	521	9	700	12.1
Skilled (level 3-5)	117761	67.5	0	0	11750	6.7	18021	10.3
Highly skilled production (levels 6-8)	246040	71.1	0	0	14532	4.2	23582	6.8
Highly skilled supervision (levels 9-12)	209007	71.1	0	0	6668	2.3	9702	3.3
Senior management (levels 13-16)	25342	73.9	0	0	1191	3.5	579	1.7
Contracts (levels 1-2)	9965	99.8	0	0	0	0	0	0
Contracts (levels 3-5)	1612	99.7	0	0	0	0	0	0
Contracts (level 6-8)	60574	78.9	0	0	3008	3.9	3870	5
Contracts (levels 9-12)	3519	95	0	0	24	0.6	0	0
Contracts (levels 13-16)	3552	79	0	0	248	5.5	28	0.6
Total	681066	71.6	0	0	37942	4	56482	5.9

4.3.2 EMPLOYMENT AND VACANCIES

Table 1: Employment and vacancies by programme

Programme	Number of posts on approved establishment	Number of posts filled	Vacancy Rate	Number of employees additional to the establishment
Pr1: Administration, Permanent	803	719	10.5	51
Pr2: Social welfare Services, Permanent	2499	2432	2.7	668
Pr3: Development & Research, Permanent	1287	670	47.9	20
Total	4589	3821	16.7	739

Table 2: Employment and vacancies by salary bands

Salary band	Number of posts on approved establishment	Number of posts filled	Vacancy Rate	Number of employees additional to the establishment
Lower skilled (1-2)	52	45	13.5	1
Skilled(3-5)	1829	1165	36.3	149
Highly skilled production (6-8)	1482	1423	4	111
Highly skilled supervision (9-12)	673	639	5.1	21
Senior management (13-16)	45	41	8.9	1
Contract (levels 1-2)	40	40	0	11
Contract (levels 3-5)	26	26	0	25
Contract (levels 6-8)	434	434	0	419
Contract (levels 9-12)	5	5	0	1
Contract (levels 13-16)	3	3	0	0
Total	4589	3821	16.7	739

Table 3: Employment and vacancies by critical occupation

Critical occupations	Number of posts on approved establishment	Number of posts filled	Vacancy Rate	Number of employees additional to the establishment
Administrative related, permanent	111	101	9	4
Auxiliary and related workers, permanent	164	159	3	37
Bus and heavy vehicle drivers, permanent	2	2	0	0
Cleaners in offices, workshops hospitals etc, permanent	83	76	8.4	0
Client inform clerks (switch b reception inform clerks)	7	7	0	0
Communication and information related, permanent	24	17	29.2	1
Community development workers, permanent	1211	598	50.6	29
Computer system designers and analysts, permanent	1	1	0	0
Conservation labourers, permanent	5	5	0	0
Farm hands and labourers, permanent	1	1	0	0
Finance and economics related, permanent	11	10	9.1	0
Financial and related professionals, permanent	53	49	7.5	0
Financial clerks and credit controllers, permanent	93	90	3.2	24
Food services aids and waiters, permanent	16	16	0	0
Handcraft instructors	3	3	0	0
Head of department/ chief executive officer, permanent	3	3	0	0
Health sciences related, permanent	5	5	0	0
Household and laundry workers, permanent	11	10	9.1	1
Housekeepers laundry and related workers, permanent	5	5	0	0
Human resources & organisation development & related, perm	10	9	10	4
Human resources clerks, permanent	48	45	6.3	1
Human resources related, permanent	36	32	11.1	2
Information Technology related, permanent	72	58	19.4	0
Library and related clerks, permanent	26	26	0	0
Light vehicle drivers, permanent	8	7	12.5	2
Logistical support personnel, permanent	76	73	3.9	2
Material recording and transport clerks, permanent	25	24	4	0
Messengers potters and deliverers, permanent	11	8	27.3	0
Nursing assistance, permanent	7	5	28.6	0
Other administration and related clerks and	149	118	20.8	12

Critical occupations	Number of posts on approved establishment	Number of posts filled	Vacancy Rate	Number of employees additional to the establishment
organisers				
Other administrative policy and related officers, perm	48	47	2.1	2
Other information technology personnel, perm	20	19	5	0
Other occupations, perm	6	6	0	0
Probation workers, perm	203	198	2.5	15
Professional nurse, permanent	2	2	0	0
Risk management and security services, permanent	5	5	0	0
Secretaries & other keyboard operating clerks, perm	98	92	6.1	5
Security guards, permanent	2	2	0	0
Senior Managers, permanent	29	24	17.2	0
Social Sciences related, permanent	59	57	3.4	0
Social sciences supplementary workers, permanent	193	192	0.5	73
Social work and related professionals, permanent	1646	1613	2	524
Staff nurses and pupil nurses, permanent	1	1	0	0
TOTAL	4589	3821	16.7	739

4.3.3 JOB EVALUATION

Table 1: Job Evaluation by Salary band

Salary band	Number of posts on approved establishment	Number of Jobs Evaluated	% of posts evaluated by salary bands	Posts Upgraded		Posts downgraded	
				Number	% of posts evaluated	Number	% of posts evaluated
Lower Skilled (Levels 1-2)	52	0		0		0	-
Skilled (Levels 3-5)	1829	45		100 %		0	-
Highly skilled production (Levels 6-8)	1482	0		0		0	-
Highly skilled supervision (Levels 9-12)	673	0		0		0	-
Senior Management Service Band A	37	0		0		0	-
Senior Management Service Band B	7	0		0		0	-
Senior Management Service Band C	-	0		0		0	-
Senior Management Service Band D	1	0		0		0	-
Total	4589	45		100		0	-

Table 2: Profile of employees whose positions were upgraded due to their posts being upgraded

Beneficiaries	African	Asian	Coloured	White	Total
Female	20	0	6	0	26
Male	16	0	3	0	19
Total	36	0	9	0	45
Employees with a disability					

Table 3: Employees who have been granted higher salaries than those determined by job evaluation by occupation

Occupation	Number of employees	Job evaluation level	Remuneration level	Reason for deviation
	0	0	0	-
Total	0	0	0	-
Percentage of total employed				-

Table 4: Profile of employees who have salary levels higher than those determined by job evaluation

Beneficiaries	African	Asian	Coloured	White	Total
Female	0	0	0	0	0
Male	0	0	0	0	0
Total	0	0	0	0	0
Employees with a disability	0	0	0	0	0

Total Number of Employees whose remuneration exceeded the grade determined by job evaluation in 2012/13	0
--	----------

4.3.4 EMPLOYMENT CHANGES**Table 1: Annual turnover rates by salary band**

Salary Band	Number of employees at beginning of period-April 2012	Appointments and transfers into the Department	Terminations and transfers out of the Department	Turnover rate
Lower skilled (Levels 1-2)	61	1	6	9.8
Skilled (Levels3-5)	1183	5	23	1.9
Highly skilled production (Levels 6-8)	1459	3	30	2.1
Highly skilled supervision (Levels 9-12)	657	1	14	2.1
Senior Management Service Bands A	33	0	3	9.1
Senior Management Service Bands B	6	0	0	0
Senior Management Service Bands C	0	0	0	0
Senior Management Service Bands D	1	0	0	0
Contracts (level 1-2), permanent	405	81	488	120.5
Contracts (Level 3-5), permanent	7	22	2	28.6
Contracts (Level 6-8), permanent	305	134	11	3.6
Contracts (Level 9-12), permanent	4	3	2	50
Contracts (Band A), permanent	0	0	1	0
Contracts Band C), permanent	2	0	0	0
Contracts (Band D), permanent	1	0	0	0
Total	4124	250	580	14.1

Table 2: Annual turnover rates by critical occupation

Critical Occupation:	Number of employees at beginning of period April 2012	Appointments and transfers into the department	Terminations and transfers out of the Department	Turnover rate
Administrative related, permanent	101	2	8	7.9
Auxiliary and related workers, permanent	158	2	7	4.4
Bus and heavy vehicle drivers, permanent	2	0	0	0
Cleaners in offices, workshops hospitals etc, permanent	83	1	7	8.4
Client inform clerks (switch b reception inform clerks)	8	0	1	12.5
Communication and information related, permanent	17	1	7	41.2
Community development workers, permanent	955	86	446	46.7
Computer system designers and analysts, permanent	1	0	0	0
Conservation labourers, permanent	5	0	0	0
Farm hands and labourers, permanent	1	0	0	0
Finance and economics related, permanent	11	0	1	9.1
Financial and related professionals, permanent	45	0	0	0
Financial clerks and credit controllers, permanent	77	20	1	1.3
Food services aids and waiters, permanent	17	0	1	5.9
Handcraft instructors	3	0	0	0
Head of department/ chief executive officer, permanent	3	0	0	0
Health sciences related, permanent	4	0	0	0
Household and laundry workers, permanent	11	1	2	18.2
Housekeepers laundry and related workers, permanent	5	0	0	0
Human resources & organisation development & related, perm	12	0	2	16.7
Human resources clerks, permanent	47	0	1	2.1
Human resources related, permanent	36	0	1	2.8
Information Technology related, permanent	58	2	1	1.7
Library and related clerks, permanent	26	0	0	0
Light vehicle drivers, permanent	7	1	1	14.3
Logistical support personnel, permanent	72	0	0	0
Material recording and transport clerks, permanent	26	0	2	7.7
Messengers potters and deliverers, permanent	10	0	2	20
Nursing assistance, permanent	6	0	1	16.7
Other administration and related clerks and organisers	126	2	31	24.6
Other administrative policy and related officers, perm	50	0	3	6
Other information technology personnel, perm	19	1	0	0
Other occupations, perm	5	2	0	0
Probation workers, perm	205	0	2	1
Professional nurse, permanent	2	0	0	0
Risk management and security services, permanent	5	0	0	0
Secretaries & other keyboard operating clerks, perm	96	1	4	4.2

Critical Occupation:	Number of employees at beginning of period April 2012	Appointments and transfers into the department	Terminations and transfers out of the Department	Turnover rate
Security guards, permanent	2	0	0	0
Senior Managers, permanent	23	0	3	13
Social Sciences related, permanent	59	0	2	3.4
Social sciences supplementary workers, permanent	196	0	2	1
Social work and related professionals, permanent	1527	128	40	2.6
Staff nurses and pupil nurses, permanent	2	0	1	50
TOTAL	4124	250	580	14.1

Table 3: Reasons why staff are leaving the Department

Termination Type	Number	% of Total Employment
Death	21	3.6
Resignation	34	5.9
Expiry of contract	485	83.6
Dismissal – operational changes	0	0
Dismissal – misconduct	14	2.4
Dismissal – inefficiency	0	0
Discharged due to ill-health	2	0.3
Retirement	23	4
Transfer to other Public Service Departments	0	0
Other	0	0
Total	580	100
Total number of employees who left as a % of total employment		

Table 4: Promotions by critical occupation

Occupation:	Employees 1 April 2012	Promotions to another salary level	Salary bands promotions as a % of employees by salary level	Progressions to another notch within a salary level	Notch progression as a % of employees by salary bands
Administrative related, permanent	101	3	3	78	77.2
Auxiliary and related workers, permanent	158	0	0	74	46.8
Bus and heavy vehicles drivers	2	0	0		50
Cleaners in offices, workshops hospitals etc, permanent	83	0	0	37	44.6
Client inform clerks (switch b reception inform clerks)	8	0	0	2	25
Communication and information related,	17	0	0	9	52.9

Occupation:	Employees 1 April 2012	Promotions to another salary level	Salary bands promotions as a % of employees by salary level	Progressions to another notch within a salary level	Notch progression as a % of employees by salary bands
permanent					
Community development workers, permanent	955	0	0	158	16.5
Computer system designers and analysts, permanent	1	0	0	1	100
Conservation labourers, permanent	5	0	0	3	60
Farm hands and labourers, permanent	1	0	0	1	100
Finance and economics related, permanent	11	0	0	7	63.6
Financial and related professionals, permanent	45	5	11.1	27	60
Financial clerks and credit controllers, permanent	77	0	0	12	66.2
Food services aids and waiters, permanent	17	0	0	12	70.6
Handcraft instructors	3	0	0	3	100
Head of department/ chief executive officer, permanent	3	0	0	2	66.7
Health sciences related, permanent	4	0	0	1	25
Household and laundry workers, permanent	11	0	0	6	54.5
Housekeepers laundry and related workers, permanent	5	0	0	5	100
Human resources & organisation development & related, perm	12	1	8.3	7	58.3
Human resources clerks, permanent	47	1	2.1	40	85.1
Human resources related, permanent	36	0	0	24	66.7
Information Technology related, permanent	58	0	1	40	69
Library and related clerks, permanent	26	0	0	22	84.6
Light vehicle drivers, permanent	7	0	1	5	71.4
Logistical support personnel, permanent	72	3	4.2	49	68.1
Material recording and transport clerks, permanent	26	0	0	20	76.9
Messengers potters and deliverers, permanent	10	0	0	3	30
Nursing assistance, permanent	6	0	0	3	50
Other administration and related clerks and organisers	126	0	0	83	65.9
Other administrative policy and related officers, perm	50	0	0	29	58
Other information technology personnel,	19	0	0	10	52.6

Occupation:	Employees 1 April 2012	Promotions to another salary level	Salary bands promotions as a % of employees by salary level	Progressions to another notch within a salary level	Notch progression as a % of employees by salary bands
perm					
Other occupations, perm	5	0	0	2	40
Probation workers, perm	205	0	0	121	59
Professional nurse, permanent	2	0	0	2	100
Risk management and security services, permanent	5	0	0	5	100
Secretaries & other keyboard operating clerks, perm	96	0	0	62	64.6
Security guards, permanent	2	0	0	1	50
Senior Managers, permanent	23	4	17.4	0	0
Social Sciences related, permanent	59	0	0	38	64.4
Social sciences supplementary workers, permanent	196	0	0	106	54.1
Social work and related professionals, permanent	1527	1	0.1	512	33.5
Staff nurses and pupil nurses, permanent	2	0	0	2	100
TOTAL	4124	18	0.4	1664	40.3

Table 5: Promotions by salary band

Salary Band	Employees 1 April 2011	Promotions to another salary level	Salary bands promotions as a % of employees by salary level	Progressions to another notch within a salary level	Notch progression as a % of employees by salary bands
Lower skilled (Levels 1-2),Permanent	61	0	0	26	42.6
Skilled (Levels3-5) Permanent	1183	1	0.1	529	44.7
Highly skilled production (Levels 6-8) Permanent	1459	6	0.4	722	49.5
Highly skilled supervision (Levels 9-12) Permanent	657	5	0.8	380	57.8
Senior Management (Level 13-16,) Permanent	40	5	12.5	1	2.5
Contract (levels 1-2),Permanent	405	0	0	2	0.5
Contract (levels 3-5), Permanent	7	0	0	0	0
Contract (levels 6-8), Permanent	305	0	0	1	0.3
Contract (levels 9-12), Permanent	4	1	25	2	50
Contract (levels 13-16), Permanent	3	0	0	1	33.3
Total	4124	18	0.4	1664	40.3

4.3.5 EMPLOYMENT EQUITY

Table 1: Total number of employees (including employees with disabilities in each of the following occupational categories as at 31 March 2013

Occupational categories	Male				Female				Total	
	African	Coloured	Indian	White	African	Coloured	Indian	White	-	
Legislators, senior officials and managers	14	1	0	1	12	0	0	0		28
Professionals	606	19	2	8	1892	98	3	38		2666
Technicians and associate professionals	164	20	0	4	341	34	1	9		573
Clerks	86	6	0	2	276	22	1	9		402
Service and sales workers	8	0	0	0	4	3	0	3		18
Skilled agriculture and fishery workers	0	0	0	0	0	0	0	0		0
Craft and related trades workers	2	0	0	0	1	0	0	0		3
Plant and machine operators and assemblers	7	1	0	0	1	0	0	0		9
Elementary occupations	42	4	0	1	70	2	0		120	239
Total	1	0	0	0	1	0	0	0		2
Employees with disabilities	930	51	2	16	2598	159	5	60		3821

Table 2: Total number of employees (including employees with disabilities in each of the following occupational bands on 31 March 2013

Occupational Bands	Male				Female				
	African	Coloured	Indian	White	African	Coloured	Indian	White	Total
Top Management(L15-L16),Permanent	0	0	0	0	1	0		0	0
Senior Management(L13-L14), Permanent	20	1	1	1	16	1		0	0
Professionally qualified and experienced specialists and mid-management, Permanent	155	12	0	7	402	36	0	27	639
Skilled technical and academically qualified workers, junior management, supervisors, foreman and superintendents, Permanent	286	17	0	6	1026	61	4	23	1423
Semi-skilled and discretionary decision making, Permanent	352	18	1	1	736	49	0	8	1165
Unskilled and defined decision making, Permanent	10	2	0	0	32	0	0	1	45
Contract (Top Management), Permanent	2	0	0	0	1	0	0	0	3
Contract (Professionally Qualified), Permanent	1	0	0	0	4	0	0	0	5
Contract (Skilled Technical), Permanent	86	1	0	1	333	11	1	1	434
Contract (Semi-skilled), Permanent	7	0	0	0	19	0	0	0	26
Contract (Un-skilled), Permanent	11	0	0	0	28	1	0	0	40
Total	930	51	2	16	2598	159	5	60	3821

Table 5: Terminations

Occupational Bands	Males				Female				Total
	African	Coloured	Indian	White	African	Coloured	Indian	White	
Top Management	0	0	0	0	0	0	0	0	0
Senior Management	1	0	0	0	2	0	0	0	3
Professionally qualified and experienced specialists and mid-management	4	0	1	0	8	1	0	0	14
Skilled technical and academically qualified workers, junior management, supervisors, foreman and superintendents	11	2	0	0	14	0	0	3	30
Semi-skilled and discretionary decision making	9	1	0	0	9	1	0	3	23
Unskilled and defined decision making	1	0	0	0	4	1	0	0	6
Contract (Senior Management), Permanent	0	0	0	0	1	0	0	0	1
Contract (Professionally qualified), Permanent	1	0	0	0	1	0	0	0	2
Contract (Skilled technical), Permanent	5	0	0	0	6	0	0	0	11
Contract (Semi-skilled), Permanent	1	0	0	0	1	0	0	0	2
Contract (Unskilled), Permanent	149	10	0	0	312	17	0	0	488
Total	182	13	1	0	358	20	0	6	580
Employees with disabilities									

Table 6: Disciplinary action

Disciplinary action	Male				Female				Total
	African	Coloured	Indian	White	African	Coloured	Indian	White	
Disciplinary action	15	1	1	1	40	3	0	0	61
Total	15	1	1	1	40	3	0	0	61

4.3.6 PERFORMANCE REWARDS

Table 1: Performance Rewards by race, gender and disability

Race and Gender	Beneficiary Profile			Cost		
	Number of beneficiaries	Number of employees	% of total within group	Cost (R'000)	Average cost per employee	total cost as a % of the total personnel expenditure
African, Male	138	906	15.2	1386	1044	27.2
Asian, Male	0	2	0	0	0	-
Coloured Male	5	49	10.2	37	7440	0.7
Total Blacks Male	143	957	14.9	1423	9953	27.9
African Female	344	2578	13.3	3107	9033	61.0
Asian Female	2	5	40	17	8743	0.3
Coloured Female	29	158	18.4	280	9660	5.5
Total Blacks Female	375	2741	13.7	3405	9080	66.8
White Male	4	14	28.6	59	14642	1.2
White Female	12	58	20.7	147	12238	2.9
Employees with disability	6	51	11.8	63	10466	1.2
TOTAL	540	3821	14.1	5097	9438	100

Table 2: Performance Rewards by salary bands for personnel below Senior Management Service

Salary Bands	Beneficiary Profile			Cost		total cost as a % of the total personnel expenditure
	Number of beneficiaries	Number of employees	% of total within salary bands	Total Cost (R'000)	Average cost per employee	
Lower Skilled (Levels 1-2)	12	43	27.9	42	3500	0.8
Skilled (level 3-5)	117	1165	10	538	4598	10.6
Highly skilled production (level 6-8)	232	1424	16.3	1767	7616	34.7
Highly skilled supervision (level 9-12)	178	640	27.8	2739	15388	53.9
Contract (levels 1-2)	0	40	0	0	0	-
Contract (levels 3-5)	0	26	0	0	0	-
Contract (levels 6-8)	0	434	0	0	0	-
Contract (levels 9-12)	0	5	0	0	0	-
Total	539	3777	14.3	5086	9436	100

Table 3: Performance Rewards by critical occupations

Critical Occupations	Beneficiary Profile			Cost	
	Number of beneficiaries	Number of employees	% of total within occupation	Total Cost (R'000)	Average cost per employee
Administrative related	17	100	17	267	15706
Auxiliary and related workers	28	159	17.6	155	5536
Bus and heavy vehicles drivers	0	2	0	0	0
Cleaners in offices, workshops hospitals etc.	15	76	19.7	56	3733
Client inform clerks (switch b reception inform clerks)	1	7	14.3	4	4000
Communication and information related, permanent	6	17	35.3	63	10500
Community development workers, permanent	19	598	3.2	196	10316
Computer system designers and analysts, permanent	1	1	100	4	4000
Conservation labourers, permanent	1	5	20	4	4000
Farm hands and labourers, permanent	0	1	0	0	0
Finance and economics related, permanent	3	10	30	37	12333
Financial and related professionals, permanent	27	49	55.1	205	7593
Financial clerks and credit controllers, permanent	24	90	26.7	146	6083
Food services aids and waiters, permanent	5	16	31.3	17	3400
Handcraft instructors	0	3	0	0	0
Head of department/ chief executive officer, permanent	1	3	33.3	7	7000
Health sciences related, permanent	1	5	20	18	18000
Household and laundry workers, permanent	1	10	10	4	4000
Housekeepers laundry and related workers, permanent	1	5	20	4	4000
Human resources & organisation development & related, perm	1	9	11.1	14	14000
Human resources clerks, permanent	14	45	31.1	119	8500
Human resources related, permanent	8	32	25	110	13750
Information Technology related, permanent	16	58	27.6	162	10125

Critical Occupations	Beneficiary Profile			Cost	
	Number of beneficiaries	Number of employees	% of total within occupation	Total Cost (R'000)	Average cost per employee
Library and related clerks, permanent	9	26	34.6	51	5667
Light vehicle drivers, permanent	2	7	28.6	8	4000
Logistical support personnel, permanent	20	73	27.4	163	8150
Material recording and transport clerks, permanent	8	24	33.3	51	6375
Messengers porters and deliverers, permanent	1	8	12.5	4	4000
Nursing assistance, permanent	0	5	0	0	0
Other administration and related clerks and organisers	28	118	23.7	204	7286
Other administrative policy and related officers, perm	13	47	27.7	121	9308
Other information technology personnel, perm	9	19	47.4	124	13778
Other occupations, perm	0	5	0	0	0
Probation workers, perm	20	198	10.1	167	8350
Professional nurse, permanent	1	2	50	12	12000
Risk management and security services, permanent	4	5	80	25	6250
Secretaries & other keyboard operating clerks, perm	21	92	22.8	142	6762
Security guards, permanent	0	2	0	0	0
Senior Managers, permanent	1	24	4.2	11	11000
Social Sciences related, permanent	17	57	29.8	248	14588
Social sciences supplementary workers, permanent	24	192	12.5	106	4417
Social work and related professionals, permanent	172	1613	10.7	2068	12023
Staff nurses and pupil nurses, permanent	0	1	0	0	0
Total	540	3821	14.4	5097	9439

Table 4: Performance related rewards (cash bonus), by salary band for Senior Management Service

Salary Band	Number of beneficiaries			Cost		
	Number of beneficiaries	Number of employees	% of total within band	Total Cost (R'000)	Average cost per employee	% of SMS wage bill
Band A	1	34	2.9	11	11000	0
Band B	0	6	0	0	0	0
Band C	0	2	0	0	0	0
Band D	0	2	0	0	0	0
Total	1	44	2.3	11	11000	0

4.3.7 FOREIGN WORKERS

Table 1: Foreign workers by salary band

Salary Band	01 April 2012		31 March 2013		Change	
	Number	% of total	Number	% of total	Number	% Change
Lower skilled	0	0	0	0	0	0
Highly skilled production (Lev. 6-8)	2	100	2	100	0	0
Highly skilled supervision (Lev. 9-12)	0	0	0	0	0	0
Contract (level 9-12)	0	0	0	0	0	0
Contract (level 13-16)	0	0	0	0	0	0
Total	2	100	2	100	0	0

Table 2: Foreign workers by major occupation

Major occupation	01 April 2012		31 March 2013		Change	
	Number	% of total	Number	% of total	Number	% Change
Highly skilled production (level 6-8)	2	100	2	100	0	0
Total	2	100	2	100	0	0

4.3.8 LEAVE UTILISATION

Table 1: Sick leave

GRADE (SALARY BAND)	Total days	% days with medical certification	Number of Employees using sick leave	% of total employees using sick leave	Average per employee	Estimated Cost (R'000)
Lower Skills (Level 1-2)	296	81.4	38	1.2	8	78
Skilled (levels 3-5)	8009	82.8	972	30.4	8	2933
Highly skilled production (levels 6-8)	11093	83.1	1241	38.8	9	6853
Highly skilled supervision (levels 9 -12)	3960	81.2	516	16.1	8	4773
Top and Senior management (levels 13-16)	165	92.1	23	0.7	7	466
Contract (levels 1-2),Permanent	350.5	51.4	107	33.3	3	42
Contract (levels 3-5),Permanent	25	40	4	0.1	6	10
Contract (levels 6-8),Permanent	2072	81.5	291	9.1	7	1233
Contract (levels 9-12),Permanent	13	46.2	3	0.1	4	18
Contract (levels 13-16),Permanent	10	80	2	0.1	5	36
Total	25994	82.1	3197	100	8	16442

Table 2: Disability leave (temporary and permanent)

GRADE (SALARY BAND)	Total days taken	% days with medical certification	Number of Employees using disability leave	% of total employees using disability leave	Average per employee	Estimated Cost (R'000)
Lower skilled (Levels 1-2)	29	100	2	1.5	15	8
Skilled (Levels 3-5)	1470	99.9	48	36.1	31	509
Highly skilled production (Levels 6-8)	1244	99.5	40	30.1	31	788
Highly skilled supervision (Levels 9-12)	809	100	28	21.1	29	985
Senior management (Levels 13-16)	0	0	0	0	0	0
Contract (levels 1-2),Permanent	10	100	1	0.8	10	1
Contract (levels 6-8),Permanent	232	100	14	10.5	17	139

Table 3: Annual Leave

GRADE (SALARY BAND)	Total days taken	Number of Employees using annual leave	Average per employee
Lower skilled (Levels 1-2)	1164	48	24
Skilled Levels 3-5)	22803	1173	19
Highly skilled production (Levels 6-8)	29972	1458	21
Highly skilled supervision (Levels 9-12)	15516	653	24
Senior management (Levels 13-16)	865	41	21
Contract (levels 1-2),Permanent	2354.9	271	9
Contract (levels 3-5),Permanent	67	6	11
Contract (levels 6-8),Permanent	4979.9	338	15
Contract (levels 9-12),Permanent	77	7	11
Contract (levels 13-16),Permanent	69	4	17
Total	77868	3999	19

Table 4: Capped leave

GRADE (SALARY BAND)	Total days of capped leave taken	Number of Employees using capped leave	Average number of days taken per employee	Average capped leave per employee as at 31 March
Lower skilled (Levels 1-2)	7	3	2	39
Skilled Levels 3-5)	41	10	4	55
Highly skilled production (Levels 6-8)	105	10	11	70
Highly skilled supervision (Levels 9-12)	127	17	7	62
Senior management (Levels 13-16)	7	1	7	108
Total	287	41	7	63

Table 5: Leave payouts

REASON	Total Amount (R'000)	Number of Employees	Average per employee (R'000)
Leave payout for 2011/12 due to non-utilisation of leave for the previous cycle	0	0	0
Capped leave payouts on termination of service for 2012/13	521	53	9830
Current leave payout on termination of service for 2012/13	0	3	0
Total	521	56	9304

4.3.9 HIV/AIDS & HEALTH PROMOTION PROGRAMMES

Table 1: Steps taken to reduce the risk of occupational exposure

Units/categories of employees identified to be at high risk of contracting HIV & related diseases (if any)	Key steps taken to reduce the risk
-	-

Table 2: Details of Health Promotion and HIV/AIDS Programmes (tick the applicable boxes and provide the required information)

Question	Yes	No	Details, if yes
1. Has the department designated a member of the SMS to implement the provisions contained in Part VI E of Chapter 1 of the Public Service Regulations, 2001? If so, provide her/his name and position.	√		Senior Manager Employee Relations and Employee Wellness- Mr M. Kashe
2. Does the department have a dedicated unit or has it designated specific staff members to promote the health and well-being of your employees? If so, indicate the number of employees who are involved in this task and the annual budget that is available for this purpose.	√ √		Provincial office: One Manager, two assistant Managers and three administration officers 7 District Offices: 5 Wellness coordinators. 3. Budget: R88 000.00
3. Has the department introduced an Employee Assistance or Health Promotion Programme for your employees? If so, indicate the key elements/services of this Programme.	√		Wellness Management Health and Productivity HIV&AIDS and TB Management 4. Safety, Health, Environment, Risk and Quality management.
4. Has the department established (a) committee(s) as contemplated in Part VI E.5 (e) of Chapter 1 of the Public Service Regulations, 2001? If so, please provide the names of the members of the committee and the stakeholder(s) that they represent.	√		Wellness committees- see attachment.
5. Has the department reviewed its employment policies and practices to ensure that these do not unfairly discriminate against employees on the basis of their HIV status? If so, list the employment policies/practices so reviewed.	√		HIV&AIDS and TB management policies Vicarious Trauma management policy Substance abuse management policy Integrated Employee Wellness Policy
6. Has the department introduced measures to protect HIV-positive employees or those perceived to be HIV-positive from discrimination? If so, list the key elements of these measures.	√		Department has HIV&AIDS and TB management policy in line with the legislative frame work. (Promotion of equality and prevention of unfair discrimination Act and National Strategic Frame on Stigma and discrimination)
7. Does the department encourage its employees to undergo Voluntary Counselling and Testing? If so, list the results that you have you achieved.	√		1. HCT reports from GEMS 2. Screening results
8. Has the department developed measures/indicators to monitor & evaluate the impact of its health promotion programme? If so, list these measures/indicators.	√		Stats, monthly and quarterly reports, Results from service providers

4.3.10 LABOUR RELATIONS

Table 1: Collective agreements

Subject Matter	Date
RESOLUTION 1 of 2012	02/08/12
RESOLUTION 3 Of 2012	03/09/12

Outcomes of disciplinary hearings	Number	% of total
Correctional counselling	0	-
Verbal warning	0	-
Written warning	1	1.9
Final written warning	23	44.2
Suspended without pay	4	7.7
Fine	0	-
Demotion	0	-
Dismissal	16	30.8
Not guilty	0	-
Case withdrawn	8	15.4
Total	52	

Table 3: Types of misconduct addressed at disciplinary hearings

Type of misconduct (based on annexure A)	Number	% of total
Dishonesty based on fraud, theft, & forgery	25	41.0
Insubordination	3	4.9
Gross negligence and gross dereliction of duties	3	4.9
Financial misconducts	9	14.8
Unauthorised use of government property	6	9.8
Improper conduct	4	6.6
Unauthorised absence from duty	2	3.3
Abusive, Derogatory & Offensive language	1	1.6
Sexual harassment	1	1.6
Absenteeism	2	3.3
Incites others to unprocedural /unlawful conduct	4	6.6
Failure to comply with or contravenes a Regulation	1	1.6
Total	61	

Table 4: Grievances logged

	Number	% of Total
Number of grievances resolved	32	97.0
Number of grievances not resolved	1	3.0
Total number of grievances lodged	33	

Table 5: Disputes logged

	Number	% of Total
Number of disputes upheld	12	34.3
Number of disputes dismissed	4	11.4
Total number of disputes lodged	35	

Table 6: Strike actions

Total number of persons working days lost	0
Total costs working days lost	0
Amount (R'000) recovered as a result of no work no pay	0

Table 7: Precautionary suspensions

Number of people suspended	23
Number of people who's suspension exceeding 30 days	23
Average number of days suspended	145.82
Cost (R'000) of suspension	R 888 294.94

4.3.11 SKILLS DEVELOPMENT

Table 1: Training needs identified

Occupational Categories	Gender	Number of employees as at 1 April 2012	Training needs identified at start of the reporting period			
			Learnerships	Skills Programmes & other short courses	Other forms of training	Total
Legislators, senior officials and managers	Female	510	0	505	5	510
	Male	10	0	7	3	10
Professionals	Female	1637	0	1405	232	1637
	Male	698	0	650	48	698
Technicians and associate professionals	Female	242	0	237	5	242
	Male	192	0	188	4	192
Clerks	Female	311	0	295	16	311
	Male	97	0	85	12	97
Service and sales workers	Female	12	0	9	3	12
	Male	8	0	8	0	8
Skilled agriculture and fishery workers	Female	0	0	0	0	0
	Male	0	0	0	0	0
Craft and related trades workers	Female	0	0	0	0	0
	Male	0	0	0	0	0
Plant and machine operators and assemblers	Female	2	0	2	0	2
	Male	10	0	7	3	10
Elementary occupations	Female	79	0	69	10	79
	Male	43	0	38	5	43
Sub Total	Female					
	Male					
Total		3851	0	3505	346	3851

Table 2: Training provided for the period

Occupational Categories	Gender	Number of employees as at 1 April 2012	Training provided within the reporting period			
			Learnerships	Skills Programmes & other short courses	Other forms of training	Total
Legislators, senior officials and managers	Female	300	0	105	195	300
	Male	121	0	88	33	121
Professionals	Female	626	0	440	186	626
	Male	128	0	102	26	128
Technicians and associate professionals	Female	29	0	5	24	29
	Male	36	0	10	26	36
Clerks	Female	560	0	50	510	560
	Male	248	0		248	248
Service and sales workers	Female	0	0	0		0
	Male	0	0	0		0
Skilled agriculture and fishery workers	Female	0	0	0		0
	Male	0	0	0		0
Craft and related trades workers	Female	0	0	0		0
	Male	0	0	0		0
Plant and machine operators and assemblers	Female	0	0	0		0
	Male	0	0	0		0
Elementary occupations	Female	0	0	0		0
	Male	0	0	0		0
Sub Total	Female	1515		605	915	
	Male	533		195	333	
Total		2048	0	800	1248	2048

Table 3: Injury on duty

Nature of injury on duty	Number	% of total
Required basic medical attention only	11	91.7
Temporary Total Disablement	0	-
Permanent Disablement	0	-
Fatal	1	8.3
Total	12	100

4.3.12 UTILISATION OF CONSULTANTS

There were no consultants appointed during the year under review.



PART E | FINANCIAL INFORMATION



EASTERN CAPE DEPARTMENT OF SOCIAL DEVELOPMENT AND SPECIAL PROGRAMMES
VOTE 4
REPORT OF THE ACCOUNTING OFFICER
for the year ended 31 March 2013

Report by the Accounting Officer to the Executive Authority and Parliament/Provincial Legislature of the Republic of South Africa.

1. General review of the state of financial affairs

The policy on financial awards was approved by National Department in the 2011/12 financial year. The department took a conscious decision to implement this policy in phases starting from 2012/13 financial year. This policy is aimed at addressing the transfer of funds in a transparent, efficient, reliable and accountable manner.

The Department continued to intensifying the coordination, advocacy and monitoring of the special programme within **Province through reporting on and coordinate actions to advance gender equality, women's empowerment rights of children, older persons, and persons with disabilities in provincial government departments & in society at large.** This is done through initiating programmes for the development of women, children and people with disabilities in rural areas. With regards to the development of women and their subsequent empowerment, we will continue with the promotion of gender parity of 50/50 representation of women in senior management.

Through the coordination, Special Programmes promotes the acceleration of meeting all targets for women, and people with disabilities, among others in BBBEE, PPPFA, SETA's, Skills Development and career guidance and continues with the promotion of the 2% minimum employment target for people with disabilities in the Public Service across all levels. The Department, through Special Programmes remains committed to fostering economic empowerment, job creation and decent work for women and people with disabilities, with a particular focus to women in rural areas. The protection of Older Persons and Children remains on the agenda and is aligned to the National Policy for Older Persons and the National Plan of Action for children.

The systems and Operations Manual was revised for community development practise and procedures. The above document is at the approval stage

The aftercare funding policy was approved and implemented during the year under review. This is aimed at providing support to project members who are facing challenges of hardship whilst their projects are not yet making profit, i.e. during the first six months after the establishment of the project.

The National Department of Social Development has fully taken over the provision of bursaries to needy citizen wanting to study towards social work degree. Of the students previously funded by both National Department of Social Development and the provincial Department of Social Development and Special Programmes, the Department has appointed 128 Social Workers to assist communities in addressing Social Economic Challenges. The above mentioned Social Workers form part of the 268 Social workers that were funded by the Department to study toward the social work profession. One of the key mandates of these new social workers is to advance principles of social justice by advocating for self-reliance and mitigate against social ills like poverty.

Department of Public Service Administration (DPSA) approved an organizational structure blue-print for Social Development departments. In order to align to the DPSA blue-print, create ability to respond to new legislation e.g. **New Children's Act and accommodate additional mandate of special programmes** coordination function and the implementation of policy targeted towards the special groups (women, children, people with disabilities and older persons). The Department is in the process of reviewing the organisational structure. This will ensure that the Department complies with norms set by National Department of Social Development.

The Department established 40 white door centres across the province in 2012/13. These centres are aimed to be centres of hope located as close to the community as possible. It functions as a short term safe space that victims can access if they need to wait for professional services. The Department intends to rollout the programme to ensure accessibility of the services to victims of gender based violence across the province.

The Department together with other Sector Departments finalised the development of the Provincial integrated Anti-Poverty Strategy which was approved by Cabinet in September 2012. This strategic document is mainly focusing on **people's power for people's prosperity.** It lays emphasis on Social conscientization as a critical and first step in developing people. The goals for the above policy is to eradicate extreme poverty and hunger, promote sustainable community livelihoods and self-reliant households and ensure well targeted , joined-up implementation and service delivery by government and its social partners.

Awareness workshops on the implementation of the Anti-Poverty Strategy in all the 16 Roll-out sites for Anti-Poverty Strategy were held in all Districts and Metropolitan Municipalities. District Technical Task Teams have been established in some of the district municipalities. The following Provincial Committees have been established to enhance effective implementation of the Anti-Poverty Strategy:

- Social Transformation
- Integration Food Security and Nutrition

EASTERN CAPE DEPARTMENT OF SOCIAL DEVELOPMENT AND SPECIAL PROGRAMMES
VOTE 4
REPORT OF THE ACCOUNTING OFFICER
for the year ended 31 March 2013

- Early Childhood Development
- Income Security
- Central Data Warehouse

The Anti-Poverty Strategy Summit drew interest from many government Departments and social partners leading them to commit towards the implementation of the strategy. Private sector workshop was held with a view of mobilizing private sector resources for the anti-poverty roll-out sites. Bilaterals with the private sector; amongst which Eveready, Old Mutual, Institutions of Higher Learning and Volkswagen, Rhodes University committed to help develop a consolidated integrated plan for the implementation of the Anti-Poverty Strategy.

In order to inculcate a culture of service excellence, the Department had its inaugural Service Excellence Awards in 2012/2013. The awards were to reward and encourage the top performers in the organization and also recognize our funded projects that are excelling in their different spheres of operation. The awards were such a success and were graced by the presence of the Honourable National Minister of Social Development, Minister for Women, Children and people with disabilities, her excellence, Premier of the Eastern Cape and our own MEC.

The excellent performance by the department can be attributed to effective implementation of the performance management and development system from senior management to the lowest level of the organization

The Women's month activities in 2012/2013 focused on addressing unemployment, poverty and inequality. The Department continued with the women development programme, which in the year under review focused on middle and senior management women employees.

Over the years has seen a significant increase in the number of employees recruited by the Department. It is however unfortunate that the infrastructure has not expanded to accommodate the new personnel. To mitigate against the lack of infrastructure within the Department, the Department undertook the following projects during the year under review:

- Libode Service Office
- Burgersdorp Secure Care Centre

Spend trends

2012/2013				
Programmes	Final Appropriation	Actual Expenditure	Variance	Percentage
	R'000	R'000	R'000	
Administration	369,709	365,805	3,903	98.9%
Social Welfare Service	1,175,982	1,155,889	20,093	98.3%
Development & Research	230,966	227,866	3,100	98.7
TOTAL	1,776,656	1,749,560	27,096	98.5%

Compensation of Employees

Attrition posts that became vacant during the 2012/2013 financial year had a negative effect in the spending within Compensation of Employees (COE). The non-filling of the posts, in some cases, was due to the organisational structure review. This was a conscious decision as the Department wanted to trim the number of lower level administration posts in the provincial Head office in the new organogram review process to develop capacity in the districts. The calculation of COE budget for 13/14 financial year was based on the warm bodies as on 30 November 2012 also resulted under spending in such a way that, some of the vacant posts that were in the final stages of selection process became unfunded for 13/14 financial year, as a result, could not be proceeded with filling. The under spending is caused by non-payment of the Health Risk Manager as from 1st January 2013 due to a High Court ruling to stop payments made to SOMA Initiatives.

ICT equipment that was ordered in the 3rd quarter could not be delivered before the end of the 2012/13 financial year caused under spending. The equipment includes 10 Routers and 30 Desktop Computers. The under spending is due to savings in expenditure for the annual payment of Microsoft Enterprise Agreement. The payment of Microsoft Enterprise Agreement is affected by the rand-dollar exchange rates.

In accordance with the equipment procure plan for 13/14 financial year of the Department, all equipment procurement process will be finalised by 30 September 2013. The Department has developed the specifications for Information Communication Technology (ICT) equipment procurement for 13/14 financial year in the last quarter of 2012/13 financial year and has already started the procurement process.

EASTERN CAPE DEPARTMENT OF SOCIAL DEVELOPMENT AND SPECIAL PROGRAMMES
VOTE 4
REPORT OF THE ACCOUNTING OFFICER
for the year ended 31 March 2013

An under spending on transfers is due to the delays in the submission of claims by NGO's. Some of the institutions did not meet the 50% requirement in order to qualify for second tranche payments.

The under spending on infrastructure capital assets is due to the delays in the submission of invoices for Engcobo(Coghlan) Service Office and Idutywa Service Office. The new project of Libode Service Office was delayed when the awarded contractor went to site. The Local Municipality disputed the site for Libode Service Office which was resolved during March 2013 but affected expenditure of this project. The delays in Burgersdorp Secure Care Centre project are due to contractor performance and labour disputes resulted in budget diverted for repairs of John X Merriman. However, Burgersdorp Secure Care Centre infrastructure project still under spent.

VIREMENT FROM		VIREMENT TO	
OBJECTIVE	AMOUNT	OBJECTIVE	AMOUNT
PROGRAMME	R'000	PROGRAMME	R'000
Social Welfare Services	-3 354	Administration	315
		Development and Research	3 039

The reason for the virement to Administration was to defray over spending on Goods and services and the virement to Development and Research was to defray over spending Households. These virements were approved by the Accounting Officer.

2. Service rendered by the department

The following are the services rendered by the Department

- Special programmes
- Substance abuse, prevention and rehabilitation
- Substance abuse, prevention and support
- Care and support to older person
- Crime prevention and support
- Services to person with disabilities
- Child Care and protection services
- Victim empowerment
- HIV and Aids
- Social relief
- Care and support services to families
- Youth development
- Sustainable livelihood
- Institutional capacity building and support
- Research and demography
- Population capacity development and advocacy

2.1 Tariff policy

The department of Social Development and Special Programmes does not have a huge own revenue budget. Revenue in the department is mainly collected in the following areas:-

Commission on insurance
Sale of tender documents
Disposal of assets
Rental of Dwellings
Boarding and lodging

EASTERN CAPE DEPARTMENT OF SOCIAL DEVELOPMENT AND SPECIAL PROGRAMMES
VOTE 4
REPORT OF THE ACCOUNTING OFFICER
for the year ended 31 March 2013

Following is an exposition on how fees are determined and what tariffs are recommended for the year 2012/13 Financial year.

Revenue Item	Prov/National Competence	2010/11 Tariff	2011/12 Tariff	2012/13 Tariff	% increase
Rental Dwellings	Provincial competence	R800-00	R800-00	R900-00	12.5%
Commission insurance	National Competence	5% of the pay-over	5% of the pay-over	5% of the pay-over	0
Sale of Tender Documents	Provincial competence	R100-00	R100-00	R100-00	0
Boarding and lodging	Provincial competence	Sliding scale depends on the income of the older person per month.	Sliding scale depends on the income of the older person per month.	Sliding scale depends on the income of the older person per month.	0

2.2 Free Services

All services rendered by the department are free.

3. Capacity constraints

Office accommodation is a long term constraint in which the Department Provincial and District levels continues to be dependent on the Department of Roads and Public Works, as mandated. The shortage of adequate office accommodation impedes performance and service delivery. This is particular in the rural areas where the shortage of land and availability of offices is most evident. As a short term intervention, the Department leases 44 offices which are not desirable for long term planning. Inadequate resources especially at implementation level e.g. Social Workers, Community development practitioners, Vehicles, etc.

The Department needs a dedicated cadre for the monitoring of NGOs. As part of addressing AGs findings on monitoring of funded initiatives, the proposed Organisational Structure is intended to ensure that this is addressed. The National Department approved the policy on financial awards without resourcing it. Certain requirements of the policy need comprehensive and continuous consultation which could not be adequately conducted because of resource limitation

4. Utilisation of donor funds

Not applicable

5. Trading entities and public entities

Not applicable

6. Organisations to whom transfer payments have been made

A detailed list of transfer payments to Non-governmental organisations, priority projects and community development projects appears in annexure 2A and 2B of the Annual Financial Statements

7. Public private partnerships (PPP)

Not Applicable

8. Corporate governance arrangements

As part of risk assessment, Independent assessors were appointed for a specific period, to assist the Department to have an objective assessment of the strength, weaknesses and risks associated with funding development initiatives as well as systems that relate to funding. Some of the recommendations from this exercise have been factored into the NPO Unit as part of PFA implementation.

The Department has the following structures, systems and processes to ensure implementation of management strategies to identify and manage the risks:-

Institutional Arrangements – relating to strategic oversight role exercised by a fully functional Risk Management Committee which convenes four times in a year in accordance with the provisions of Treasury Regulation 3.2.1. The Committee has successfully managed to play its role and provided the essential guidance to the Accounting Officer on matters pertinent to risk identification and management.

EASTERN CAPE DEPARTMENT OF SOCIAL DEVELOPMENT AND SPECIAL PROGRAMMES
VOTE 4
REPORT OF THE ACCOUNTING OFFICER
for the year ended 31 March 2013

The Committee is a structure comprising all General Managers who are Branch Heads and constitute the core of the Top Management of the Department.

A Risk Management Policy constitutes the cornerstone of strategic downloading of the elements of the Public Sector Risk Management Framework to ensure that the Department has a tailored policy intervention and guideline for strategic and operational implementation of risk management procedures.

Risk assessment is the key element of the risk management process cycle and constitutes an integral part of the operationalization of the risk management strategies towards effective mitigation and control of identified risks. The Department has managed to conduct a risk assessment for 2012/13 to ensure that there is a structured Risk Profile (Risk Register) for 2012/13 to provide management with an opportunity for structured intervention and continuous **improvement and positioning of department's risk management climate for effective delivery in accordance with its mandate.**

The Department has formalized Fraud Prevention Plan and Anti-Corruption Policies which are updated and reviewed every year implemented through the following levels: -

Strategic Level – fraud risk assessment to measure the fraud risk vulnerability of the department and its exposure to business risks which may affect its objectives.

Mechanisms in place to report fraud and corruption and how these operate.eg: Whistle blowing - The need for officials to make confidential disclosure about suspect fraud and corruption

National Anti-Corruption Hotline telephone number (0800 701 701) allows stakeholders and staff in general to make confidential disclosures of any suspected acts of fraud and corruption and such are then brought to the attention of the department.

Departmental Internal Fraud Electronic Mailbox – tip-offs@socdev.ecprov.gov.za is also another mechanism to encourage confidential disclosure and whistle blowing of matters relating to fraud and corruption.

Direct reporting to the Honourable MEC and Accounting Officer as well as the Chief Risk Officer is also encouraged.

Investigations are conducted to ensure adequate, transparent, effective and efficient direction of internal and external processes by means of Labour Relations Procedures and Criminal Justice Processes from start to completion including Loss and Recovery Procedures where assets are involved.

All the governance structures in the King III report are in place that is the Audit Committee, Risk Management and Finance Committees.

9. Discontinued activities/activities to be discontinued

The Department has restructured the NPO function to ensure efficient implementation of the PFA. This will in turn enhance the efficiency of professional services rendered by the Department. Independent assessors were appointed for a specific period, to assist the Department to have an objective assessment of strength and weaknesses of its funded initiatives as well as systems that relate to funding. Some of the recommendations from this exercise have been factored into the NPO Unit as part of PFA implementation. Their contract has since expired.

The Local Area Network (LAN), desktop and business application support services that were previously rendered by State Information Technology Agency (SITA) has been discontinued during the third quarter of 2012/13 financial year

10. New/proposed activities

None

11. Asset management

The department in compliance with the minimum requirements of asset management maintained an asset register. Assets acquired during the financial year have been recorded in the asset additions register. The greatest challenge has been maintaining both registers using a spread sheet. To improve coordination of asset and inventory verification and ensure compliance project plans were developed and approved for the half year and financial year which ended 31 March 2013. The asset register was reconciled with the asset inventory lists. New assets procured and delivery were recorded in the asset additions register and verified. To improve this situation, the department is embarking on acquiring an electronic system to manage both assets and inventories.

Departmental assets are disposed when identified as obsolete and redundant and are not usable for the purpose in which were originally acquired. The process selected for the past financial year of disposing assets was through public auction.

EASTERN CAPE DEPARTMENT OF SOCIAL DEVELOPMENT AND SPECIAL PROGRAMMES
VOTE 4
REPORT OF THE ACCOUNTING OFFICER
for the year ended 31 March 2013

12. Inventories

All inventory opening and closing balances, together with movements for the year are reflected in Annexure 5

13. Events after the reporting date

Not Applicable

14. Information on predetermined objectives

State processes that are in place to report and record the information on predetermined objectives. The information reported should include comments on the process adopted to achieve the predetermined objectives or if no process has been put into place, what processes are planned. Include reasons why the information is not properly recorded, reported and measured.

The Department has its own monitoring and evaluation framework which serves as a guiding document in all reporting, monitoring and evaluation of the implementation of the strategic objectives as reflected in the strategic plan and annual financial performance plan.

Responsibility Managers provide reports on the implementation of these plans. The reports are signed off by branch heads and programme managers as a way for ownership and accountability. The information is subsequently verified and analysed by Strategic plan. Once the report is ready it is reviewed by the top management.

15. SCOPA resolutions

There were no SCOPA resolutions affecting the Department in the year under review

Reference to previous audit report and SCOPA resolutions	Subject	Findings on progress
N/A	N/A	N/A

16. Prior modifications to audit reports

The department developed an audit improvement strategy that was used as a tool to address additional matter and matters of non-compliance issues raised by AGSA in the previous financial year. This document was continuously presented to the departmental finance and audit committees throughout the financial year and the progress made was verified by the Internal Audit. These matters are listed in the table below.

Additional matters	Financial year in which it first arose	Progress made in clearing / resolving the matter
Achievement of planned targets	2011/2012	The deviation to the planned targets in the previous year was 28%. Due to the nature of the indicators that are developed by National Department, most of the deviation were positive deviation. This matter is being discussed at HSDS level.
matters of non-compliance	Financial year in which it first arose	Progress made in clearing / resolving the matter
Procurement and contract management	2011/2012	The Department has registered with CIPC. All directors and supplier name are scanned to check if they are not employees of Department before payments are made. Letters were written to the affected employees requesting them to provide reason why they should not be charged.
Expenditure management (Suppliers not always paid within 30 days)	2011/2012	The Departments is in the process of developing an online invoice tracking system. End users are currently made aware of outstanding payment via telephone and emails.
Transfer and/or conditional grants	2011/2012	Section 38(1)(j) is attached to the Service Level Agreements.
Services delivery matters	2009/2010	The Department has established NPO units in the districts in an effort to ensure that monitoring takes place.

**EASTERN CAPE DEPARTMENT OF SOCIAL DEVELOPMENT AND SPECIAL PROGRAMMES
VOTE 4
REPORT OF THE ACCOUNTING OFFICER
for the year ended 31 March 2013**

17. Exemptions and deviations received from the National Treasury

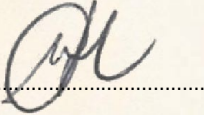
Not applicable

18. Other

None

19. Approval

The Annual Financial Statements set out on pages 168 to 235 have been approved by the Accounting Officer.



Mrs N.C. Hackula

Head of Department and Accounting Officer

Date: 31 May 2013

EASTERN CAPE DEPARTMENT OF SOCIAL DEVELOPMENT AND SPECIAL PROGRAMMES
VOTE 4
STATEMENT OF RESPONSIBILITY
for the year ended 31 March 2013

Statement of Responsibility for the Annual Financial Statements for the year ended 31 March 2013

The Accounting Office is responsible for the preparation of the department's annual financial statements and for the judgements made in this information.


The Accounting Officer is responsible for establishing, and implementing a system of internal control designed to provide reasonable assurance as to the integrity and reliability of the annual financial statements

In my opinion, the financial statements fairly reflects the operations of the department for the financial year ended 31 March 2013

The external auditors are engaged to express an independent opinion on the Annual Financial Statements (AFS) of the department.

The Department of Social Development and Special Programmes AFS for the year ended 31 March 2013 have been examined by the external auditors and their report is presented on page 176..

The Annual Financial Statements of the Department set out on page 168 to 235 have been approved.



Mrs Nombulelo Hackula
Accounting Officer
(Department of Social Development and Special Programmes)
Date: 30 August 2013

**REPORT OF THE AUDITOR-GENERAL TO THE EASTERN CAPE PROVINCIAL
LEGISLATURE ON VOTE NO. 4: DEPARTMENT OF SOCIAL DEVELOPMENT AND SPECIAL
PROGRAMMES**

REPORT ON THE FINANCIAL STATEMENTS

Introduction

1. I have audited the financial statements of the Eastern Cape Department of Social Development and Special Programmes set out on pages 168 to 235, which comprise the appropriation statement, the statement of financial position as at 31 March 2013, the statement of financial performance, statement of changes in net assets and the cash flow statement for the year then ended, and the notes, comprising a summary of significant accounting policies and other explanatory information.

Accounting officer's responsibility for the financial statements

2. The accounting officer is responsible for the preparation of these financial statements in accordance with the Departmental financial framework reporting framework prescribed by the National Treasury and the requirements of the Public Finance Management Act of South Africa, 1999 (Act No. 1 of 1999) (PFMA) and the Division of Revenue Act of South Africa, 2012 (Act No. 5 of 2012) (DoRA), and for such internal control as the accounting officer determines is necessary to enable the preparation of financial statements that are free from material misstatement, whether due to fraud or error.

Auditor-General's responsibility

3. My responsibility is to express an opinion on these financial statements based on my audit. I conducted my audit in accordance with the Public Audit Act of South Africa, 2004 (Act No. 25 of 2004) (PAA), the general notice issued in terms thereof and International Standards on Auditing. Those standards require that I comply with ethical requirements and plan and perform the audit to obtain reasonable assurance about whether the financial statements are free from material misstatement.
4. An audit involves performing procedures to obtain audit evidence about the amounts and disclosures in the financial statements. The procedures selected depend on the auditor's judgement, including the assessment of the risks of material misstatement of the financial statements, whether due to fraud or error. In making those risk assessments, the auditor considers internal control relevant to the entity's preparation of the financial statements in order to design audit procedures that are appropriate in the circumstances, but not for the purpose of expressing an opinion on the effectiveness of the entity's internal control. An audit also includes evaluating the appropriateness of accounting policies used and the reasonableness of accounting estimates made by management, as well as evaluating the overall presentation of the financial statements.
5. I believe that the audit evidence I have obtained is sufficient and appropriate to provide a basis for my audit opinion.

Opinion

6. In my opinion, the financial statements present fairly, in all material respects, the financial position of the Eastern Cape Department of Social Development and Special Programmes as at 31 March 2013, and its financial performance and cash flows for the year then ended in accordance with the Departmental financial framework reporting framework prescribed by the National Treasury and the requirements of the PFMA and DoRA.

Emphasis of matter

7. I draw attention to the matter below. My opinion is not modified in respect of this matter.

Restatement of corresponding figures

8. As disclosed on the statement of changes in net assets, the corresponding figures for the year ended 31 March 2012 have been restated as a result of an error only discovered during the year ended 31 March 2013.

Additional matter

9. I draw attention to the matter below. My opinion is not modified in respect of this matter.

Financial reporting framework

10. The Departmental financial reporting framework prescribed by the National Treasury and applied by the department is a compliance framework. The wording of our opinion on a compliance framework should reflect that the financial statements have been prepared in accordance with this framework and not that they "present fairly". Section 20(2)(a) of the PAA, however, requires me to express an opinion on the fair presentation of the financial statements. The wording of our opinion therefore reflects this requirement.

REPORT ON OTHER LEGAL AND REGULATORY REQUIREMENTS

11. In accordance with the PAA and the general notice issued in terms thereof, I report the following findings relevant to performance against predetermined objectives, compliance with laws and regulations and internal control, but not for the purpose of expressing an opinion.

Predetermined objectives

12. I performed procedures to obtain evidence about the usefulness and reliability of the information in the annual performance report as set out on pages 16 to 119 of the annual report.

13. The reported performance against predetermined objectives was evaluated against the overall criteria of usefulness and reliability. The usefulness of information in the annual performance report relates to whether it is presented in accordance with the National Treasury's annual reporting principles and whether the reported performance is consistent with the planned objectives. The usefulness of information further relates to whether indicators and targets are measurable (i.e. well defined, verifiable, specific, measurable and time bound) and relevant as required by the National Treasury *Framework for managing programme performance information*.

14. The reliability of the information in respect of the selected programmes is assessed to determine whether it adequately reflects the facts (i.e. whether it is valid, accurate and complete).

15. There were no material findings on the annual performance report concerning the usefulness and reliability of the information.

Additional matter

16. Although no material findings concerning the usefulness and reliability of the performance information were identified in the annual performance report, I draw attention to the matter below.

Achievement of planned targets

17. Of the total number of 233 targets planned for the year, 68 were not achieved during the year under review. This represents 29% of total planned targets that were not achieved during the year under review. Reasons for not achieving all the planned targets have been disclosed on

pages 32 to 119 of the annual report.

Compliance with laws and regulations

18. I performed procedures to obtain evidence that the department has complied with applicable laws and regulations regarding financial matters, financial management and other related matters. My findings on material non-compliance with specific matters in key applicable laws and regulations, as set out in the general notice issued in terms of the PAA, are as follows:

Annual financial statements, performance and annual report

19. The financial statements submitted for auditing were not prepared in accordance with the prescribed financial reporting framework as required by section 40(1)(b) of the PFMA.
20. Material misstatements of a current liability, recoverable revenue and a disclosure item identified by the auditors in the submitted financial statements were subsequently corrected, resulting in the financial statements receiving an unqualified audit opinion.

Procurement and contract management

21. Employees of the department performed remunerative work outside their employment in the department without written permission from the relevant authority as required by section 30 of the Public Service Act 1994 (Proclamation No.103 of 1994) as amended (PSA).

Human resource management and compensation

22. Employees were appointed without following a proper process to verify the claims made in their applications, in contravention of Public Service Regulation 1/VII/D.8.
23. The accounting officer did not ensure that all leave taken by employees was recorded accurately and in full as required by Public Service Regulation 1/V/F(b).

Management of transfers

24. The accounting officer of the department did not maintain appropriate measures to ensure that transfers to non-governmental organisations were used for their intended purposes, as required by Treasury Regulation 8.4.1

Internal control

25. I considered internal control relevant to my audit of the financial statements, the annual performance report and compliance with laws and regulations. The matters reported below under the fundamentals of internal control are limited to the significant deficiencies that resulted in the findings on compliance with laws and regulations included in this report.

Leadership

26. The oversight processes in place were insufficient as management did not perform regular reviews to identify control deficiencies with regard to supply chain management, human resource management and the monitoring of non-profit organisations.

Financial and performance management

27. Material misstatements were identified because of management's failure to adequately review the relevant records and financial statements throughout the year.
28. Management did not properly review and monitor the entity's compliance with laws and regulations, with the result that a number of instances of non-compliance were identified.

OTHER REPORTS

Investigations

29. Two investigations relating to possible supply chain management irregularities are being conducted. These investigations were still ongoing at the reporting date.

Auditor-General

East London

31 July 2013



AUDITOR - GENERAL
SOUTH AFRICA

Auditing to build public confidence

EASTERN CAPE DEPARTMENT OF SOCIAL DEVELOPMENT AND SPECIAL PROGRAMMES
VOTE 4
APPROPRIATION STATEMENT
for the year ended 31 March 2013

Appropriation per programme								2011/12	
2012/13									
APPROPRIATION STATEMENT	Adjusted Appropriation	Shifting of Funds	Virement	Final Appropriation	Actual Expenditure	Variance	Expenditure as % of final appropriation	Final Appropriation	Actual Expenditure
	R'000	R'000	R'000	R'000	R'000	R'000	%	R'000	R'000
1. ADMINISTRATION									
Current payment	328,585	-	(2,928)	325,657	319,071	6,586	98.0%	303,974	302,923
Transfers and subsidies	3,725	-	(1,108)	2,617	2,448	169	93.5%	1,666	1,596
Payment for capital assets	37,083	-	4,351	41,434	39,094	2,340	94.4%	34,302	30,201
Payment for financial assets	-	-	-	-	5,192	(5,192)		-	-
	369,393	-	315	369,708	365,805	3,903		339,942	334,720
2.SOCIAL WELFARE SERVICES									
Current payment	718,531	-	(10,892)	707,639	694,399	13,240	98.1%	639,688	643,799
Transfers and subsidies	430,632	-	(3,354)	427,278	421,787	5,491	98.7%	443,349	430,197
Payment for capital assets	30,173	-	10,892	41,065	39,703	1,362	96.7%	29,999	27,137
	1,179,336	-	(3,354)	1,175,982	1,155,889	20,093		1,113,036	1,101,133
3. DEVELOPMENT AND RESEARCH									
Current payment	200,545	-	(17,168)	183,377	180,357	3,020	98.4%	162,715	161,979
Transfers and subsidies	25,382	-	3,039	28,421	28,341	80	99.7%	91,947	90,622
Payment for capital assets	2,000	-	17,168	19,168	19,168	-	100.0%	2,000	1,830
	227,927	-	3,039	230,966	227,866	3,100		256,662	254,431
Subtotal	1,776,656	-	-	1,776,656	1,749,560	27,096	98.5%	1,709,640	1,690,284

EASTERN CAPE DEPARTMENT OF SOCIAL DEVELOPMENT AND SPECIAL PROGRAMMES
VOTE 4
APPROPRIATION STATEMENT
for the year ended 31 March 2013

Appropriation per programme continue									
APPROPRIATION STATEMENT	2012/13							2011/12	
	Adjusted Appropriation	Shifting of Funds	Virement	Final Appropriation	Actual Expenditure	Variance	Expenditure as % of final appropriation	Final Appropriation	Actual Expenditure
	R'000	R'000	R'000	R'000	R'000	R'000	%	R'000	R'000
Statutory Appropriation	R'000	R'000	R'000	R'000	R'000	R'000	%	R'000	R'000
Current payment	1, 652	-	-	1,652	1,652	-	100.0%	1,566	1,566
TOTAL	1,778,308	-	-	1,778,308	1,751,212	27,096	98.5%	1,711,206	1,691,850
TOTAL (brought forward)									
Reconciliation with statement of financial performance									
ADD									
Departmental receipts				6,847	-			4,637	-
Aid assistance				-	-			45	-
Actual amounts per statement of financial performance (total revenue)				1,785,155				1,715,888	
ADD									
Aid assistance					-				43
Actual amounts per statement of financial performance (total expenditure)					1,751,212				1,691,893

EASTERN CAPE DEPARTMENT OF SOCIAL DEVELOPMENT AND SPECIAL PROGRAMMES
VOTE 4
APPROPRIATION STATEMENT
for the year ended 31 March 2013

Appropriation per programme continue									
APPROPRIATION STATEMENT	2012/13							2011/12	
	Adjusted Appropriation	Shifting of Funds	Virement	Final Appropriation	Actual Expenditure	Variance	Expenditure as % of final appropriation	Final Appropriation	Actual Expenditure
	R'000	R'000	R'000	R'000	R'000	R'000	%	R'000	R'000
Current payments									
Compensation of employees	962,502	-	(14,683)	947,819	938,710	9,109	99.0%	840,836	840,752
Goods and services	285,159	-	(16,304)	268,855	255,116	13,739	94.9%	265,541	267,951
Transfers and subsidies									
Non-profit institutions	413,249	-	(3,354)	409,895	404,821	5,074	98.8%	407,686	403,080
Households	46,490	-	1,930	48,420	47,755	665	98.6%	129,276	119,334
Payments for capital assets									
Buildings and other fixed structures	44,165	-	-	44,165	41,298	2,867	93.5%	42,021	39,466
Machinery and equipment	20,638	-	32,411	53,049	52,279	770	98.5%	20,620	16,042
	4,453	-	-	4,453	4,389	64	98.6%	3,660	3,659
Payments for financial assets									
	-	-	-	-	5,192	(5,192)	-	-	-
Total	1,776,656	-	-	1,776,656	1,749,560	27,096	98.5%	1,709,640	1,690,284

EASTERN CAPE DEPARTMENT OF SOCIAL DEVELOPMENT AND SPECIAL PROGRAMMES
VOTE 4
APPROPRIATION STATEMENT
for the year ended 31 March 2013

Statutory Appropriation									
2012/13								2011/12	
Direct changes against the National/Provincial Revenue Fund	Adjusted Appropriation	Shifting of Funds	Virement	Final Appropriation	Actual Expenditure	Variance	Expenditure as % of final appropriation	Final Appropriation	Actual expenditure
	R'000	R'000	R'000	R'000	R'000	R'000	%	R'000	R'000
Member of executive committee / parliamentary officers	1,652	-	-	1,652	1,652	-	100.0%	1,566	1,566
Total	1,652	-	-	1,652	1,652	-	100.0%	1,566	1,566

EASTERN CAPE DEPARTMENT OF SOCIAL DEVELOPMENT AND SPECIAL PROGRAMMES
VOTE 4
APPROPRIATION STATEMENT
for the year ended 31 March 2013

Detail per programme 1 – Administration									
For the year ended 31 March 2013									
Detail per sub-programme	2012/13							2011/12	
	Adjusted Appropriation	Shifting of Funds	Virement	Final Appropriation	Actual Expenditure	Variance	Expenditure as % of final appropriation	Final Appropriation	Actual expenditure
	R'000	R'000	R'000	R'000	R'000	R'000	%	R'000	R'000
2.1 OFFICE OF THE MEC									
Current payment	5,166	-	-	5,166	4,981	185	96.4%	4,386	4,300
2.2 CORPORATE SERVICES									
Current payment	232,610	(401)	(5,568)	226,641	220,796	5,845	97.4%	220,663	219,781
Transfers and subsidies	3,725	-	(1,108)	2,617	2,448	169	93.5%	1,666	1,596
Payment for capital assets	37,083	-	4,351	41,434	39,094	2,340	94.4%	34,302	30,201
Payment for financial assets	-	-	-	-	5,192	(5,192)		-	-
2.3 DISTRICT MANAGEMENT									
Current payment	90,809	401	2,640	93,850	93,294	556	99.4%	78,925	78,842
Total	369,393	-	315	369,708	365,805	3,903	98.9%	339,942	334,720

EASTERN CAPE DEPARTMENT OF SOCIAL DEVELOPMENT AND SPECIAL PROGRAMMES
VOTE 4
APPROPRIATION STATEMENT
for the year ended 31 March 2013

2012/13								2011/12	
Program 1 Per Economic classification	Adjusted Appropriation	Shifting of Funds	Virement	Final Appropriation	Actual Expenditure	Variance	Expenditure as % of final appropriation	Final Appropriation	Actual expenditure
	R'000	R'000	R'000	R'000	R'000	R'000	%	R'000	R'000
Current payments									
Compensation of employees	224,885	-	(3,522)	221,363	221,120	243	99.9%	206,298	206,215
Goods and services	103,700	-	595	104,295	97,950	6,345	93.9%	97,676	96,709
Transfers and subsidies									
Households	3,725	-	(1,109)	2,616	2,448	168	93.6%	1,666	1,595
Payments for capital assets									
Buildings and other fixed structures	17,722	-	-	17,722	16,217	1,505	91.5%	16,866	16,087
Machinery and equipment	14,908	-	4,351	19,259	18,489	770	96.0%	13,776	10,455
Software and other intangible assets	4,453	-	-	4,453	4,389	64	98.6%	3,660	3,659
Payments for financial assets	-	-	-	-	5,192	(5,192)	-	-	-
Total	369,393	-	315	369,708	365,805	3,903	98.9%	339,942	334,720

EASTERN CAPE DEPARTMENT OF SOCIAL DEVELOPMENT AND SPECIAL PROGRAMMES
VOTE 4
APPROPRIATION STATEMENT
for the year ended 31 March 2013

Detail per programme 2 – Social Welfare Services For the year ended 31 March 2013									
Detail per sub-programme	2012/13							2011/12	
	Adjusted Appropriation	Shifting of Funds	Virement	Final Appropriation	Actual Expenditure	Variance	Expenditure as % of final appropriation	Final Appropriation	Actual expenditure
	R'000	R'000	R'000	R'000	R'000	R'000	%	R'000	R'000
2.1 PROFESSIONAL AND ADMINISTRATIVE SUPPORT									
Current payment	589,459	-	11,917	601,376	598,987	2,389	99.6%	551,621	555,956
Transfers and subsidies	7,000	-	-	7,000	6,682	318	95.5%	6,221	-
Payment for capital assets	30,173	-	10,892	41,065	39,703	1,362	96.7%	29,999	27,137
2.2 SUBSTANCE ABUSE, PREVENTION AND REHABILITATION									
Current payment	376	-	-	376	339	37	90.2%	357	328
Transfers and subsidies	8,089	-	(315)	7,774	7,718	56	99.3%	8,401	7,845
2.3 CARE AND SERVICES TO OLDER PERSONS									
Current payment	2,099	-	-	2,099	1,987	112	94.7%	1,852	1,816
Transfers and subsidies	91,968	-	(3,039)	88,929	88,365	564	99.4%	91,968	90,386
2.4 CRIME PREVENTION AND SUPPORT									
Current payment	73,317	-	(14,221)	59,096	55,090	4,006	93.2%	48,777	49,365
Transfers and subsidies	24,363	-	(1,285)	23,078	20,061	3,017	86.9%	21,162	19,999

EASTERN CAPE DEPARTMENT OF SOCIAL DEVELOPMENT AND SPECIAL PROGRAMMES
VOTE 4
APPROPRIATION STATEMENT
for the year ended 31 March 2013

Detail per programme 2 – Social Welfare Services continue For the year ended 31 March 2013									
Detail per sub-programme	2012/13							2011/12	
	Adjusted Appropriation	Shifting of Funds	Virement	Final Appropriation	Actual Expenditure	Variance	Expenditure as % of final appropriation	Final Appropriation	Actual expenditure
	R'000	R'000	R'000	R'000	R'000	R'000	%	R'000	R'000
2.5 SERVICES TO THE PERSONS WITH DISABILITIES									
Current payment	1,346	-	-	1,346	1,327	19	98.6%	1,374	1,016
Transfers and subsidies	32,687	-	-	32,687	32,523	164	99.5%	30,645	30,117
2.6 CHILD CARE AND PROTECTION SERVICES									
Current payment	45,554	-	(8,588)	36,966	30,848	6,118	83.4%	29,740	30,522
Transfers and subsidies	197,385	-	1,285	198,670	198,601	69	100.0%	210,207	210,207
2.7 VICTIM EMPOWERMENT									
Current payment	158	-	-	158	111	47	70.3%	150	129
Transfers and subsidies	8,896	-	-	8,896	8,634	262	97.1%	8,900	8,303
2.8 HIV AND AIDS									
Current payment	5,490	-	-	5,490	5,174	316	94.2%	5,517	4,448
Transfers and subsidies	41,824	-	-	41,824	41,233	591	98.6%	42,009	41,829
2.9 SOCIAL RELIEF									
Current payment	417	-	-	417	294	123	70.5%	-	-
Transfers and subsidies	10,675	-	-	10,675	10,258	417	96.1%	13,092	11,199

EASTERN CAPE DEPARTMENT OF SOCIAL DEVELOPMENT AND SPECIAL PROGRAMMES
VOTE 4
APPROPRIATION STATEMENT
for the year ended 31 March 2013

Detail per programme 2 – Social Welfare Services continue For the year ended 31 March 2013									
Detail per sub-programme	2012/13							2011/12	
	Adjusted Appropriation	Shifting of Funds	Virement	Final Appropriation	Actual Expenditure	Variance	Expenditure as % of final appropriation	Final Appropriation	Actual expenditure
	R'000	R'000	R'000	R'000	R'000	R'000	%	R'000	R'000
2.10 CARE AND SUPPORT SERVICES TO FAMILIES									
Current payment	315	-	-	315	242	73	76.8%	300	219
Transfers and subsidies	7,745	-	-	7,745	7,712	33	99.6%	10,744	10,312
Total	1,179,336	-	(3,354)	1,175,982	1,155,889	20,093	98.3%	1,113,036	1,101,133

EASTERN CAPE DEPARTMENT OF SOCIAL DEVELOPMENT AND SPECIAL PROGRAMMES
VOTE 4
APPROPRIATION STATEMENT
for the year ended 31 March 2013

Program 2 Per Economic classification	2012/13							2011/12	
	Adjusted Appropriation	Shifting of Funds	Virement	Final Appropriation	Actual Expenditure	Variance	Expenditure as % of final appropriation	Final Appropriation	Actual expenditure
	R'000	R'000	R'000	R'000	R'000	R'000	%	R'000	R'000
Current payments									
Compensation of employees	589,869	-	(11,161)	578,708	571,396	7,312	98.7%	519,353	519,352
Goods and services	128,662	-	269	128,931	123,003	5,928	95.4%	120,335	124,448
Transfers and subsidies to:									
Non-profit institutions	413,249	-	(3,354)	409,895	404,821	5,074	98.8%	407,686	403,080
Households	17,383	-	-	17,383	16,966	417	97.6%	35,663	27,117
Payment for capital assets									
Buildings and other fixed structures	26,443	-	-	26,443	25,081	1,362	94.8%	25,155	23,379
Machinery and equipment	3,730	-	10,892	14,622	14,622	-	100.0%	4,844	3,757
Total	1,179,336	-	(3,354)	1,175,982	1,155,889	20,093	98.3%	1,113,036	1,101,133

EASTERN CAPE DEPARTMENT OF SOCIAL DEVELOPMENT AND SPECIAL PROGRAMMES
VOTE 4
APPROPRIATION STATEMENT
for the year ended 31 March 2013

Detail per programme 3 – Development and Research For the year ended 31 March 2013									
Detail per sub-programme	2012/13							2011/12	
	Adjusted Appropriation	Shifting of Funds	Virement	Final Appropriation	Actual Expenditure	Variance	Expenditure as % of final appropriation	Final Appropriation	Actual expenditure
	R'000	R'000	R'000	R'000	R'000	R'000	%	R'000	R'000
3.1 PROFESSIONAL AND ADMINISTRATIVE SUPPORT									
Current payment	157,273	-	(26,059)	131,214	129,451	1,763	98.7%	118,686	117,950
Payment for capital assets	2,000	-	17,168	19,168	19,168	-	100.0%	2,000	1,830
3.2 YOUTH DEVELOPMENT									
Current payment	22,342	-	8,891	31,233	31,047	186	99.4%	24,486	24,486
Transfers and subsidies	5,216	-	(250)	4,966	4,887	79	98.4%	16,624	16,274
3.3 SUSTAINABLE LIVELIHOOD									
Current payment	9,860	-	(1,415)	8,445	8,295	150	98.2%	8,967	8,967
Transfers and subsidies	20,166	-	3,289	23,455	23,454	1	100.0%	75,323	74,348
3.4 INSTITUTIONAL CAPACITY BUILDING AND SUPPORT									
Current payment	6,910	-	-	6,910	6,532	378	94.5%	7,110	7,110
3.5 RESEARCH AND DEMOGRAPHY									
Current payment	1,948	-	1,682	3,630	3,630	-	100.0%	2,622	2,622
3.6 POPULATION CAPACITY DEVELOPMENT AND ADVOCACY									
Current payment	2,212	-	(267)	1,945	1,402	543	72.1%	844	844
Total	227,927	-	3,039	230,966	227,866	3,100	98.7%	256,662	254,431

EASTERN CAPE DEPARTMENT OF SOCIAL DEVELOPMENT AND SPECIAL PROGRAMMES
VOTE 4
APPROPRIATION STATEMENT
for the year ended 31 March 2013

Programme3 Per Economic classification	2012/13							2011/12	
	Adjusted Appropriation	Shifting of Funds	Virement	Final Appropriation	Actual Expenditure	Variance	Expenditure as % of final appropriation	Final Appropriation	Actual expenditure
	R'000	R'000	R'000	R'000	R'000	R'000	%	R'000	R'000
Current payments									
Compensation of employees	147,748	-	-	147,748	146,194	1,554	98.9%	115,185	115,185
Goods and services	52,797	-	(17,168)	35,629	34,163	1,466	95.9%	47,530	46,794
Transfers and subsidies to:									
Households	25,382	-	3,039	28,421	28,341	80	99.7%	91,947	90,622
Payment for capital assets									
Machinery and equipment	2,000	-	17,168	19,168	19,168	-	100.0%	2,000	1,830
Total	227,927	-	3,039	230,966	227,866	3,100	98.7%	256,662	254,431

EASTERN CAPE DEPARTMENT OF SOCIAL DEVELOPMENT AND SPECIAL PROGRAMMES
VOTE 4
NOTE TO APPROPRIATION STATEMENT
for the year ended 31 March 2013

1. Detail of transfers and subsidies as per Appropriation Act (after Virement):

Detail of these transactions can be viewed in the note on Transfers and subsidies, disclosure notes and Annexure 1 (A-H) to the Annual Financial Statements.

2. Detail of specifically and exclusively appropriated amounts voted (after Virement):

Detail of these transactions can be viewed in note 1 (Annual Appropriation) to the Annual Financial Statements.

3. Detail on payments for financial assets

Detail of these transactions per programme can be viewed in the note on Payments for financial assets to the Annual Financial Statements.

4. Explanations of material variances from Amounts Voted (after Virement):

4.1 Per programme	Final Appropriation	Actual Expenditure	Variance R'000	Variance as a % of Final Appropriation
Administration	369,708	365,805	3,903	1%
Social Welfare Services	1,175,982	1,155,889	20,093	2%
Development and Research	230,966	227,866	3,100	1%

EASTERN CAPE DEPARTMENT OF SOCIAL DEVELOPMENT AND SPECIAL PROGRAMMES
VOTE 4
NOTE TO APPROPRIATION STATEMENT
for the year ended 31 March 2013

4.2 Per economic classification	Final Appropriation	Actual Expenditure	Variance	Variance as a % of Final Appropriation
	R'000	R'000	R'000	R'000
Current payments				
Compensation of employees	947,819	938,710	9,109	1%
Goods and services	268,855	255,116	13,739	5%
Transfers and subsidies				
Non-profit institutions	409,895	404,821	5,074	1%
Households	48,420	47,755	665	1%
Payments for capital assets				
Buildings and other fixed structures	44,165	41,298	2,867	6%
Machinery and equipment	53,049	52,279	770	1%
Software and other intangible assets	4,453	4,389	64	1%
Payments for financial assets		5,192	(5,192)	0%

The under spending is due to the delays in the filling of attrition posts, savings in the payment of performance bonuses to levels below 13, improvement in the conditions of services for the senior management as well as their performance bonuses was only paid in April 2013.

The under spending on goods and services was mainly due to the late submission of invoices for contractual obligations.

An under spending on transfers is due to the delays in the submission of claims by NGO's. Some of the institutions did not meet the 50% requirement in order to qualify for second tranche payments.

Under spending under infrastructure was due to the following reasons:

Burgersdorp secure care centre, a contractor under performance and labour disputes.

Libode service office, the delay was as a result of the site disputes (the contractor was awarded a contract and when arrived on site, the site dispute arose).

Under spending under Machinery and equipment was due to the fact that SITA was contracted for the procurement of IT equipment and did not perform as expected.

The Department had balances that were not moving on its debts account which relates to people who are deceased and elderly people over the age of 60 years.

4.3 Per conditional grant	Final Appropriation	Actual Expenditure	Variance	Variance as a % of Final Appropriation
	R'000	R'000	R'000	R'000
Extended Public Works Programmes (EPWP)	6,708	6,708	-	0%

This is the Conditional Grant that was granted for creation of job opportunities.

EASTERN CAPE DEPARTMENT OF SOCIAL DEVELOPMENT AND SPECIAL PROGRAMMES
VOTE 4
STATEMENT OF FINANCIAL PERFORMANCE
for the year ended 31 March 2013

PERFORMANCE	Note	2012/13 R'000	2011/12 R'000
REVENUE			
Annual appropriation	1	1,776,656	1,709,640
Statutory appropriation	2	1,652	1,566
Departmental revenue	3	6,847	4,637
Aid assistance	4	-	45
TOTAL REVENUE		1,785,155	1,715,888
EXPENDITURE			
Current expenditure			
Compensation of employees	5	940,362	842,318
Goods and services	6	255,116	267,951
Aid assistance	4	-	43
Total current expenditure		1,195,478	1,110,312
Transfers and subsidies			
Transfers and subsidies	8	452,576	522,414
Total transfers and subsidies		452,576	522,414
Expenditure for capital assets			
Tangible capital assets	9	93,577	55,508
Software and other intangible assets	9	4,389	3,659
Total expenditure for capital assets		97,966	59,167
Payments for financial assets	7	5,192	-
TOTAL EXPENDITURE		1,751,212	1,691,893
SURPLUS FOR THE YEAR		33,943	23,995
 Reconciliation of Net Surplus for the year			
Voted funds		27,096	19,356
Departmental revenue	14	6,847	4,637
Aid assistance	4	-	2
SURPLUS FOR THE YEAR		33,943	23,995

EASTERN CAPE DEPARTMENT OF SOCIAL DEVELOPMENT AND SPECIAL PROGRAMMES
VOTE 4
STATEMENT OF FINANCIAL POSITION
as at 31 March 2013

POSITION	Note	2012/13	2011/12
		R'000	R'000
ASSETS			
Current assets		29,701	40,907
Cash and cash equivalents	<u>11</u>	733	1,912
Receivables	<u>12</u>	28,968	38,995
		<hr/>	<hr/>
TOTAL ASSETS		29,701	40,907
LIABILITIES			
Current liabilities		5 772	10 878
Voted funds to be surrendered to the Revenue Fund	<u>13</u>	(61,283)	(52,276)
Departmental revenue to be surrendered to the Revenue Fund	<u>14</u>	(17,133)	(21,289)
Payables	<u>15</u>	84 186	84 441
Aid assistance unutilised	<u>6</u>	2	2
		<hr/>	<hr/>
TOTAL LIABILITIES		5 772	10 878
		<hr/>	<hr/>
NET ASSETS		23 929	30 029
Represented by:			
Recoverable revenue		23 929	30 029
TOTAL		23 929	30 029

EASTERN CAPE DEPARTMENT OF SOCIAL DEVELOPMENT AND SPECIAL PROGRAMMES
VOTE 4
STATEMENT OF CHANGE IN NET ASSET
for the year ended 31 March 2013

NET ASSETS	Note	2012/13	2011/12
		R'000	R'000
Recoverable revenue			
Opening balance		30 029	30 029
Transfers:		(6,100)	-
Irrecoverable amounts written off		(4,928)	-
Debts revised		(644)	-
Debts recovered (included in departmental receipts)		(1,957)	-
Debts raised		1,429	-
Closing balance		23 929	30 029
TOTAL		23 929	30 029

The R30 million reflected above was classified as a payable in the prior year under the statement of financial position and has been reclassified to ensure consistency under the statement of net changes in assets.

EASTERN CAPE DEPARTMENT OF SOCIAL DEVELOPMENT AND SPECIAL PROGRAMMES
VOTE 4
CASH FLOW STATEMENT
for the year ended 31 March 2013

CASH FLOW	Note	2012/13 R'000	2011/12 R'000
CASH FLOWS FROM OPERATING ACTIVITIES			
Receipts		1,750,473	1,675,344
Annual appropriated funds received	<u>1.1</u>	1,740,553	1,667,487
Statutory appropriated funds received	<u>2</u>	1,652	1,566
Departmental revenue received	<u>3</u>	8,268	6,246
Aid assistance received	<u>6</u>	-	45
Net (increase)/decrease in working capital		9,772	4,437
Surrendered to Revenue Fund		(4,112)	(5,294)
Current payments		(1,195,478)	(1,110,312)
Payments for financial assets		(5,192)	-
Transfers and subsidies paid		(452,576)	(522,414)
Net cash flow available from operating activities	16	102,887	41,761
CASH FLOWS FROM INVESTING ACTIVITIES			
Payments for capital assets	<u>12</u>	(97,966)	(59,167)
Net cash flows from investing activities		(97,966)	(59,167)
CASH FLOWS FROM FINANCING ACTIVITIES			
Increase/(decrease) in net assets		(6,100)	-
Net cash flows from financing activities		(6,100)	-
Net increase/(decrease) in cash and cash equivalents		(1,179)	(17,406)
Cash and cash equivalents at beginning of period		1,912	19,318
Cash and cash equivalents at end of period	17	733	1,912

EASTERN CAPE DEPARTMENT OF SOCIAL DEVELOPMENT AND SPECIAL PROGRAMMES
VOTE 4
ACCOUNTING POLICIES
for the year ended 31 March 2013

The Financial Statements have been prepared in accordance with the following policies, which have been applied consistently in all material aspects, unless otherwise indicated. However, where appropriate and meaningful, additional information has been disclosed to enhance the usefulness of the Financial Statements and to comply with the statutory requirements of the Public Finance Management Act, Act 1 of 1999 (as amended by Act 29 of 1999), and the Treasury Regulations issued in terms of the Act and the Division of Revenue Act, Act 1 of 2010.

1. Presentation of the Financial Statements

1.1 Basis of preparation

The financial statements have been prepared on a modified cash basis of accounting.

Under this basis, the effects of transactions and other events are recognised in the financial records when the **resulting cash is received or paid**. The "modification" results from the recognition of certain near-cash balances in the financial statements as well as the revaluation of foreign investments and loans and the recognition of resulting revaluation gains and losses.

In addition supplementary information is provided in the disclosure notes to the financial statements where it is deemed to be useful to the users of the financial statements.

1.2 Presentation currency

All amounts have been presented in the currency of the South African Rand (R) which is also the functional currency of the department.

1.3 Rounding

Unless otherwise stated all financial figures have been rounded to the nearest one thousand Rand (R'000).

1.4 Comparative figures

Prior period comparative information has been presented in the current year's financial statements. Where necessary figures included in the prior period financial statements have been reclassified to ensure that the format in which the information is presented is consistent with the format of the current year's financial statements.

1.5 Comparative figures - Appropriation Statement

A comparison between actual amounts and final appropriation per major classification of expenditure is included in the Appropriation Statement.

EASTERN CAPE DEPARTMENT OF SOCIAL DEVELOPMENT AND SPECIAL PROGRAMMES
VOTE 4
NOTE TO APPROPRIATION STATEMENT
for the year ended 31 March 2013

2 Revenue

2.1 Appropriated funds

Appropriated funds comprises of departmental allocations as well as direct charges against revenue fund (i.e. statutory appropriation).

Appropriated funds are recognised in the financial records on the date the appropriation becomes effective. Adjustments made in terms of the adjustments budget process are recognised in the financial records on the date the adjustments become effective.

Unexpended appropriated funds are surrendered to the National/Provincial Revenue Fund. Any amounts owing to the National/Provincial Revenue Fund at the end of the financial year are recognised as payable in the statement of financial position.

Any amount due from the National/Provincial Revenue Fund at the end of the financial year is recognised as a receivable in the statement of financial position.

2.2 Departmental revenue

All departmental revenue is recognised in the statement of financial performance when received and is subsequently paid into the National/Provincial Revenue Fund, unless stated otherwise.

Any amount owing to the National/Provincial Revenue Fund at the end of the financial year is recognised as a payable in the statement of financial position.

No accrual is made for amounts receivable from the last receipt date to the end of the reporting period. These amounts are however disclosed in the disclosure notes to the annual financial statements.

2.3 Aid assistance

Aids assistance is recognised as revenue when received

All in-kind aid assistance is disclosed at fair value on the date of receipt in the annexures to the Annual Financial Statements

The cash payments made during the year relating to aid assistance projects are recognised as expenditure in the statement of financial performance when final authorisation for payments is effected on the system (by no later than 31 March of each year)

The value of the assistance expensed prior to the receipt of funds is recognised as a receivable in the statement of financial position.

Inappropriately expensed amounts using aid assistance and any unutilised amounts are recognised as payables in the statement of financial position.

All CARA funds received must be recorded as revenue when funds are received. The cash payments made during the year relating to CARA earmarked projects are recognised as expenditure in the statement of financial performance when final authorisation for payments effected on the system (by no later than 31 March of each year)

Inappropriately expensed amounts using CARA funds are recognised as payables in the statement of financial position. Any unutilised amounts are transferred to retained funds as they are not surrendered to the revenue fund.

EASTERN CAPE DEPARTMENT OF SOCIAL DEVELOPMENT AND SPECIAL PROGRAMMES
VOTE 4
NOTE TO APPROPRIATION STATEMENT
for the year ended 31 March 2013

3. Expenditure

3.1 Compensation of employees

3.1.1 Salaries and wages

Salaries and wages are expensed in the statement of financial performance when the final authorisation for payment is effected on the system (by no later than 31 March of each year).

Other employee benefits that give rise to a present legal or constructive obligation are disclosed

in the disclosure notes to the financial statements at its face value and are not recognised in the statement of financial performance or position.

Employee costs are capitalised to the cost of a capital project when an employee spends more than 50% of his/her time on the project. These payments form part of expenditure for capital assets in the statement of financial performance.

3.1.2 Social contributions

Employer contributions to post employment benefit plans in respect of current employees are expensed in the statement of financial performance when the final authorisation for payment is effected on the system (by no later than 31 March of each year).

No provision is made for retirement benefits in the financial statements of the department. Any potential liabilities are disclosed in the financial statements of the National Revenue Fund and not in the financial statements of the employer department.

Employer contributions made by the department for certain of its ex-employees (such as medical benefits) are classified as transfers to households in the statement of financial performance.

3.2 Goods and services

Payments made during the year for goods and/or services are recognised as an expense in the statement of financial performance when the final authorisation for payment is effected on the system (by no later than 31 March of each year).

The expense is classified as capital if the goods and/or services were acquired for a capital project or if the total purchase price exceeds the capitalisation threshold (currently R5, 000). All other expenditures are classified as current.

Rental paid for the use of buildings or other fixed structures is classified as goods and services and not as rent on land.

3.3 Payments for financial assets

Debts are written off when identified as irrecoverable. Debts written-off are limited to the amount of savings and/or under spending of appropriated funds. The write off occurs at year-end or when funds are available. No provision is made for irrecoverable amounts but an estimate is included in the disclosure notes to the financial statements.

All other losses are recognised when authorisation has been granted for the recognition thereof.

EASTERN CAPE DEPARTMENT OF SOCIAL DEVELOPMENT AND SPECIAL PROGRAMMES
VOTE 4
NOTE TO APPROPRIATION STATEMENT
for the year ended 31 March 2013

3.4 Transfers and subsidies

Transfers and subsidies are recognised as an expense when the final authorisation for payment is effected on the system (by no later than 31 March of each year).

3.5 Unauthorised expenditure

When confirmed unauthorised expenditure is recognised as an asset in the statement of financial position until such time as the expenditure is either approved by the relevant authority, recovered from the responsible person or written off as irrecoverable in the statement of financial performance.

Unauthorised expenditure approved with funding is derecognised from the statement of financial position when the unauthorised expenditure is approved and the related funds are received.

Where the amount is approved without funding it is recognised as expenditure in the statement of financial performance on the date stipulated in the Act.

3.6 Fruitless and wasteful expenditure

Fruitless and wasteful expenditure is recognised as expenditure in the statement of financial performance according to the nature of the payment and not as a separate line item on the face of the statement. If the expenditure is recoverable it is treated as an asset until it is recovered from the responsible person or written off as irrecoverable in the statement of financial performance.

3.7 Irregular expenditure

Irregular expenditure is recognised as expenditure in the statement of financial performance. If the expenditure is not condoned by the relevant authority it is treated as an asset until it is recovered or written off as irrecoverable.

4. Assets

4.1 Cash and cash equivalents

Cash and cash equivalents are carried in the statement of financial position at cost.

Bank overdrafts are shown separately on the face of the statement of financial position.

For the purposes of the cash flow statement, cash and cash equivalents comprise cash on hand, deposits held, other short-term highly liquid investments and bank overdrafts.

4.2 Prepayments and advances

Amounts prepaid or advanced are recognised in the statement of financial position when the payments are made and are derecognised as and when the goods/services are received or the funds are utilised.

Prepayments and advances outstanding at the end of the year are carried in the statement of financial position at cost.

EASTERN CAPE DEPARTMENT OF SOCIAL DEVELOPMENT AND SPECIAL PROGRAMMES
VOTE 4
NOTE TO APPROPRIATION STATEMENT
for the year ended 31 March 2013

4.3 Receivables

Receivables included in the statement of financial position arise from cash payments made that are recoverable from another party (including departmental employees) and are derecognised upon recovery or write-off.

Receivables outstanding at year-end are carried in the statement of financial position at cost plus any accrued interest. Amounts that are potentially irrecoverable are included in the disclosure notes.

4.4 Inventory

Inventories that qualify for recognition must be initially reflected at cost. Where inventories are acquired at no cost, or for nominal consideration, their cost shall be their fair value at the date of acquisition.

All inventory items at year-end are reflected using the weighted average cost or FIFO cost formula.

4.5 Capital assets

4.5.1 Movable assets

Initial recognition

A capital asset is recorded in the asset register on receipt of the item at cost. Cost of an asset is defined as the total cost of acquisition. Where the cost cannot be determined accurately, the movable capital asset is stated at fair value. Where fair value cannot be determined, the capital asset is included in the asset register at R1.

All assets acquired prior to 1 April 2002 are included in the register R1.

Subsequent recognition

Subsequent expenditure of a capital nature is recorded in the statement of financial performance as "expenditure for capital assets" and is capitalised in the asset register of the department on completion of the project.

Repairs and maintenance is expensed as current "goods and services" in the statement of financial performance.

4.5.2 Immovable assets

Initial recognition

A capital asset is recorded on receipt of the item at cost. Cost of an asset is defined as the total cost of acquisition. Where the cost cannot be determined accurately, the immovable capital asset is stated at R1 unless the fair value for the asset has been reliably estimated.

Subsequent recognition

Work-in-progress of a capital nature is recorded in the statement of financial performance as "expenditure for capital assets". On completion, the total cost of the project is included in the asset register of the department that is accountable for the asset.

Repairs and maintenance is expensed as current "goods and services" in the statement of financial performance.

EASTERN CAPE DEPARTMENT OF SOCIAL DEVELOPMENT AND SPECIAL PROGRAMMES
VOTE 4
NOTE TO APPROPRIATION STATEMENT
for the year ended 31 March 2013

4.5.3 Intangible assets

Initial recognition

An intangible asset is recorded in the asset register on receipt of the item at cost. Cost of an intangible asset is defined as the total cost of acquisition. Where the cost cannot be determined accurately, the intangible asset is stated at fair value. Where fair value cannot be determined, the intangible asset is included in the asset register at R1.

All intangible assets acquired prior to 1 April 2002 can be included in the asset register at R1.*

Subsequent expenditure

Subsequent expenditure of a capital nature is recorded in the statement of financial performance as "expenditure for capital asset" and is capitalised in the asset register of the department.

Maintenance is expensed as current "goods and services" in the statement of financial performance.

5. Liabilities

5.1 Payables

Recognised payables mainly comprise of amounts owing to other governmental entities. These payables are carried at cost in the statement of financial position.

5.2 Contingent liabilities

Contingent liabilities are included in the disclosure notes to the financial statements when it is possible that economic benefits will flow from the department, or when an outflow of economic benefits or service potential is probable but cannot be measured reliably.

5.3 Contingent assets

Contingent assets are included in the disclosure notes to the financial statements when it is probable that an inflow of economic benefits will flow to the entity.

5.4 Commitments

Commitments are not recognised in the statement of financial position as a liability or as expenditure in the statement of financial performance but are included in the disclosure notes.

5.5 Accruals

Accruals are not recognised in the statement of financial position as a liability or as expenditure in the statement of financial performance but are included in the disclosure notes.

EASTERN CAPE DEPARTMENT OF SOCIAL DEVELOPMENT AND SPECIAL PROGRAMMES
VOTE 4
NOTE TO APPROPRIATION STATEMENT
for the year ended 31 March 2013

5.6 Employee benefits

Short-term employee benefits that give rise to a present legal or constructive obligation are disclosed in the disclosure notes to the financial statements. These amounts are not recognised in the statement of financial performance or the statement of financial position.

5.7 Lease commitments

Finance lease

Finance leases are not recognised as assets and liabilities in the statement of financial position. Finance lease payments are recognised as a capital expense in the statement of financial performance and are not apportioned between the capital and the interest portions. The total finance lease payment is disclosed in the disclosure notes to the financial statements.

Operating lease

Operating lease payments are recognised as an expense in the statement of financial performance. The operating lease commitments are disclosed in the disclosure notes to the financial statement.

5.8 Impairment

The department tests for impairment where there is an indication that a receivable, loan or investment may be impaired. An assessment of whether there is an indication of possible impairment is done at each reporting date. An estimate is made for doubtful loans and receivables based on a review of all outstanding amounts at year-end. Impairments on investments are calculated as being the difference between the carrying amount and the present value of the expected future cash flows / service potential flowing from the instrument.

6. Receivables for departmental revenue

Receivables for departmental revenue are disclosed in the disclosure notes to the annual financial statements. These receivables are written off when identified as irrecoverable and are disclosed separately.

7. Net Assets

1.1 Recoverable revenue

Amounts are recognised as recoverable revenue when a payment made in a previous financial year becomes recoverable from a debtor in the current financial year. Amounts are either transferred to the National/Provincial Revenue Fund when recovered or are transferred to the statement of financial performance when written-off.

8. Related party transactions

Specific information with regards to related party transactions is included in the disclosure notes.

9. Key management personnel

Compensation paid to key management personnel including their family members where relevant, is included in the disclosure notes.

EASTERN CAPE DEPARTMENT OF SOCIAL DEVELOPMENT AND SPECIAL PROGRAMMES
VOTE 4
NOTES TO THE ANNUAL FINANCIAL STATEMENTS
for the year ended 31 March 2013

1. Annual Appropriation

1.1 Annual Appropriation

Included are funds appropriated in terms of the Appropriation Act (and the Adjustments Appropriation Act) for National Departments (Voted funds) and Provincial Departments:

	2012/13		2011/12	
	Final Appropriation	Actual Funds Received	Funds not requested/ not received	Appropriation received
	R'000	R'000	R'000	R'000
ADMINISTRATION	369,708	365,805	3,903	330,206
SOCIAL WELFARE SERVICES	1,175,982	1,146,882	29,100	1,086,282
DEVELOPMENT AND RESEARCH	230,966	227,866	3,100	250,999
Total	1,776,656	1,740,553	36,103	1,667,487

The Department, did not spend an amount of R27 million of its allocated budget. The Department had savings under Goods and Services which were used to write-off debtors amounting to R 5 million. It should also be noted that the Department had an opening Bank balance of R2 million.

1.2 Conditional grants

	Note	2012/13	2011/12
		R'000	R'000
Total grants received	31	6,708	5,606
Provincial grants included in Total Grants received		6,708	5,606

EASTERN CAPE DEPARTMENT OF SOCIAL DEVELOPMENT AND SPECIAL PROGRAMMES
VOTE 4
NOTES TO THE ANNUAL FINANCIAL STATEMENTS
for the year ended 31 March 2013

2. Statutory Appropriation

	2012/13	2011/12
	R'000	R'000
Member of executive committee/parliamentary officers	1,652	1,566
Judges and magistrates salaries		
Total	1,652	1,566
Actual Statutory Appropriation received	1,652	1,566

3. Departmental revenue

	Note	2012/13	2011/12
		R'000	R'000
Sales of goods and services other than capital assets	3.1	1,875	1,641
Interest, dividends and rent on land	3.2	55	37
Transactions in financial assets and liabilities	3.3	6,338	4,568
Total revenue collected		8,268	6,246
Less: Own revenue included in appropriation	14	1,421	1,609
Departmental revenue collected		6,847	4,637

3.1 Sales of goods and services other than capital assets

	Note	2012/13	2011/12
		R'000	R'000
Sales of goods and services produced by the department	3	1,853	1,635
Sales by market establishment		95	86
Other sales		1,758	1,549
Sales of scrap, waste and other used current goods		22	6
Total		1,875	1,641

3.2 Interest, dividends and rent on land

	Note	2012/13	2011/12
		R'000	R'000
Interest	3	55	37
Total		55	37

3.3 Transactions in financial assets and liabilities

	Note	2012/13	2011/12
		R'000	R'000
Receivables	3	6,518	3,856
Other Receipts including Recoverable Revenue		(180)	712
Total		6,338	4,568

EASTERN CAPE DEPARTMENT OF SOCIAL DEVELOPMENT AND SPECIAL PROGRAMMES
VOTE 4
NOTES TO THE ANNUAL FINANCIAL STATEMENTS
for the year ended 31 March 2013

4. Aid assistance

4.1 Aid assistance received in cash from other sources

	2012/13 R'000	2011/12 R'000
Local		
Opening Balance	2	-
Revenue	-	45
Expenditure	-	(43)
Current	-	(43)
Closing Balance	2	2

4.2 Total assistance

	2012/13 R'000	2011/12 R'000
Opening Balance	2	-
Revenue	-	45
Expenditure	-	(43)
Current	-	(43)
Closing Balance	2	2

4.3 Analysis of balance

	2012/13 R'000	2011/12 R'000
Aid assistance unutilised	2	2
Other sources	2	2
Closing balance	2	2

5. Compensation of employees

5.1 Salaries and Wages

	2012/13 R'000	2011/12 R'000
Basic salary	660,537	599,610
Performance award	5,101	12,766
Service Based	520	631
Compensative/circumstantial	2,094	3,313
Other non-pensionable allowances	119,353	101,724
Total	787,605	718,044

EASTERN CAPE DEPARTMENT OF SOCIAL DEVELOPMENT AND SPECIAL PROGRAMMES
VOTE 4
NOTES TO THE ANNUAL FINANCIAL STATEMENTS
for the year ended 31 March 2013

5.2 Social contributions

	Note	2012/13	2011/12
		R'000	R'000
Employer contributions			
Pension		82,317	75,606
Medical		70,315	48,554
Bargaining council		125	114
Total		152,757	124,274
Total compensation of employees		940,362	842,318
Average number of employees		3,914	4,076

6. Goods and services

	Note	2012/13	2011/12
		R'000	R'000
Administrative fees		76	84
Advertising		1,892	1,998
Assets less than R5,000	6.1	3,664	7,918
Bursaries (employees)		485	366
Catering		7,017	6,217
Communication		34,512	31,003
Computer services	6.2	25,794	24,261
Consultants, contractors and agency/outsourced services	6.3	24,274	12,818
Audit cost – external	6.4	7,114	6,974
Fleet services		1,008	-
Inventory	6.5	8,006	7,774
Operating leases		20,218	75,182
Property payments	6.6	70,550	49,670
Travel and subsistence	6.7	37,100	32,599
Venues and facilities		2,977	3,049
Training and staff development		3,638	4,146
Other operating expenditure	6.8	6,791	3,892
Total		255,116	267,951

EASTERN CAPE DEPARTMENT OF SOCIAL DEVELOPMENT AND SPECIAL PROGRAMMES
VOTE 4
NOTES TO THE ANNUAL FINANCIAL STATEMENTS
for the year ended 31 March 2013

6.1 Assets less than R5,000

	Note	2012/13	2011/12
		R'000	R'000
Tangible assets	6		
Machinery and equipment		3,664	7,918
Total		<u>3,664</u>	<u>7,918</u>

6.2 Computer services

	Note	2012/13	2011/12
		R'000	R'000
SITA computer services	6	23,340	24,261
External computer service providers		2,454	-
Total		<u>25,794</u>	<u>24,261</u>

6.3 Consultants, contractors and agency/outsourced services

	Note	2012/13	2011/12
		R'000	R'000
Business and advisory services	6	6,274	7,866
Legal costs		12,422	167
Contractors		160	254
Agency and support/outsourced services		5,418	4,531
Total		<u>24,274</u>	<u>12,818</u>

6.4 Audit cost – External

	Note	2012/13	2011/12
		R'000	R'000
Regularity audits	6	7,114	6,974
Total		<u>7,114</u>	<u>6,974</u>

6.5 Inventory

	Note	2012/13	2011/12
		R'000	R'000
Learning and teaching support material	6	9	3
Food and food supplies		274	415
Fuel, oil and gas		71	52
Other consumables		1,449	1,275
Materials and supplies		421	173
Stationery and printing		5,515	5,669
Medical supplies		209	130
Medicine		58	57
Total		<u>8,006</u>	<u>7,774</u>

EASTERN CAPE DEPARTMENT OF SOCIAL DEVELOPMENT AND SPECIAL PROGRAMMES
VOTE 4
NOTES TO THE ANNUAL FINANCIAL STATEMENTS
for the year ended 31 March 2013

6.6 Property payments

	Note	2012/13	2011/12
		R'000	R'000
Municipal services	6	6,117	20,285
Other		64,433	29,385
Total		70,550	49,670

6.7 Travel and subsistence

	Note	2012/13	2011/12
		R'000	R'000
Local	6	36,429	32,500
Foreign		671	99
Total		37,100	32,599

6.8 Other operating expenditure

	Note	2012/13	2011/12
		R'000	R'000
Professional bodies, membership & subscription	6	-	9
Resettlement costs		2,894	1,014
Other		3,897	2,869
Total		6,791	3,892

7. Payments for financial assets

	Note	2012/13	2011/12
		R'000	R'000
Debts written off	7	5,192	-
Total		5,192	-

7.1 Debts written off

	Note	2012/13	2011/12
		R'000	R'000
Nature of debts written off			
Recoverable revenue written off			
Social Grants Debtors		4,829	-
GG Vehicles		66	-
Employees		33	-
Total		4,928	-

	Note	2012/13	2011/12
		R'000	R'000
Other debt written off			
Deceased cases		264	-
Total		264	-
Total debt written off		5,192	-

EASTERN CAPE DEPARTMENT OF SOCIAL DEVELOPMENT AND SPECIAL PROGRAMMES
VOTE 4
NOTES TO THE ANNUAL FINANCIAL STATEMENTS
for the year ended 31 March 2013

8. Transfers and subsidies

		2012/13	2011/12
		R'000	R'000
Non-profit institutions	Note Annex 1A	404,821	403,080
Households	Note Annex 1B	47,755	119,334
Total		452,576	522,414

9. Expenditure for capital assets

	Note	2012/13	2011/12
		R'000	R'000
Tangible assets		93,577	55,508
Buildings and other fixed structures	30	41,298	39,466
Machinery and equipment	28	52,279	16,042
Software and other intangible assets		4,389	3,659
Computer software	29	4,389	3,659
Total		97,966	59,167

9.1 Analysis of funds utilised to acquire capital assets – 2012/13

	Voted funds	Aid assistance	Total
	R'000	R'000	R'000
Tangible assets	93,577	-	93,577
Buildings and other fixed structures	41,298	-	41,298
Machinery and equipment	52,279	-	52,279
Software and other intangible assets	4,389	-	4,389
Computer software	4,389	-	4,389
Total	97,966	-	97,966

9.2 Analysis of funds utilised to acquire capital assets – 2011/12

	Voted funds	Aid assistance	Total
	R'000	R'000	R'000
Tangible assets	55,508	-	55,508
Buildings and other fixed structures	39,466	-	39,466
Machinery and equipment	16,042	-	16,042
Software and other intangible assets	3,659	-	3,659
Computer software	3,659	-	3,659
Total	59,167	-	59,167

EASTERN CAPE DEPARTMENT OF SOCIAL DEVELOPMENT AND SPECIAL PROGRAMMES
VOTE 4
NOTES TO THE ANNUAL FINANCIAL STATEMENTS
for the year ended 31 March 2013

10. Unauthorised expenditure

10.1 Reconciliation of unauthorised expenditure

	Note	2012/13 R'000	2011/12 R'000
Opening balance		-	5,162
Less: Amounts approved by Parliament/Legislature with funding		-	(5,162)
Total		-	-

11. Cash and cash equivalents

	Note	2012/13 R'000	2011/12 R'000
Consolidated Paymaster General Account		733	1,912
Total		733	1,912

12. Receivables

		R'000	R'000	R'000	2012/13 R'000	2011/12 R'000
	Note	Less than one year	One to three years	Older than three years	Total	Total
Claims recoverable	12.1 Annex 3	243	73	-	316	4,145
Staff debt	12.4	223	80	474	777	1,221
Other debtors	12.5	1,804	1,295	24,776	27,875	33,629
Total		2,270	1,448	25,250	28,968	38,995

12.1 Claims recoverable

	Note	2012/13 R'000	2011/12 R'000
National departments	12	187	71
Provincial departments		129	4,074
Total		316	4,145

12.2 Staff debt

	Note	2012/13 R'000	2011/12 R'000
Group major categories, but list material items)			
Employees	12	610	1,001
Telephone		141	152
GG Accident		-	66
Salary Tax Debt		7	1
Sal: Reversal Control: CA		-	1
Pension Recoverable		11	-
Sal: Income Tax		8	-
Total		777	1,221

EASTERN CAPE DEPARTMENT OF SOCIAL DEVELOPMENT AND SPECIAL PROGRAMMES
VOTE 4
NOTES TO THE ANNUAL FINANCIAL STATEMENTS
for the year ended 31 March 2013

12.3 Other debtors

	Note	2012/13	2011/12
	12	R'000	R'000
(Group major categories, but list material items)			
Breach of Contract		14,722	19,898
Supplier Debts		10,190	10,900
Ex-Employee		2,963	2,831
Total		27,875	33,629

13. Voted funds to be surrendered to the Revenue Fund

	Note	2012/13	2011/12
		R'000	R'000
Opening balance		(52,276)	(29,479)
Transfer from statement of financial performance		27,096	19,356
Voted funds not requested/not received	1.1	(36,103)	(42,153)
Closing balance		(61,283)	(52,276)

14. Departmental revenue to be surrendered to the Revenue Fund

	Note	2012/13	2011/12
		R'000	R'000
Opening balance		(21,289)	(22,241)
Transfer from Statement of Financial Performance		6,847	4,637
Own revenue included in appropriation		1,421	1,609
Paid during the year		(4,112)	(5,294)
Closing balance		(17,133)	(21,289)

15. Payables – current

	Note	2012/13	2011/12
		R'000	R'000
Amounts owing to other entities		84,144	84,144
Clearing accounts	15.1	42	297
Total		84 186	84 441

15.1 Clearing accounts

	Note	2012/13	2011/12
	15	R'000	R'000
Description(Identify major categories, but list material amounts)			
Salary ACB		42	16
Salary Income Tax		-	268
Sal: Pension Fund		-	13
Total		42	297

EASTERN CAPE DEPARTMENT OF SOCIAL DEVELOPMENT AND SPECIAL PROGRAMMES
VOTE 4
NOTES TO THE ANNUAL FINANCIAL STATEMENTS
for the year ended 31 March 2013

16. Net cash flow available from operating activities

	Note	2012/13	2011/12
		R'000	R'000
Net surplus/(deficit) as per Statement of Financial Performance		33,943	23,995
Add back non cash/cash movements not deemed operating activities		68,944	17,766
(Increase)/decrease in receivables – current		10,027	4,320
(Increase)/decrease in other current assets		-	5,162
Increase/(decrease) in payables – current		(255)	(5,045)
Expenditure on capital assets		97,966	59,167
Surrenders to Revenue Fund		(4,112)	(5,294)
Voted funds not requested/not received		(36,103)	(42,153)
Own revenue included in appropriation		1,421	1,609
Net cash flow generated by operating activities		102,887	41,761

17. Reconciliation of cash and cash equivalents for cash flow purposes

	Note	2012/13	2011/12
		R'000	R'000
Consolidated Paymaster General account		733	1,912
Total		733	1,912

EASTERN CAPE DEPARTMENT OF SOCIAL DEVELOPMENT AND SPECIAL PROGRAMMES
VOTE 4
DISCLOSURE NOTES TO THE ANNUAL FINANCIAL STATEMENTS
for the year ended 31 March 2013

These amounts are not recognised in the Annual Financial Statements and are disclosed to enhance the usefulness of the Annual Financial Statements.

18. Contingent liabilities and contingent assets

18.1 Contingent liabilities

		Note	2012/13 R'000	2011/12 R'000
Liable to	Nature			
Housing loan guarantees	Employees	Annex 2A	212	145
Claims against the department		Annex 2B	4,426	27,369
Other		Annex 2B	6,102	7,265
Total			10,740	34,779

18.2 Contingent assets

Nature of contingent asset	Note	2012/13 R'000	2011/12 R'000
Overpayment Second and Third Notches, HROPT		545	25,090
Industrial Action		2,419	2,419
Total		2,964	27,509

19. Commitments

	Note	2012/13 R'000	2011/12 R'000
Current expenditure			
Approved and contracted		120,303	4,739
Approved but not yet contracted		1,825	23,543
		122,128	28,282
Capital expenditure			
Approved and contracted		89,576	65,943
Approved but not yet contracted		-	1,501
		89,576	67,444
Total Commitments		211,704	95,726

The amount of R89 million relates to capital infrastructure projects for the construction of office accommodation and institutions in support service delivery.

EASTERN CAPE DEPARTMENT OF SOCIAL DEVELOPMENT AND SPECIAL PROGRAMMES
VOTE 4
DISCLOSURE NOTES TO THE ANNUAL FINANCIAL STATEMENTS
for the year ended 31 March 2013

20. Accruals

	2012/13			2011/12
	R'000			R'000
Listed by economic classification				
	30 Days	30+ Days	Total	Total
Goods and services	32,345	104	32,449	48,812
Transfers and subsidies	717	71	788	120
Total	33,062	175	33,237	48,932

	Note	2012/13	2011/12
		R'000	R'000
Listed by programme level			
Administration		32,254	44,996
Social Welfare Services		944	3,086
Development and Research		39	850
Total		33,237	48,932

	Note	2012/13	2011/12
		R'000	R'000
Confirmed balances with other departments	Annex 4	85,184	104,837
Total		85,184	104,837

Accruals under Administration relates to contractual obligations were services rendered. Invoices for these services were submitted after closure of the procurement.

21. Employee benefits

	Note	2012/13	2011/12
		R'000	R'000
Leave entitlement		40,861	42,073
Service bonus (Thirteenth cheque)		28,906	27,045
Performance awards		15,881	14,357
Capped leave commitments		44,375	43,872
Other		3,207	3,507
Total		133,230	130,854

Under leave entitlement there is a negative amount of R 1,179 million, as a results of employees taking leaves prior 31 March 2013 which is more than the accrued leave balance because leave is spread over the whole calendar year.

EASTERN CAPE DEPARTMENT OF SOCIAL DEVELOPMENT AND SPECIAL PROGRAMMES
VOTE 4
DISCLOSURE NOTES TO THE ANNUAL FINANCIAL STATEMENTS
for the year ended 31 March 2013

22. Lease commitments

22.1 Operating leases expenditure

2012/13	Specialised military equipment	Land	Buildings and other fixed structures	Machinery and equipment	Total
Not later than 1 year	-	-	13,691	1,710	15,401
Later than 1 year and not later than 5 years	-	-	12,840	622	13,462
Later than five years	-	-	35	-	35
Total lease commitments	-	-	26,566	2,332	28,898

2011/12	Specialised military equipment	Land	Buildings and other fixed structures	Machinery and equipment	Total
Not later than 1 year	-	-	12,340	20,583	32,923
Later than 1 year and not later than 5 years	-	-	9,490	768	10,258
Later than five years	-	-	70	-	70
Total lease commitments	-	-	21,900	21,351	43,251

Provide a general discussion on any assets that are sub-leased (if any), indicating the nature of the asset and the lessee (occupant/user of the asset). The department has entered into an operating lease agreements for Security services, Cleaning Services and Cell phones.

22.2 Finance leases expenditure**

2012/13	Specialised military equipment	Land	Buildings and other fixed structures	Machinery and equipment	Total
Not later than 1 year	-	-	-	23,485	23,485
Later than 1 year and not later than 5 years	-	-	-	22,975	22,975
Total lease commitments	-	-	-	46,460	46,460

The department entered into Finance lease agreements with the department of Transport (EC) for the provisioning of fleet services and various service providers for photocopier machines.

EASTERN CAPE DEPARTMENT OF SOCIAL DEVELOPMENT AND SPECIAL PROGRAMMES
VOTE 4
DISCLOSURE NOTES TO THE ANNUAL FINANCIAL STATEMENTS
for the year ended 31 March 2013

23. Irregular expenditure

23.1 Reconciliation of irregular expenditure

	Note	2012/13 R'000	2011/12 R'000
Opening balance		56,847	56,059
Add: Irregular expenditure – relating to prior year		6,210	139
Add: Irregular expenditure – relating to current year		21,337	2,763
Less: Amounts condoned		(47,896)	(2,114)
Irregular expenditure awaiting condonation		36,498	56,847

Analysis of awaiting condonation per age classification

Current year	21,295	668
Prior years	15,203	56,179
Total	36,498	56,847

23.2 Details of irregular expenditure – current year

Incident	Disciplinary steps taken/criminal proceedings	2012/13 R'000
Non compliance with SCM regulations	Under investigation	378
Official Trading with the department	Under investigation	19
Non-compliance by the Department of Public works to SCM regulations		20,898
Total		21,295

23.3 Details of irregular expenditure condoned

Incident	Condoned by (condoning authority)	2012/13 R'000
Non compliance with SCM regulations	Head of Department	1,560
Over Expenditure on COE	Head of Department	13,205
Over Expenditure on Goods and Services	Head of Department	28,811
Overpayment of PMDS		
Overtime paid without Departmental policy	Head of Department	1,695
Acting Allowance	Head of Department	2,612
	Head of Department	13
Total		47,896

The Department is currently busy investigating cases of 2 senior officials in Supplier Chain Management and their cases are not yet finalised.

EASTERN CAPE DEPARTMENT OF SOCIAL DEVELOPMENT AND SPECIAL PROGRAMMES
VOTE 4
DISCLOSURE NOTES TO THE ANNUAL FINANCIAL STATEMENTS
for the year ended 31 March 2013

24. Fruitless and wasteful expenditure

24.1 Reconciliation of fruitless and wasteful expenditure

	Note	2012/13 R'000	2011/12 R'000
Opening balance		711	654
Fruitless and wasteful expenditure – relating to current year		873	57
Less: Amounts resolved		(48)	-
Fruitless and wasteful expenditure awaiting resolution		1,536	711

24.2 Analysis of awaiting resolution per economic classification

	2012/13 R'000	2011/12 R'000
Current	1,536	711
Total	1,536	711

24.3 Analysis of Current year's fruitless and wasteful expenditure

Incident	Disciplinary steps taken/criminal proceedings	2012/13 R'000
Legal Costs on lost arbitrations	Cases Finalised and Employees returned to Work	812
Interest paid to Telkom	This will be investigated	38
Interest paid Eskom	This will be investigated	3
Interest paid Municipal services	This will be investigated	20
Total		873

25. Related party transactions

The Department occupies building for office accommodation within the province that are owned by/under the custodianship of/leased by the department of Roads and Public Works for the Provincial and districts offices. These buildings are occupied with no consideration and no amounts paid to the department of Roads and Public works for the occupation of these premises.

26. Key management personnel

	No. of Individuals	2012/13 R'000	2011/12 R'000
Political office bearers (provide detail below) officials	1	1,671	1,582
Level 15 to 16	3	4,018	3,328
Level 14	8	7,850	6,034
Total		13,539	10,944

27. Impairment

	Note	2012/13 R'000	2011/12 R'000
Impairment			
Debtors		24,406	23,122
Other		-	2,814
Total		24,406	25,936

28. Non-adjusting events after reporting date

Include an estimate of the financial effect of the subsequent non-adjusting events or a statement that such an estimate cannot be made.

2012/13
R'000

Total

-
-
-

29. Movable Tangible Capital Assets

MOVEMENT IN MOVABLE TANGIBLE CAPITAL ASSETS PER ASSET REGISTER FOR THE YEAR ENDED 31 MARCH 2013

	Opening balance	Curr Year Adjust- ments to prior year balances	Additions	Disposals	Closing Balance
	R'000	R'000	R'000	R'000	R'000
MACHINERY AND EQUIPMENT	71,057	-	11,047	23	82,081
Computer equipment	23,737	-	6,661	-	30,398
Furniture and office equipment	27,186	-	4,085	23	31,248
Other machinery and equipment	20,134	-	301	-	20,345
TOTAL MOVABLE TANGIBLE CAPITAL ASSETS	71,057	-	11,047	23	82,081

29.1 Additions

ADDITIONS TO MOVABLE TANGIBLE CAPITAL ASSETS PER ASSET REGISTER FOR THE YEAR ENDED 31 MARCH 2013

	Cash	Non-cash	(Capital Work in Progress current costs and finance lease payments)	Received current, not paid (Paid current year, received prior year)	Total
	R'000	R'000	R'000	R'000	R'000
MACHINERY AND EQUIPMENT	52,279	-	(41,232)	-	11,047
Transport assets	37,440	-	(37,440)	-	-
Computer equipment	6,661	-	-	-	6,661
Furniture and office equipment	4,085	-	-	-	4,085
Other machinery and equipment	4,093	-	(3,792)	-	301
TOTAL ADDITIONS TO MOVABLE TANGIBLE CAPITAL ASSETS	52,279	-	(41,232)	-	11,047

An amount of R41 million relates to Finance lease assets, and R37 millions of this amount was for transport Vehicles and R3,8 million was for photocopier machines

EASTERN CAPE DEPARTMENT OF SOCIAL DEVELOPMENT AND SPECIAL PROGRAMMES
VOTE 4
DISCLOSURE NOTES TO THE ANNUAL FINANCIAL STATEMENTS
for the year ended 31 March 2013

29.2 Disposals

DISPOSALS OF MOVABLE TANGIBLE CAPITAL ASSETS PER ASSET REGISTER FOR THE YEAR ENDED 31 MARCH 2013

	Sold for cash	Transfer out or destroyed or scrapped	Total disposals	Cash Received Actual
	R'000	R'000	R'000	R'000
MACHINERY AND EQUIPMENT	22	1	23	22
Furniture and office equipment	22	1	23	22
TOTAL DISPOSAL OF MOVABLE TANGIBLE CAPITAL ASSETS	22	1	23	22

Identified movable assets was disposed to the public auction at the value of R23 thousand.

29.3 Movement for 2011/12

MOVEMENT IN MOVABLE TANGIBLE CAPITAL ASSETS PER ASSET REGISTER FOR THE YEAR ENDED 31 MARCH 2012

	Opening balance	Additions	Disposals	Closing balance
	R'000	R'000	R'000	R'000
MACHINERY AND EQUIPMENT	55,021	16,042	6	71,057
Computer equipment	15,384	8,353	-	23,737
Furniture and office equipment	19,709	7,483	6	27,186
Other machinery and equipment	19,928	206	-	20,134
TOTAL MOVABLE TANGIBLE ASSETS	55,021	16,042	6	71,057

EASTERN CAPE DEPARTMENT OF SOCIAL DEVELOPMENT AND SPECIAL PROGRAMMES
VOTE 4
DISCLOSURE NOTES TO THE ANNUAL FINANCIAL STATEMENTS
for the year ended 31 March 2013

29.4 Minor assets

MOVEMENT IN MINOR ASSETS PER THE ASSET REGISTER FOR THE YEAR ENDED AS AT 31 MARCH 2013

	Specialised military assets R'000	Intangible assets R'000	Heritage assets R'000	Machinery and equipment R'000	Biological assets R'000	Total R'000
Opening balance	-	-	-	15,602	-	15,602
Additions	-	-	-	3,665	-	3,665
TOTAL MINOR ASSETS	-	-	-	19,267	-	19,267

	Specialised military assets	Intangible assets	Heritage assets	Machinery and equipment	Biological assets	Total
Number of R1 minor assets	-	-	-	18,185	-	18,185
Number of minor assets at cost	-	-	-	11,289	-	11,289
TOTAL NUMBER OF MINOR ASSETS	-	-	-	29,474	-	29,474

MOVEMENT IN MINOR ASSETS PER THE ASSET REGISTER FOR THE YEAR ENDED AS AT 31 MARCH 2012

	Specialised military assets R'000	Intangible assets R'000	Heritage assets R'000	Machinery and equipment R'000	Biological assets R'000	Total R'000
Opening balance	-	-	-	7,684	-	7,684
Additions	-	-	-	7,918	-	7,918
TOTAL MINOR ASSETS	-	-	-	15,602	-	15,602

30. Intangible Capital Assets

MOVEMENT IN INTANGIBLE CAPITAL ASSETS PER ASSET REGISTER FOR THE YEAR ENDED 31 MARCH 2013

	Opening balance R'000	Current Year Adjustments to prior year balances R'000	Additions R'000	Disposals R'000	Closing Balance R'000
COMPUTER SOFTWARE	12,358	-	4,389	-	16,747
TOTAL INTANGIBLE CAPITAL ASSETS	12,358	-	4,389	-	16,747

EASTERN CAPE DEPARTMENT OF SOCIAL DEVELOPMENT AND SPECIAL PROGRAMMES
VOTE 4
DISCLOSURE NOTES TO THE ANNUAL FINANCIAL STATEMENTS
for the year ended 31 March 2013

30.1 Additions

ADDITIONS TO INTANGIBLE CAPITAL ASSETS PER ASSET REGISTER FOR THE YEAR ENDED 31 MARCH 2013

	Cash	Non-Cash	(Develop- ment work in progress – current costs)	Received current year, not paid (Paid current year, received prior year)	Total
	R'000	R'000	R'000	R'000	R'000
COMPUTER SOFTWARE	4,389	-	-	-	4,389
TOTAL ADDITIONS TO INTANGIBLE CAPITAL ASSETS	4,389	-	-	-	4,389

30.2 Movement for 2011/12

MOVEMENT IN INTANGIBLE CAPITAL ASSETS PER ASSET REGISTER FOR THE YEAR ENDED 31 MARCH 2012

	Opening balance	Additions	Disposals	Closing balance
	R'000	R'000	R'000	R'000
COMPUTER SOFTWARE	8,699	3,659	-	12,358
TOTAL INTANGIBLE CAPITAL ASSETS	8,699	3,659	-	12,358

31. Immovable Tangible Capital Assets

MOVEMENT IN IMMOVABLE TANGIBLE CAPITAL ASSETS PER ASSET REGISTER FOR THE YEAR ENDED 31 MARCH 2013

	Opening balance	Curr Year Adjust- ments to prior year balances	Additions	Disposals	Closing Balance
	R'000	R'000	R'000	R'000	R'000
BUILDINGS AND OTHER FIXED STRUCTURES	-	-	-	-	-
Dwellings					
Non-residential buildings					
Other fixed structures					
TOTAL IMMOVABLE TANGIBLE CAPITAL ASSETS	-	-	-	-	-

EASTERN CAPE DEPARTMENT OF SOCIAL DEVELOPMENT AND SPECIAL PROGRAMMES
VOTE 4
DISCLOSURE NOTES TO THE ANNUAL FINANCIAL STATEMENTS
for the year ended 31 March 2013

31.1 Additions

ADDITIONS TO IMMOVABLE TANGIBLE CAPITAL ASSETS PER ASSET REGISTER FOR THE YEAR ENDED 31 MARCH 2013

	Cash	Non-cash	(Capital Work in Progress current costs and finance lease payments)	Received current, not paid (Paid current year, received prior year)	Total
	R'000	R'000	R'000	R'000	R'000
BUILDING AND OTHER FIXED STRUCTURES	41,298	-	(41,298)	-	-
Other fixed structures	41,298	-	(41,298)	-	-
TOTAL ADDITIONS TO IMMOVABLE TANGIBLE CAPITAL ASSETS	41,298	-	(41,298)	-	-

EASTERN CAPE DEPARTMENT OF SOCIAL DEVELOPMENT AND SPECIAL PROGRAMMES
VOTE 4
UNAUDITED ANNEXURES TO THE ANNUAL FINANCIAL STATEMENTS
for the year ended 31 March 2013

31. STATEMENT OF CONDITIONAL GRANTS RECEIVED

NAME OF DEPARTMENT	GRANT ALLOCATION					Amount received by department	SPENT			2011/12	
	Division of Revenue Act/ Provincial Grants	Roll Overs	DORA Adjustments	Other Adjustments	Total Available		Amount spent by department	Under / (Over-spending)	% of available funds spent by department	Division of Revenue Act	Amount spent by department
	R'000	R'000	R'000	R'000	R'000		R'000	R'000	R'000	%	R'000
Extended Public works programme Grant for the Special Sector	6,708	-	-	-	6,708	6,708	6,708	-	100%	5,606	5,606
	6,708	-	-	-	6,708	6,708	6,708			5,606	5,606

Department are reminded of the requirement to certify that all transfers in terms of this Act were deposited into the primary bank account of the province or, where appropriate, into the CPD account of the province.

EASTERN CAPE DEPARTMENT OF SOCIAL DEVELOPMENT AND SPECIAL PROGRAMMES
VOTE 4
UNAUDITED ANNEXURES TO THE ANNUAL FINANCIAL STATEMENTS
for the year ended 31 March 2013

ANNUAL REPORT - 2012-2013

32. ANNEXURE 1A

STATEMENT OF TRANSFERS TO NON-PROFIT INSTITUTIONS

	TRANSFER ALLOCATION				EXPENDITURE		2011/12
	Adjusted Appropriation Act	Roll overs	Adjustments	Total Available	Actual Transfer	% of Available funds transferred	Appropriation Act
	R'000	R'000	R'000	R'000	R'000	%	R'000
NON-PROFIT INSTITUTIONS							
Transfers							
Substance Abuse, Prev. & Rehab	7,774	-	-	7,774	7,718	99%	8,401
Care and Services to Older Persons	88,929	-	-	88,929	88,365	99%	91,968
Crime Prevention & Support	23,078	-	-	23,078	20,061	87%	21,162
Services Persons With Disabilities	30,997	-	-	30,997	30,833	99%	30,645
Child Care and Protection Services	198,670	-	-	198,670	198,601	100%	210,207
HIV & AIDS	36,806	-	-	36,806	36,215	98%	36,403
Prof and Admin Support	7,000	-	-	7,000	6,682	95%	-
Care and support services to families	7,745	-	-	7,745	7,712	100%	-
	400,999	-	-	400,999	396,187		398,786
Subsidies							
Victim Empowerment	8,896	-	-	8,896	8,634	97%	8,900
	8,896	-	-	8,896	8,634		8,900
Total	409,895	-	-	409,895	404,821		407,686

ANNUAL REPORT - 2012-2013

EASTERN CAPE DEPARTMENT OF SOCIAL DEVELOPMENT AND SPECIAL PROGRAMMES
VOTE 4
UNAUDITED ANNEXURES TO THE ANNUAL FINANCIAL STATEMENTS
for the year ended 31 March 2013

ANNEXURE 1B

STATEMENT OF TRANSFERS TO HOUSEHOLDS

	TRANSFER ALLOCATION			EXPENDITURE		2011/12	
	Adjusted Appropriation Act	Roll overs	Adjustments	Total Available	Actual Transfer	% of Available funds Transferred	Appropriation Act
HOUSEHOLDS	R'000	R'000	R'000	R'000	R'000	%	R'000
Transfers							
Corporate Management	2,616	-	-	2,616	2,449	94%	1,666
Prof & Administration Support	-	-	-	-	-	-	6221
Care and Support Serv. to Families	-	-	-	-	-	-	10,744
Youth Development	4,966	-	-	4,966	4,886	98%	16,624
Sustainable livelihood	23,455	-	-	23,455	23,454	100%	75,323
Social Relief	10,675	-	-	10,675	10,258	96%	13,092
HIV & Aids	5,018	-	-	5,018	5,018	100%	5,606
Serv. Persons with Disabilities	1,690	-	-	1,690	1,690	100%	-
	48,420	-	-	48,420	47,755		129,276
Total	48,420	-	-	48,420	47,755		129,276

EASTERN CAPE DEPARTMENT OF SOCIAL DEVELOPMENT AND SPECIAL PROGRAMMES
VOTE 4
UNAUDITED ANNEXURES TO THE ANNUAL FINANCIAL STATEMENTS
for the year ended 31 March 2013

ANNEXURE 1C

STATEMENT OF GIFTS, DONATIONS AND SPONSORSHIPS RECEIVED

NAME OF ORGANISATION	NATURE OF GIFT, DONATION OR SPONSORSHIP	2012/13	2011/12
		R'000	R'000
Received in kind			
UNDP - United Nations Development Programme	UNODC -Toyota RAV 4 - 2.2 LGX Diesel	299	-
JICA - Japanese International Corporate Agency	Toyota Quantum 2.7 GL 2012	338	-
Budget Office Furniture	Chair Visitor Cosmos	6	-
TOTAL		643	-

EASTERN CAPE DEPARTMENT OF SOCIAL DEVELOPMENT AND SPECIAL PROGRAMMES
VOTE 4
UNAUDITED ANNEXURES TO THE ANNUAL FINANCIAL STATEMENTS
for the year ended 31 March 2013

ANNEXURE 1D

STATEMENT OF AID ASSISTANCE RECEIVED

NAME OF DONOR	PURPOSE	OPENING BALANCE R'000	REVENUE R'000	EXPENDITURE R'000	CLOSING BALANCE R'000
Received in Cash					
ABSA Bank	ABSA Foundation for Woman Development	2	-	-	2
TOTAL		2	-	-	2

EASTERN CAPE DEPARTMENT OF SOCIAL DEVELOPMENT AND SPECIAL PROGRAMMES
VOTE 4
UNAUDITED ANNEXURES TO THE ANNUAL FINANCIAL STATEMENTS
for the year ended 31 March 2013

ANNEXURE 2A

STATEMENT OF FINANCIAL GUARANTEES ISSUED AS AT 31 MARCH 2013 – LOCAL

Guarantor institution	Guarantee in respect of	Original guaranteed capital amount	Opening balance 1 April 2012	Guarantees draw downs during the year	Guarantees repayments/ cancelled/ reduced/ released during the year	Revaluations	Closing balance 31 March 2013	Guaranteed interest for year ended 31 March 2013	Realised losses not recoverable i.e. claims paid out
		R'000	R'000	R'000	R'000	R'000	R'000	R'000	R'000
	Motor vehicles								
	Subtotal	-	-	-	-	-	-	-	-
	Housing								
	TNBS Mutual Bank	-	1	-	1	-	-	-	-
	Standard Bank	-	164	-	17	-	147	-	-
	FNB	-	(21)	21	-	-	-	-	-
	Peoples Bank	-	(52)	52	-	-	-	-	-
	Unique Finance	-	(7)	7	-	-	-	-	-
	ABSA	-	(1)	66	-	-	65	-	-
	Ned bank (NBS)	-	(48)	48	-	-	-	-	-
	Ned bank LTD	-	48	-	48	-	-	-	-
	First Rand Bank	-	61	-	61	-	-	-	-
	Subtotal	-	145	194	127	-	212	-	-
	TOTAL	-	145	194	127	-	212	-	-

EASTERN CAPE DEPARTMENT OF SOCIAL DEVELOPMENT AND SPECIAL PROGRAMMES
VOTE 4
UNAUDITED ANNEXURES TO THE ANNUAL FINANCIAL STATEMENTS
for the year ended 31 March 2013

ANNEXURE 2B

STATEMENT OF CONTINGENT LIABILITIES AS AT 31 MARCH 2013

Nature of Liability	Opening Balance 1 April 2012 R'000	Liabilities incurred during the year R'000	Liabilities paid/ cancelled/ reduced during the year R'000	Liabilities recoverable (Provide details hereunder) R'000	Closing Balance 31 March 2013 R'000
Claims against the department					
Department of Health	3,318	-	3,318	-	-
Litigation	24,051	1,030	20,655	-	4,426
Subtotal	27,369	1,030	23,973	-	4,426
Other					
Outstanding OSD Payments	270	-	270	-	-
Outstanding HROPT Payments	3,563	6,102	3,563	-	6,102
Outstanding Second and Third Notches	3,432	-	3,432	-	-
Subtotal	7,265	6,102	7,265	-	6,102
TOTAL	34,634	7,132	31,238	-	10,528

EASTERN CAPE DEPARTMENT OF SOCIAL DEVELOPMENT AND SPECIAL PROGRAMMES
VOTE 4
UNAUDITED ANNEXURES TO THE ANNUAL FINANCIAL STATEMENTS
for the year ended 31 March 2013

ANNEXURE 3
CLAIMES RECOVERABLE

ANNUAL REPORT - 2012-2013

232

ANNUAL REPORT - 2012-2013

Government Entity	Confirmed balance outstanding		Unconfirmed balance outstanding		Total	
	31/03/2013	31/03/2012	31/03/2013	31/03/2012	31/03/2013	31/03/2012
	R'000	R'000	R'000	R'000	R'000	R'000
Department						
Provincial Treasury	-	-	-	2,814	-	2,814
Social Development Gauteng	-	-	14	14	14	14
Social Development Free State	-	-	-	31	-	31
Education – Eastern Cape	-	-	97	753	97	753
SASSA – KZN	-	-	-	2	-	2
SASSA – EC	-	-	1	1	1	1
Office of the Premier	-	-	-	8	-	8
Human Settlement	-	-	1	2	1	2
Department of Agriculture	-	-	-	437	-	437
Department of Health	-	-	3	12	3	12
Public Works	-	-	13	-	13	-
Correctional Services	-	-	1	-	1	-
	-	-	130	4,074	130	4,074
Other Government Entities						
Correction Services	-	-	27	12	27	12
Labour	-	-	35	25	35	25
Social Development and Health	-	-	61	31	61	31
Social Development KZN	-	-	14	3	14	3
SAPS	-	-	23	-	23	-
Department of Justice	-	-	26	-	26	-
	-	-	186	71	186	71
TOTAL	-	-	316	4,145	316	4,145

EASTERN CAPE DEPARTMENT OF SOCIAL DEVELOPMENT AND SPECIAL PROGRAMMES
VOTE 4
UNAUDITED ANNEXURES TO THE ANNUAL FINANCIAL STATEMENTS
for the year ended 31 March 2013

ANNEXURE 4

INTER-GOVERNMENT PAYABLES

GOVERNMENT ENTITY	Confirmed balance outstanding		Unconfirmed balance outstanding		TOTAL	
	31/03/2013	31/03/2012	31/03/2013	31/03/2012	31/03/2013	31/03/2012
	R'000	R'000	R'000	R'000	R'000	R'000
DEPARTMENTS						
Current						
National Department of Social Development	84,144	84,144	-	-	84,144	84,144
Education: EC	-	8	-	-	-	8
Sassa :EC	1,038	14,349	-	-	1,038	14,349
Sport, Recreation, Arts and Culture	-	3	-	-	-	3
Department of justice	-	6,333	-	-	-	6,333
South African Police Services	1	-	-	-	1	-
Correctional Services	1	-	-	-	1	-
Subtotal	85,184	104,837	-	-	85,184	104,837
Total	85,184	104,837	-	-	85,184	104,837
TOTAL INTERGOVERNMENTAL	85,184	104,837	-	-	85,184	104,837

EASTERN CAPE DEPARTMENT OF SOCIAL DEVELOPMENT AND SPECIAL PROGRAMMES
VOTE 4
UNAUDITED ANNEXURES TO THE ANNUAL FINANCIAL STATEMENTS
for the year ended 31 March 2013

ANNEXURE 5

INVENTORY

Inventory	Note	Quantity	2012/13	Quantity	2011/12
			R'000		R'000
Opening balance		188,455	3,753	163,056	3,913
Add: Additions/Purchases - Cash		25,223	8,006	201,797	7,775
(Less): Issues		(33,793)	(9,672)	(176,398)	(7,935)
Closing balance		179,885	2,087	188,455	3,753

EASTERN CAPE DEPARTMENT OF SOCIAL DEVELOPMENT AND SPECIAL PROGRAMMES
VOTE 4
UNAUDITED ANNEXURES TO THE ANNUAL FINANCIAL STATEMENTS
for the year ended 31 March 2013

ANNEXURE 6


MOVEMENT IN CAPITAL WORK IN PROGRESS

MOVEMENT IN CAPITAL WORK IN PROGRESS FOR THE YEAR ENDED 31 MARCH 2013

	Opening balance R'000	Current Year Capital WIP R'000	Completed Assets R'000	Closing balance R'000
BUILDINGS AND OTHER FIXED STRUCTURES				
Other fixed structures	96,041	41,298	-	137,339
TOTAL	96,041	41,298	-	137,339



PART F | ANNEXURES



PROGRAMME 2: TRANSFER PAYMENTS

SUB-PROGRAMME 2.1 PROFESSIONAL AND ADMINISTRATIVE SUPPORT

Name of transferee	Purpose for which the funds were used	Compliance with s 38 (1) (j) of the PFMA	Amount transferred (R'000)	Amount spent by the entity	Reasons for the funds unspent by the entity
SOS CHILDREN'S VILLAGE MTHATHA	Provision of Social Welfare Services.	Yes	59,550	59,550	N/A
HOSPICE ASSOCIATION OF TRANSKEI	Provision of Social Welfare Services.	Yes	59,550	59,550	N/A
ZINGISA REHAB & HOME CARE CNTR	Provision of Social Welfare Services.	Yes	119,100	119,100	N/A
EMPILWENI HOME FOR AGED	Provision of Social Welfare Services.	Yes	59,550	59,550	N/A
NOLITHA SPECIAL SCHOOL AND CAR	Provision of Social Welfare Services.	Yes	119,100	119,100	N/A
SIYAKHANA YOUTH EP	Provision of Social Welfare Services.	Yes	59,550	59,550	N/A
CINGELA CENTRE FOR THE ELDERLY	Provision of Social Welfare Services.	Yes	59,550	59,550	N/A
THEMBELITSHA REHABILITATION CEN	Provision of Social Welfare Services.	Yes	178,650	178,650	N/A
LUKHANYO CHILDREN'S HOME	Provision of Social Welfare Services.	Yes	59,550	59,550	N/A
KWT CHILD & YOUTH CARE CENTRE	Provision of Social Welfare Services.	Yes	119,100	119,100	N/A
IKHWEZI LOKUSA HOME FOR DISABLE	Provision of Social Welfare Services.	Yes	59,550	59,550	N/A
UMTATA WOMEN SUPP CENTRE	Provision of Social Welfare Services.	Yes	59,550	59,550	N/A
CHILD WELFARE SOCIETY CRADOCK	Provision of Social Welfare Services.	Yes	178,650	178,650	N/A
IKHWEZI LOMSO CHILD AND YOUTH P	Provision of Social Welfare Services.	Yes	59,550	59,550	N/A
HAPPY HOME FOR CHILDREN WITH D	Provision of Social Welfare Services.	Yes	59,550	59,550	N/A
SANCA ALCOHOL AND DRUG CENTRE	Provision of Social Welfare Services.	Yes	119,100	119,100	N/A
CMR EAST LONDON	Provision of Social Welfare Services.	Yes	119,100	119,100	N/A
GRAHAMSTOWN HOSPICE	Provision of Social Welfare Services.	Yes	119,100	119,100	N/A
FAMSA STUTTERHEIM	Provision of Social Welfare Services.	Yes	119,100	119,100	N/A
THEMBELITSHA REHABILITATION CEN	Provision of Social Welfare Services.	Yes	59,550	59,550	N/A
GOODWILL SAFETY SHELTER	Provision of Social Welfare Services.	Yes	59,550	59,550	N/A
SIYAKHANA YOUTH OUTREACH EDUC T	Provision of Social Welfare Services.	Yes	119,100	119,100	N/A
EL CHILD & FAMILY WELFARE SOCIE	Provision of Social Welfare Services.	Yes	178,650	178,650	N/A
MZOMTSHA DAY CARE CENTRE	Provision of Social Welfare Services.	Yes	59,550	59,550	N/A
SIYAKHANA YOUTH BWTH	Provision of Social Welfare Services.	Yes	119,100	119,100	N/A
CHILD FAMILY WELFARE ORGANISATIO	Provision of Social Welfare Services.	Yes	59,550	59,550	N/A

Name of transferee	Purpose for which the funds were used	Compliance with s 38 (1) (j) of the PFMA	Amount transferred (R'000)	Amount spent by the entity	Reasons for the funds unspent by the entity
CHILD WELFARE PSJ PROJECT	Provision of Social Welfare Services.	Yes	119,100	119,100	N/A
CHILD WELFARE SA PORT ALFRED	Provision of Social Welfare Services.	Yes	59,550	59,550	N/A
SIYAKHANA YOEP-LUSIKISIKI	Provision of Social Welfare Services.	Yes	178,650	178,650	N/A
FAMSA BORDER	Provision of Social Welfare Services.	Yes	59,550	59,550	N/A
SANGE CHILD AND YOUTH CARE CEN	Provision of Social Welfare Services.	Yes	59,550	59,550	N/A
LUSIKISIKI PARALEGAL ADVICE	Provision of Social Welfare Services.	Yes	59,550	59,550	N/A
GOOD SAMARITAN CHILD & YOUTH CA	Provision of Social Welfare Services.	Yes	59,550	59,550	N/A
GRAHAMSTOWN CHILD WELFARE	Provision of Social Welfare Services.	Yes	119,100	119,100	N/A
SPARROWS CHILDRENS HOME	Provision of Social Welfare Services.	Yes	119,100	119,100	N/A
FAMSA BORDER	Provision of Social Welfare Services.	Yes	119,100	119,100	N/A
KENTON ON SEA CHILD & FAMILY SO	Provision of Social Welfare Services.	Yes	59,550	59,550	N/A
TEMBA COMMUNITY DEV SERV	Provision of Social Welfare Services.	Yes	59,550	59,550	N/A
UMTATA STREET CHILD PROGRAMME	Provision of Social Welfare Services.	Yes	59,550	59,550	N/A
MASIZAKHE CHILDRENS HOME	Provision of Social Welfare Services.	Yes	59,550	59,550	N/A
UMTATA CHILD & FAMILY WELFARE	Provision of Social Welfare Services.	Yes	119,100	119,100	N/A
CHILD FAMILY WELFARE ORGANISATIO	Provision of Social Welfare Services.	Yes	59,550	59,550	N/A
PE CHILDLINE & FAMILY CENTER	Provision of Social Welfare Services.	Yes	1,786,500	1,786,500	N/A
ZENZELE TRAINING AND DEVELOPMEN	Provision of Social Welfare Services.	Yes	59,550	59,550	N/A
EAST LONDON CHILDRENS HOME	Provision of Social Welfare Services.	Yes	59,550	59,550	N/A
CFWS ALIWAL NORTH	Provision of Social Welfare Services.	Yes	59,550	59,550	N/A
CHESHIRE HOME	Provision of Social Welfare Services.	Yes	59,550	59,550	N/A
SIYAKHANA YOUTH BWTH	Provision of Social Welfare Services.	Yes	119,100	119,100	N/A
LUSIKISIKI PARALEGAL ADVICE CEN	Provision of Social Welfare Services.	Yes	59,550	59,550	N/A
FAMILY RESTORATION SERVICES	Provision of Social Welfare Services.	Yes	59,550	59,550	N/A
JABEZ AIDS HEALTH CENTRE	Provision of Social Welfare Services.	Yes	59,550	59,550	N/A
GRAND TOTAL			6,133,650	6,133,650	

SUB-PROGRAMME 2.2: SUBSTANCE ABUSE PREVENTION AND REHABILITATION

Name of transferee	Purpose for which the funds were used	Compliance with s 38 (1) (j) of the PFMA	Amount transferred (R'000)	Amount spent by the entity	Reasons for the funds unspent by the entity
Aliwal North TADA	KeMoja Prevention Programme targeting in and out of school youth.	Yes	110,000	63,865	Resignation of TADA coordinators
Mt Fletcher TADA	KeMoja Prevention Programme targeting in and out of school youth.	Yes	122,000	30,000	Resignation of TADA coordinators
Sterkspruit TADA	KeMoja Prevention Programme targeting in and out of school youth.	Yes	110,000	84,000	Resignation of TADA coordinators
Nyandeni TADA(Libode)	KeMoja Prevention Programme targeting in and out of school youth.	Yes	122,000	107,000	Training rescheduled
Vukani TADA(Lusikiski)	KeMoja Prevention Programme targeting in and out of school youth.	Yes	122,000	122,000	N/A
Mhlontlo TADA	KeMoja Prevention Programme targeting in and out of school youth.	Yes	98,000	87,000	Resignation of TADA coordinators
KSD TADA	KeMoja Prevention Programme targeting in and out of school youth.	Yes	122,000	112,000	Resignation of TADA coordinators
NMM TADA	KeMoja Prevention Programme targeting in and out of school youth.	Yes	110,000	47,000	Resignation of TADA coordinators
Sakhisizwe TADA	KeMoja Prevention Programme targeting in and out of school youth.	Yes	122,000	55,680	Resignation of TADA coordinators
Cradock TADA	KeMoja Prevention Programme targeting in and out of school youth.	Yes	110,000	110,000	N/A
Ngcobo TADA	KeMoja Prevention Programme targeting in and out of school youth.	Yes	98,000	98,000	N/A
Lady Frere	KeMoja Prevention Programme targeting in and out of school youth.	Yes	122,000	69,612	Resignation of TADA coordinators
Lukhanji Nkwana TADA	KeMoja Prevention Programme targeting in and out of school youth.	Yes	134,000	66,000	Late submission of Progress Report.
Cofimvaba TADA	KeMoja Prevention Programme targeting in and out of school youth.	Yes	122,000	122,000	N/A
Graaff Reinet	KeMoja Prevention Programme targeting in and out of school youth.	Yes	122,000	122,000	N/A
Grahamstown TADA	KeMoja Prevention Programme targeting in and out of school youth.	Yes	110,000	64,000	Resignation of TADA coordinators
Humansdorp TADA	KeMoja Prevention Programme targeting in and out of school youth.	Yes	110,000	110,000	N/A
Ubuntu Community Services	KeMoja Prevention Programme targeting in and out of school youth.	Yes	73,689	54,000	Plans were recheduled
Mnquma TADA	KeMoja Prevention Programme targeting in and out of school youth.	Yes	122,000	122,000	N/A
Buffalo City TADA	KeMoja Prevention Programme targeting in and out of school youth.	Yes	134,000	33,470	Resignation of TADA coordinators
Dutywa TADA	KeMoja Prevention Programme targeting in and out of school youth.	Yes	122,000	75,000	Resignation of TADA coordinators
Stutterheim TADA	KeMoja Prevention Programme targeting in and out of school youth.	Yes	122,000	20,000	Resignation of TADA coordinators
Fort Beaufort TADA	KeMoja Prevention Programme targeting in and out of school youth.	Yes	122,000	62,000	Resignation of TADA coordinators
Masakhane Youth Club	KeMoja Prevention Programme targeting in and out of school youth.	Yes	56,944	56,944	N/A
Sakhulutsha	KeMoja Prevention Programme targeting in	Yes	46,717	39,717	Resignation of

Name of transferee	Purpose for which the funds were used	Compliance with s 38 (1) (j) of the PFMA	Amount transferred (R'000)	Amount spent by the entity	Reasons for the funds unspent by the entity
youth project	and out of school youth.				TADA coordinators
Ukhanyiso Unit Div Cultures	KeMoja Prevention Programme targeting in and out of school youth.	Yes	80,000	76,280	N/A
Masakhane Youth Project	KeMoja Prevention Programme targeting in and out of school youth.	Yes	80,000	2,000	Resignation of TADA coordinators
Siyazakha Youth Programme	KeMoja Prevention Programme targeting in and out of school youth.	Yes	80,000	2,000	Resignation of TADA coordinators
Umzimvubu TADA	KeMoja Prevention Programme targeting in and out of school youth.	Yes	98,000	98,000	N/A
Makhoba TADA	KeMoja Prevention Programme targeting in and out of school youth.	Yes	110,000	77,000	Resignation of TADA coordinators
Mt Frere TADA	KeMoja Prevention Programme targeting in and out of school youth.	Yes	98,000	96,784	N/A
Ntabankulu TADA Projects	KeMoja Prevention Programme targeting in and out of school youth.	Yes	80,000	-	Resignation of TADA coordinators
Thembelitsha Rehab Centre	KeMoja Prevention Programme targeting in and out of school youth.	Yes	1,374,357	1,374,357	N/A
SANCA East London	Treatment and Rehabilitation Programme.	Yes	1,408,332	1,408,332	N/A
SANCA Port Elizabeth	Treatment and Rehabilitation Programme.	Yes	669,661	669,661	N/A
Welbedacht	Treatment and Rehabilitation Programme.	Yes	470,589	470,589	N/A
SHEPHERD FIELD	Treatment and Rehabilitation Programme.	Yes	319,520	319,520	N/A
GRAND TOTAL			7,633,809	6,527,811	

SUB-PROGRAMME 2.3 CARE AND SERVICES TO OLDER PERSONS

Name of transferee	Purpose for which the funds were used	Compliance with s 38 (1) (j) of the PFMA	Amount transferred (R'000)	Amount spent by the entity	Reasons for the funds unspent by the entity
A C V V Huis Najaar	Nutrition , Nursing care and recreation	Yes	1,077,959	1,077,959	N/A
A.C.V.V. HUIS CORRIE DREYER	Nutrition , Nursing care and recreation	Yes	795,600	795,600	N/A
Aalwynhof Old Age Home	Nutrition , Nursing care and recreation	Yes	628,675	628,675	N/A
Aandmymering Acvv	Nutrition , Nursing care and recreation	Yes	1,281,275	1,281,275	N/A
Acvv Huis Diaz, Alexandria	Nutrition , Nursing care and recreation	Yes	309,021	309,021	N/A
ACVV HUIS GENOT	Nutrition , Nursing care and recreation	Yes	1,185,121	1,185,121	N/A
Acvv Huis Silwerjare	Nutrition , Nursing care and recreation	Yes	652,215	652,215	N/A
ACVV Huis Van De Graaf	Nutrition , Nursing care and recreation	Yes	597,823	597,823	N/A
AMATOLA HAVEN Stutterheim	Nutrition , Nursing care and recreation	Yes	618,800	618,800	N/A
BKSB CENTENARY	Nutrition , Nursing care and recreation	Yes	622,200	622,200	N/A
BROOKSHAW HOME	Nutrition , Nursing care and recreation	Yes	239,700	239,700	N/A
Callie Evens Lodge	Nutrition , Nursing care and recreation	Yes	885,700	885,700	N/A
Cingela Centre For The Aged	Nutrition , Nursing care and recreation	Yes	392,700	392,700	N/A
D J SOBEY OLD AGE HOME	Nutrition , Nursing care and recreation	Yes	1,366,800	1,366,800	N/A
Damant Lodge	Nutrition , Nursing care and recreation	Yes	355,300	355,300	N/A
East London SENIOR CITIZENS ASSOCIATION (ELSCA)	Nutrition , Nursing care and recreation	Yes	1,242,737	1,242,737	N/A
EKUPHUMLENI OLD AGE HOME	Nutrition , Nursing care and recreation	Yes	1,221,052	1,221,052	N/A
ELIZABETH JORDAAN HOME FOR THE AGED	Nutrition , Nursing care and recreation	Yes	775,727	775,727	N/A
ELLIOT HOME FOR THE	Nutrition , Nursing care and recreation	Yes	372,300	372,300	N/A

Name of transferee	Purpose for which the funds were used	Compliance with s 38 (1) (j) of the PFMA	Amount transferred (R'000)	Amount spent by the entity	Reasons for the funds unspent by the entity
AGED					
Empilweni Home For Age	Nutrition , Nursing care and recreation	Yes	924,860	924,860	N/A
Ethembeni Old Age Home	Nutrition , Nursing care and recreation	Yes	836,400	836,400	N/A
GELVAN PARK FRAIL AGED HOME	Nutrition , Nursing care and recreation	Yes	1,907,027	1,907,027	N/A
GERT GREEFF TEHUIS	Nutrition , Nursing care and recreation	Yes	574,499	574,499	N/A
HUIS DIRK POSTMA VIR BEJAARDES	Nutrition , Nursing care and recreation	Yes	520,308	520,308	N/A
HUIS FORMOSA TE HUIS VIR BEJAARDES	Nutrition , Nursing care and recreation	Yes	949,258	949,258	N/A
HUIS JOHN VORSTER	Nutrition , Nursing care and recreation	Yes	1,224,000	1,224,000	N/A
HUIS LOUISA MEYBURGH	Nutrition , Nursing care and recreation	Yes	708,340	708,340	N/A
HUIS TARKASTAD HOME	Nutrition , Nursing care and recreation	Yes	306,000	306,000	N/A
HUIS VAN DER HORST	Nutrition , Nursing care and recreation	Yes	1,345,704	1,345,704	N/A
HUIS WELVERDIEND	Nutrition , Nursing care and recreation	Yes	586,260	586,260	N/A
KENNERSLEY PARK	Nutrition , Nursing care and recreation	Yes	1,600,376	1,600,376	N/A
LANGHAM HOUSE	Nutrition , Nursing care and recreation	Yes	1,407,036	1,407,036	N/A
Madeira Home Housing Utility Company	Nutrition , Nursing care and recreation	Yes	1,258,874	1,258,874	N/A
MALABAR HOME FOR THE AGED	Nutrition , Nursing care and recreation	Yes	709,552	709,552	N/A
Marais Steyn Home For The Aged	Nutrition , Nursing care and recreation	Yes	480,847	480,847	N/A
MC KAISER OLD AGE HOME	Nutrition , Nursing care and recreation	Yes	419,900	419,900	N/A
MIDDELBURG HUIS SILWERJARE	Nutrition , Nursing care and recreation	Yes	987,700	987,700	N/A
MUNRO KIRK HOME	Nutrition , Nursing care and recreation	Yes	1,160,086	1,160,086	N/A
NAZARETH HOUSE	Nutrition , Nursing care and recreation	Yes	319,724	319,724	N/A
NERINAHOF ACVV OLD AGE HOME	Nutrition , Nursing care and recreation	Yes	759,900	759,900	N/A
ONS TUISTE	Nutrition , Nursing care and recreation	Yes	1,497,114	1,497,114	N/A
ROSA MUNCH HOUSE	Nutrition , Nursing care and recreation	Yes	319,587	319,587	N/A
ROWELL OLD AGE HOME	Nutrition , Nursing care and recreation	Yes	391,000	391,000	N/A
THATCHER HOME FOR THE AGED	Nutrition , Nursing care and recreation	Yes	234,600	234,600	N/A
The Society of St Vincent	Nutrition , Nursing care and recreation	Yes	238,000	238,000	N/A
UNIEFEESHERDENKINGS TEHUIS	Nutrition , Nursing care and recreation	Yes	421,267	421,267	N/A
Valleihof Acv Old Age Home	Nutrition , Nursing care and recreation	Yes	440,536	440,536	N/A
ZINGISA REHAB & HOME-EMPILWEN	Nutrition , Nursing care and recreation	Yes	646,000	646,000	N/A
AGE IN ACTION INTERGENERATIONA	Nutrition , Nursing care and recreation	Yes	63,014	63,014	N/A
Acv Algoa Park Govan Mbeki	Nutrition , Nursing care and recreation	Yes	214,391	214,391	N/A
Acv Despatch Serv. Centre	Nutrition , Nursing care and recreation	Yes	118,112	118,112	N/A
Acv Dolly Vermaak	Nutrition , Nursing care and recreation	Yes	34,534	34,534	N/A
Acv Eldorado Serv. Centre	Nutrition , Nursing care and recreation	Yes	290,400	290,400	N/A
ACVV SENIOR CITIZEN Serv. Centre	Nutrition , Nursing care and recreation	Yes	99,161	99,161	N/A
ALGOA BAY COUNCIL FOR THE AGED	Nutrition , Nursing care and recreation	Yes	128,516	128,516	N/A
ALICEDALE Serv. Centre	Nutrition , Nursing care and recreation	Yes	159,780	159,780	N/A
ANTIC SENIOR CITIZEN Serv. Centre	Nutrition , Nursing care and recreation	Yes	161,600	161,600	N/A
Bambanani Serv. Centre	Nutrition , Nursing care and recreation	Yes	81,326	81,326	N/A
Bambisanani Maxesibe	Nutrition , Nursing care and recreation	Yes	64,220	64,220	N/A
BEREA GARDENS	Nutrition , Nursing care and recreation	Yes	240,000	240,000	N/A
Bergsig	Nutrition , Nursing care and recreation	Yes	63,879	63,879	N/A
Bonanokuhle	Nutrition , Nursing care and recreation	Yes	134,208	134,208	N/A
Buhle Bendawo	Nutrition , Nursing care and recreation	Yes	51,354	51,354	N/A
Bukho Adult Care	Nutrition , Nursing care and recreation	Yes	46,760	46,760	N/A
CARITAS Serv. Centre	Nutrition , Nursing care and recreation	Yes	65,104	65,104	N/A
Cathcart Serv. Centre	Nutrition , Nursing care and recreation	Yes	78,816	78,816	N/A

Name of transferee	Purpose for which the funds were used	Compliance with s 38 (1) (j) of the PFMA	Amount transferred (R'000)	Amount spent by the entity	Reasons for the funds unspent by the entity
Cebolethu Old Age Serv. Centre	Nutrition , Nursing care and recreation	Yes	68,568	68,568	N/A
Celizapholo Club	Nutrition , Nursing care and recreation	Yes	48,000	48,000	N/A
Cingela Outreach Programme	Nutrition , Nursing care and recreation	Yes	200,750	200,750	N/A
Cuylerholme	Nutrition , Nursing care and recreation	Yes	204,108	204,108	N/A
Dimbaza Society Of The Aged	Nutrition , Nursing care and recreation	Yes	587,200	587,200	N/A
Dubana Old Age	Nutrition , Nursing care and recreation	Yes	77,448	77,448	N/A
Ekuphumleni Community Centres	Nutrition , Nursing care and recreation	Yes	96,926	96,926	N/A
Ekuphumleni Elderly Serv Centre	Nutrition , Nursing care and recreation	Yes	44,112	44,112	N/A
Ekuphumleni Serv Centre	Nutrition , Nursing care and recreation	Yes	47,792	47,792	N/A
Eleanor Murray	Nutrition , Nursing care and recreation	Yes	249,902	249,902	N/A
Elukhanyisemi for Elderly	Nutrition , Nursing care and recreation	Yes	69,816	69,816	N/A
Eluncedweni Multi Purpose	Nutrition , Nursing care and recreation	Yes	127,748	127,748	N/A
ELUYOLWENI SERVICE CENTER	Nutrition , Nursing care and recreation	Yes	503,801	503,801	N/A
Empa Inga Older Persons Project	Nutrition , Nursing care and recreation	Yes	30,008	30,008	N/A
Emthonjeni wokuphila	Nutrition , Nursing care and recreation	Yes	117,132	117,132	N/A
Ethembeni Serv. Centre	Nutrition , Nursing care and recreation	Yes	115,258	115,258	N/A
EXCELSIOR Serv. Centre & MEALS ON WHEELS COMM S	Nutrition , Nursing care and recreation	Yes	217,255	217,255	N/A
Eyethu Serv. Centre	Nutrition , Nursing care and recreation	Yes	113,600	113,600	N/A
GOMPO WELFARE FOR THE AGED	Nutrition , Nursing care and recreation	Yes	303,914	303,914	N/A
Grahamstown MEALS ON WHEELS	Nutrition , Nursing care and recreation	Yes	58,930	58,930	N/A
Grannies Old Age Group	Nutrition , Nursing care and recreation	Yes	58,798	58,798	N/A
GRT HOME COMMUNITY BASED CARE	Nutrition , Nursing care and recreation	Yes	84,000	84,000	N/A
Hlalanathi Serv. Centre	Nutrition , Nursing care and recreation	Yes	120,000	120,000	N/A
Hlumani Mahlubi Centre	Nutrition , Nursing care and recreation	Yes	143,400	143,400	N/A
HOUSE OF HAPPINESS	Nutrition , Nursing care and recreation	Yes	96,000	96,000	N/A
Humansdorp Serv. Centre	Nutrition , Nursing care and recreation	Yes	36,847	36,847	N/A
Ikamva Elihle Club	Nutrition , Nursing care and recreation	Yes	143,416	143,416	N/A
Ikhetelo Serv. Centre	Nutrition , Nursing care and recreation	Yes	37,594	37,594	N/A
Ikwezi Mphatlalatsane	Nutrition , Nursing care and recreation	Yes	50,400	50,400	N/A
Ilingeletu	Nutrition , Nursing care and recreation	Yes	96,096	96,096	N/A
Isidima Somntomdala Service Centre	Nutrition , Nursing care and recreation	Yes	47,230	47,230	N/A
Ithemba lethu Serv. Centre	Nutrition , Nursing care and recreation	Yes	96,000	96,000	N/A
KENTON ON SEA Serv. Centre	Nutrition , Nursing care and recreation	Yes	94,600	94,600	N/A
Khanada Serv. Centre	Nutrition , Nursing care and recreation	Yes	82,297	82,297	N/A
Khanya Program and Development	Nutrition , Nursing care and recreation	Yes	36,448	36,448	N/A
Khuladsande Dabane Programme	Nutrition , Nursing care and recreation	Yes	72,000	72,000	N/A
KHULULIKHAYA OLD AGE CENTRE	Nutrition , Nursing care and recreation	Yes	108,000	108,000	N/A
KLIPFONTEIN Serv. Centre	Nutrition , Nursing care and recreation	Yes	35,030	35,030	N/A
Kopanang Aged Club	Nutrition , Nursing care and recreation	Yes	31,242	31,242	N/A
Krwakrwa Old Age Centre	Nutrition , Nursing care and recreation	Yes	85,600	85,600	N/A
KWASIZABANTU Serv. Centre FOR THE AGED	Nutrition , Nursing care and recreation	Yes	144,000	144,000	N/A
Kwezana Old Age And Disabled C	Nutrition , Nursing care and recreation	Yes	122,718	122,718	N/A
Leratong	Nutrition , Nursing care and recreation	Yes	86,178	86,178	N/A
Likomkhulu Home Based	Nutrition , Nursing care and recreation	Yes	109,262	109,262	N/A
Linge lihle Adult Centre	Nutrition , Nursing care and recreation	Yes	39,400	39,400	N/A
Lower Gqumashe Old Age Centre	Nutrition , Nursing care and recreation	Yes	125,528	125,528	N/A

Name of transferee	Purpose for which the funds were used	Compliance with s 38 (1) (j) of the PFMA	Amount transferred (R'000)	Amount spent by the entity	Reasons for the funds unspent by the entity
Lukhanyiso Multi Purpose	Nutrition , Nursing care and recreation	Yes	46,416	6,416	N/A
Lukhanyo Society for the Aged	Nutrition , Nursing care and recreation	Yes	71,856	71,856	N/A
Lukholweni Project	Nutrition , Nursing care and recreation	Yes	94,240	94,240	N/A
Lumanyano Serv. Centre	Nutrition , Nursing care and recreation	Yes	48,378	48,378	N/A
Luvelwano Old Age	Nutrition , Nursing care and recreation	Yes	60,290	60,290	N/A
Luxolo Serv. Centre	Nutrition , Nursing care and recreation	Yes	60,714	60,714	N/A
Mabhobho Aged Support	Nutrition , Nursing care and recreation	Yes	94,370	94,370	N/A
Magadla Old Age	Nutrition , Nursing care and recreation	Yes	26,727	26,727	N/A
Makabongwe Luncheon Club	Nutrition , Nursing care and recreation	Yes	15,054	15,054	N/A
Makukanye Serv. Centre	Nutrition , Nursing care and recreation	Yes	67,000	67,000	N/A
Makukhanye Old Age Project	Nutrition , Nursing care and recreation	Yes	45,942	45,942	N/A
MAKUKHANYE Serv. Centre	Nutrition , Nursing care and recreation	Yes	437,280	437,280	N/A
Masakhane Project	Nutrition , Nursing care and recreation	Yes	38,270	38,270	N/A
Masakhane Serv. Centre	Nutrition , Nursing care and recreation	Yes	78,330	78,330	N/A
Masakhane Serv. Centre	Nutrition , Nursing care and recreation	Yes	40,746	40,746	N/A
Masakhe Intergenerational Progr	Nutrition , Nursing care and recreation	Yes	200,400	200,400	N/A
MASELLE Serv. Centre	Nutrition , Nursing care and recreation	Yes	95,000	95,000	N/A
MASIBAMBANE Serv. Centre	Nutrition , Nursing care and recreation	Yes	55,396	55,396	N/A
MASIBAMBANE Serv. Centre	Nutrition , Nursing care and recreation	Yes	84,248	84,248	N/A
Masibambisane Serv. Centre	Nutrition , Nursing care and recreation	Yes	66,076	66,076	N/A
MASIBONISANE Serv. Centre FOR THE AGED	Nutrition , Nursing care and recreation	Yes	92,578	92,578	N/A
Masifundisane	Nutrition , Nursing care and recreation	Yes	53,724	53,724	N/A
Masihlume Wabantu Abadala	Nutrition , Nursing care and recreation	Yes	144,000	144,000	N/A
Masimanyane Balasi Aged Group	Nutrition , Nursing care and recreation	Yes	31,572	31,572	N/A
Masimanyane Older Persons	Nutrition , Nursing care and recreation	Yes	125,800	125,800	N/A
MASINCEDANE Serv. Centre	Nutrition , Nursing care and recreation	Yes	68,978	68,978	N/A
Masiphakameni Service Centre	Nutrition , Nursing care and recreation	Yes	62,170	62,170	N/A
Masiphakamisane Old Age Centre	Nutrition , Nursing care and recreation	Yes	71,878	71,878	N/A
Masiphile Service C	Nutrition , Nursing care and recreation	Yes	107,200	107,200	N/A
Masityhileke Serv. Centre	Nutrition , Nursing care and recreation	Yes	142,024	142,024	N/A
Masivukeni Qumanco Serv. Centre	Nutrition , Nursing care and recreation	Yes	67,684	67,684	N/A
Masivuye SC	Nutrition , Nursing care and recreation	Yes	103,200	103,200	N/A
Masizakhe Centre For The Aged	Nutrition , Nursing care and recreation	Yes	191,934	191,934	N/A
Masizakhe Serv. Centre	Nutrition , Nursing care and recreation	Yes	40,294	40,294	N/A
Masizame Service Centre	Nutrition , Nursing care and recreation	Yes	28,352	28,352	N/A
Masongane	Nutrition , Nursing care and recreation	Yes	60,947	60,947	N/A
Masongane Project	Nutrition , Nursing care and recreation	Yes	120,556	120,556	N/A
Masonwabe Community Developmen	Nutrition , Nursing care and recreation	Yes	177,702	177,702	N/A
Masonwabe Hala Serv Centre	Nutrition , Nursing care and recreation	Yes	72,000	72,000	N/A
Masonwabe Vaalbank	Nutrition , Nursing care and recreation	Yes	96,000	96,000	N/A
Mayibenathi Serv. Centre	Nutrition , Nursing care and recreation	Yes	142,202	142,202	N/A
MEALS ON WHEELS	Nutrition , Nursing care and recreation	Yes	292,800	292,800	N/A
Melani Old Age Centre	Nutrition , Nursing care and recreation	Yes	136,808	136,808	N/A
MIDROS Serv. Centre	Nutrition , Nursing care and recreation	Yes	171,800	171,800	N/A
Mirrlees Serv. Centre	Nutrition , Nursing care and recreation	Yes	120,000	120,000	N/A
Morning Star Old Age	Nutrition , Nursing care and recreation	Yes	66,204	66,204	N/A
Mpembeni Serv Centre	Nutrition , Nursing care and recreation	Yes	44,196	44,196	N/A

Name of transferee	Purpose for which the funds were used	Compliance with s 38 (1) (j) of the PFMA	Amount transferred (R'000)	Amount spent by the entity	Reasons for the funds unspent by the entity
Mzamowethu Old Age Project	Nutrition , Nursing care and recreation	Yes	58,393	58,393	N/A
Mzomhle Serv. Centre	Nutrition , Nursing care and recreation	Yes	66,516	66,516	N/A
Ncedolwethu Serv. Centre	Nutrition , Nursing care and recreation	Yes	137,648	137,648	N/A
NCEDULUNTU HCBC	Nutrition , Nursing care and recreation	Yes	53,200	53,200	N/A
Nceduluntu Old Age Serv. Centre	Nutrition , Nursing care and recreation	Yes	125,902	125,902	N/A
NELSIG/KHANYISO Serv. Centre	Nutrition , Nursing care and recreation	Yes	132,204	132,204	N/A
NGANGELIZWE DAY CARE CENTRE	Nutrition , Nursing care and recreation	Yes	33,408	33,408	N/A
Ngqushwa Special Needs Serv	Nutrition , Nursing care and recreation	Yes	40,650	40,650	N/A
Ngqwashu-Siyazama Elderly Project	Nutrition , Nursing care and recreation	Yes	48,400	48,400	N/A
Nieu Bethesda Older Person	Nutrition , Nursing care and recreation	Yes	161,482	161,482	N/A
Nkos'uthandle Serv. Centre	Nutrition , Nursing care and recreation	Yes	95,298	95,298	N/A
Nkwalini Project for Elderly	Nutrition , Nursing care and recreation	Yes	46,200	46,200	N/A
NMKC Sibadala	Nutrition , Nursing care and recreation	Yes	17,206	17,206	N/A
Nobubele Development Centre	Nutrition , Nursing care and recreation	Yes	192,000	192,000	N/A
Nompiliso Serv Centr	Nutrition , Nursing care and recreation	Yes	137,060	137,060	N/A
Nomzamo Club For The Aged	Nutrition , Nursing care and recreation	Yes	75,800	75,800	N/A
Nomzamo Old Age	Nutrition , Nursing care and recreation	Yes	97,000	97,000	N/A
NOMZAMO Serv. Centre	Nutrition , Nursing care and recreation	Yes	81,608	81,608	N/A
Nonceba Serv. Centre For The	Nutrition , Nursing care and recreation	Yes	60,000	60,000	N/A
Nonceba Sevice Centre	Nutrition , Nursing care and recreation	Yes	58,862	58,862	N/A
Noncedo Aged Community Service	Nutrition , Nursing care and recreation	Yes	109,038	109,038	N/A
Noncedo Serv. Centre	Nutrition , Nursing care and recreation	Yes	63,252	63,252	N/A
Noncedo Serv. Centre	Nutrition , Nursing care and recreation	Yes	53,357	53,357	N/A
Noncedo Serv. Centre	Nutrition , Nursing care and recreation	Yes	119,000	119,000	N/A
Nonkathalo Service Centre	Nutrition , Nursing care and recreation	Yes	44,922	44,922	N/A
Nosango Veronica Sobukwe Old Age Care Centre	Nutrition , Nursing care and recreation	Yes	109,154	109,154	N/A
Nosisa Grandmothers Club	Nutrition , Nursing care and recreation	Yes	31,518	31,518	N/A
Nosondo Bom Old Age Service Ce	Nutrition , Nursing care and recreation	Yes	119,356	119,356	N/A
Ntatayise Old Age Centre	Nutrition , Nursing care and recreation	Yes	27,421	27,421	N/A
NUWE MORE Serv. Centre	Nutrition , Nursing care and recreation	Yes	82,600	82,600	N/A
Old Covenant Service Centre	Nutrition , Nursing care and recreation	Yes	103,800	103,800	N/A
P.E. Serv. Centre	Nutrition , Nursing care and recreation	Yes	401,967	401,967	N/A
PABALLONGOLD AGE MULTI PROJEC	Nutrition , Nursing care and recreation	Yes	15,000	15,000	N/A
Phakamisizwe Social Club	Nutrition , Nursing care and recreation	Yes	94,735	94,735	N/A
Phaphama Lunda	Nutrition , Nursing care and recreation	Yes	54,422	54,422	N/A
Phaphamani Senior Citizens Club	Nutrition , Nursing care and recreation	Yes	20,418	20,418	N/A
Philani Serv. Centre	Nutrition , Nursing care and recreation	Yes	63,330	63,330	N/A
Philani Serv. Centre For The	Nutrition , Nursing care and recreation	Yes	484,090	484,090	N/A
Phumalanga Community Project F	Nutrition , Nursing care and recreation	Yes	120,000	120,000	N/A
Phumlani Old Age Development	Nutrition , Nursing care and recreation	Yes	28,306	28,306	N/A
Phuthanang Aged Club	Nutrition , Nursing care and recreation	Yes	40,970	40,970	N/A
Phuthanang Old Age	Nutrition , Nursing care and recreation	Yes	69,936	69,936	N/A
Phuthumani Project	Nutrition , Nursing care and recreation	Yes	98,509	98,509	N/A
PROTEA Serv. Centre	Nutrition , Nursing care and recreation	Yes	78,267	78,267	N/A
Queenstown Service Club	Nutrition , Nursing care and recreation	Yes	50,956	50,956	N/A
Qunu Multi-Puporse Centre	Nutrition , Nursing care and recreation	Yes	55,706	55,706	N/A
Raglan Road Multi-Purpose	Nutrition , Nursing care and recreation	Yes	66,000	66,000	N/A

Name of transferee	Purpose for which the funds were used	Compliance with s 38 (1) (j) of the PFMA	Amount transferred (R'000)	Amount spent by the entity	Reasons for the funds unspent by the entity
Comm					
RIEBEECK EAST Serv. Centre	Nutrition , Nursing care and recreation	Yes	89,534	89,534	N/A
SA Council for the Aged	Nutrition , Nursing care and recreation	Yes	119,800	119,800	N/A
Sabela Serv. Centre	Nutrition , Nursing care and recreation	Yes	128,298	128,298	N/A
Sakhisizwe Old Age Organisatio	Nutrition , Nursing care and recreation	Yes	121,176	121,176	N/A
Sempete Lena	Nutrition , Nursing care and recreation	Yes	72,370	72,370	N/A
Seringa Association for the Aged	Nutrition , Nursing care and recreation	Yes	752,076	752,076	N/A
Sibanye Serv. Centre	Nutrition , Nursing care and recreation	Yes	86,374	86,374	N/A
Sibatsha Service Centre	Nutrition , Nursing care and recreation	Yes	45,728	45,728	N/A
Siboneleleni Aged Club	Nutrition , Nursing care and recreation	Yes	50,400	50,400	N/A
Sibusisiwe Dev Centre For The	Nutrition , Nursing care and recreation	Yes	69,000	69,000	N/A
Sifuthelene Serv Centre	Nutrition , Nursing care and recreation	Yes	125,950	125,950	N/A
Sigugile Aged Group	Nutrition , Nursing care and recreation	Yes	50,646	50,646	N/A
Sihlangene Project Association	Nutrition , Nursing care and recreation	Yes	120,000	120,000	N/A
Sikhona Mancu Elderly	Nutrition , Nursing care and recreation	Yes	51,082	51,082	N/A
Sikhulile Gura Aged Group	Nutrition , Nursing care and recreation	Yes	61,972	61,972	N/A
Silver stream	Nutrition , Nursing care and recreation	Yes	72,000	72,000	N/A
Simanyene SC	Nutrition , Nursing care and recreation	Yes	124,800	124,800	N/A
Simonsohoek	Nutrition , Nursing care and recreation	Yes	144,000	144,000	N/A
Sinako Adult Association	Nutrition , Nursing care and recreation	Yes	64,844	64,844	N/A
Sinenjongo Adult Association	Nutrition , Nursing care and recreation	Yes	42,994	42,994	N/A
Sinenjongo Luncheon Club	Nutrition , Nursing care and recreation	Yes	32,131	32,131	N/A
Sinenjongo Service Centre	Nutrition , Nursing care and recreation	Yes	88,982	88,982	N/A
Sinethemba Serv. Centre	Nutrition , Nursing care and recreation	Yes	63,036	63,036	N/A
Sini Offerman	Nutrition , Nursing care and recreation	Yes	108,989	108,989	N/A
Sinomonde Old Aged Club	Nutrition , Nursing care and recreation	Yes	134,400	134,400	N/A
Sinovuyo Serv Centre	Nutrition , Nursing care and recreation	Yes	60,912	60,912	N/A
Siyakhathala Project	Nutrition , Nursing care and recreation	Yes	78,052	78,052	N/A
Siyaphambili Old Age	Nutrition , Nursing care and recreation	Yes	76,400	76,400	N/A
Siyavuya Old Age	Nutrition , Nursing care and recreation	Yes	57,786	57,786	N/A
Siyazama Bala	Nutrition , Nursing care and recreation	Yes	43,240	43,240	N/A
Siyazama Community Based Centr	Nutrition , Nursing care and recreation	Yes	90,096	90,096	N/A
Siyazama Dev Centre	Nutrition , Nursing care and recreation	Yes	69,200	69,200	N/A
Siyazama Old Age Group	Nutrition , Nursing care and recreation	Yes	50,716	50,716	N/A
Siyazama Old Age Programme	Nutrition , Nursing care and recreation	Yes	137,236	137,236	N/A
Siyazama Serv. Centre	Nutrition , Nursing care and recreation	Yes	29,872	29,872	N/A
Siyeza Adult Association	Nutrition , Nursing care and recreation	Yes	48,872	48,872	N/A
Sizisukhanyo Old Age	Nutrition , Nursing care and recreation	Yes	95,684	95,684	N/A
Somerset East Service Centre	Nutrition , Nursing care and recreation	Yes	108,414	108,414	N/A
Songuluntu Serv. Centre	Nutrition , Nursing care and recreation	Yes	72,000	72,000	N/A
Sonwabile Pensioners	Nutrition , Nursing care and recreation	Yes	50,894	50,894	N/A
Sophumelela Community Developm	Nutrition , Nursing care and recreation	Yes	132,696	132,696	N/A
Sophumelela Elderly Development	Nutrition , Nursing care and recreation	Yes	183,000	183,000	N/A
Sophumelela Multipurpose Cent	Nutrition , Nursing care and recreation	Yes	138,710	138,710	N/A
Sosebenza Youth Project	Nutrition , Nursing care and recreation	Yes	260,200	260,200	N/A
Soyi Serv. Centre	Nutrition , Nursing care and recreation	Yes	120,000	120,000	N/A
Sozama Serv. Centre	Nutrition , Nursing care and recreation	Yes	72,000	72,000	N/A
St Buchanan Service Centre	Nutrition , Nursing care and recreation	Yes	84,548	84,548	N/A
Sterkstroom Serv. Centre	Nutrition , Nursing care and recreation	Yes	86,800	86,800	N/A
Tamara Adult Association	Nutrition , Nursing care and recreation	Yes	47,543	47,543	N/A
Thembalethu Cacadu	Nutrition , Nursing care and recreation	Yes	96,000	96,000	N/A
Thembelihle Old Age Service Ce	Nutrition , Nursing care and recreation	Yes	90,188	90,188	N/A
Thuthukani Geriatric Club	Nutrition , Nursing care and recreation	Yes	120,000	120,000	N/A

Name of transferee	Purpose for which the funds were used	Compliance with s 38 (1) (j) of the PFMA	Amount transferred (R'000)	Amount spent by the entity	Reasons for the funds unspent by the entity
Thuthukani Sizwe Old Age	Nutrition , Nursing care and recreation	Yes	18,781	18,781	N/A
Tsomo Service Centre	Nutrition , Nursing care and recreation	Yes	21,316	21,316	N/A
Tyhilulwazi Elderly Serv. Centre	Nutrition , Nursing care and recreation	Yes	120,000	120,000	N/A
Ubuntu Community Carebase Centre	Nutrition , Nursing care and recreation	Yes	192,000	192,000	N/A
Ukoluphala Old Age Club	Nutrition , Nursing care and recreation	Yes	49,728	49,728	N/A
Umbono Serv. Centre For The	Nutrition , Nursing care and recreation	Yes	168,000	168,000	N/A
Umjika Development Forum	Nutrition , Nursing care and recreation	Yes	50,280	50,280	N/A
Umzamomhle For Elders	Nutrition , Nursing care and recreation	Yes	48,316	48,316	N/A
Upper Ncerha Old Age Centre	Nutrition , Nursing care and recreation	Yes	124,800	124,800	N/A
Velasakhono Service Centre	Nutrition , Nursing care and recreation	Yes	46,036	46,036	N/A
Vezi Danga Organisation	Nutrition , Nursing care and recreation	Yes	34,852	34,852	N/A
Vukani Community Volunteers	Nutrition , Nursing care and recreation	Yes	113,502	113,502	N/A
Vukani Senior Citizen's Serv. Centre For The Age	Nutrition , Nursing care and recreation	Yes	19,774	19,774	N/A
Vukuzenzele Aged	Nutrition , Nursing care and recreation	Yes	44,882	44,882	N/A
Vukuzenzele Serv. Centre	Nutrition , Nursing care and recreation	Yes	98,186	98,186	N/A
Other	Nutrition , Nursing care and recreation	Yes	144,737	144,737	N/A
Eastern Cape Frail Care	Nutrition , Nursing care and recreation	Yes	24,911,528	24,911,528	N/A
Empilweni Home For Aged	Nutrition , Nursing care and recreation	Yes	526,111	526,111	N/A
Walmer Service Centre	Nutrition , Nursing care and recreation	Yes	164,939	164,939	N/A
Zakhele Old Age Centre	Nutrition , Nursing care and recreation	Yes	29,324	29,324	N/A
Zanempilo Old Age Centre	Nutrition , Nursing care and recreation	Yes	141,640	141,640	N/A
Zanobuhle Old Age Centre	Nutrition , Nursing care and recreation	Yes	46,930	46,930	N/A
Zibambele Women In Action	Nutrition , Nursing care and recreation	Yes	120,906	120,906	N/A
Zingisa Adult Care	Nutrition , Nursing care and recreation	Yes	36,755	36,755	N/A
Zola Vegetable Garden	Nutrition , Nursing care and recreation	Yes	39,032	39,032	N/A
Zukolwethu SC	Nutrition , Nursing care and recreation	Yes	71,164	71,164	N/A
SA Council	Nutrition , Nursing care and recreation	Yes	783,238	783,238	N/A
Algoa for the Aged	Nutrition , Nursing care and recreation	Yes	358,500	358,500	N/A
Gompo East London	Nutrition , Nursing care and recreation	Yes	278,874	278,874	N/A
GRAND TOTAL			88,364,964	88,364,964	

SUB-PROGRAMME 2.4 CRIME PREVENTION AND SUPPORT

Name of transferee	Purpose for which the funds were used	Compliance with s 38 (1) (j) of the PFMA	Amount transferred (R'000)	Amount spent by the entity	Reasons for the funds unspent by the entity
NICRO Eastern Cape : Nelson Mandela Metro	To divert young young offenders away from criminal justice system to programme that make them accountable for their actions	Yes	888,462	888,462	N/A
NICRO Eastern Cape: Amathole	To divert young young offenders away from criminal justice system to programme that make them accountable for their actions	Yes	698,209	698,209	N/A
SIKHUSELEKILE & JOHN X MERRIMEN	Safe keeping of young offenders awaiting their trials	Yes	17,261,287	17,261,287	N/A
KENNERSLEY PARK	OLD AGE HOME	Yes	282,355	282,355	N/A
SINETHEMBA HOME BASE CARE	CROP PRODUCTION	Yes	100,000	100,000	N/A
PHUMLANI DAY	CROP PRODUCTION	Yes	80,000	80,000	N/A

Name of transferee	Purpose for which the funds were used	Compliance with s 38 (1) (j) of the PFMA	Amount transferred (R'000)	Amount spent by the entity	Reasons for the funds unspent by the entity
CARE CENTRE					
FRANK MOSHESH PRE SCHOOL	CROP PRODUCTION	Yes	250,000	250,000	N/A
UBOMI NGUMZAMO AGRICULTURAL PRI	CROP PRODUCTION	Yes	250,627	250,627	N/A
THOKOZANI FARMING PRIMARY CO-OP	POULTRY	Yes	250,000	250,000	N/A
GRAND TOTAL			20,060,940	20,060,940	

SUB-PROGRAMME 2.5 SERVICES TO PEOPLE WITH DISABILITIES

Name of transferee	Purpose for which the funds were used	Compliance with s 38 (1) (j) of the PFMA	Amount transferred (R'000)	Amount spent by the entity	Reasons for the funds unspent by the entity
Nolitha Special School	To provide care and support services to People with Disabilities.	Yes	1,402,500	1,402,500	N/A
Maclelland Adult	To provide care and support services to People with Disabilities.	Yes	1,260,000	1,260,000	N/A
Masibambane Centre	To provide care and support services to People with Disabilities.	Yes	1,296,000	1,296,000	N/A
Nomzamol Home	To provide care and support services to People with Disabilities.	Yes	1,332,000	1,332,000	N/A
Chamama Cheshire	To provide care and support services to People with Disabilities.	Yes	649,500	649,500	N/A
Mt Fletcher Cheshire	To provide care and support services to People with Disabilities.	Yes	357,000	357,000	N/A
Cheshire Home	To provide care and support services to People with Disabilities.	Yes	730,500	730,500	N/A
Cheshire Saltville	To provide care and support services to People with Disabilities.	Yes	720,000	720,000	N/A
Hendrita House	To provide care and support services to People with Disabilities.	Yes	306,000	306,000	N/A
Herberg After care	To provide care and support services to People with Disabilities.	Yes	82,500	82,500	N/A
Huise Lotter Brou	To provide care and support services to People with Disabilities.	Yes	306,000	306,000	N/A
Lake Farm	To provide care and support services to People with Disabilities.	Yes	1,602,000	1,602,000	N/A
Meries Place	To provide care and support services to People with Disabilities.	Yes	306,000	306,000	N/A
Natalie House	To provide care and support services to People with Disabilities.	Yes	342,000	342,000	N/A
Quadriplegic Ass	To provide care and support services to People with Disabilities.	Yes	72,000	72,000	N/A
Eluphillsweni	To provide care and support services to People with Disabilities.	Yes	694,500	694,500	N/A
Happy Home	To provide care and support services to People with Disabilities.	Yes	1,191,000	1,191,000	N/A
Ikhwezi Lokusa Home	To provide care and support services to People with Disabilities.	Yes	1,086,000	1,086,000	N/A
Nompumelelo Disabled	To provide care and support services to People with Disabilities.	Yes	424,500	424,500	N/A
Sinelitha Rehab	To provide care and support services to People with Disabilities.	Yes	277,500	277,500	N/A
Zenzele Training	To provide care and support services to People with Disabilities.	Yes	1,792,500	1,792,500	N/A

Name of transferee	Purpose for which the funds were used	Compliance with s 38 (1) (j) of the PFMA	Amount transferred (R'000)	Amount spent by the entity	Reasons for the funds unspent by the entity
Zingisa Rehab Centre	To provide care and support services to People with Disabilities.	Yes	684,000	684,000	N/A
Zwelibanzi	To provide care and support services to People with Disabilities.	Yes	892,500	892,500	N/A
Fundukwazi Training	To empower People with Disabilities with skills.	Yes	119,104	119,104	N/A
Luthando Centre	To empower People with Disabilities with skills.	Yes	40,800	40,800	N/A
Workbench Centre	To empower People with Disabilities with skills.	Yes	186,294	186,294	N/A
ACVV	To empower People with Disabilities with skills.	Yes	51,796	51,796	N/A
APD Protective	To empower People with Disabilities with skills.	Yes	56,986	56,986	N/A
Drostdy Protect	To empower People with Disabilities with skills.	Yes	127,200	127,200	N/A
Inkqubela Protect	To empower People with Disabilities with skills.	Yes	242,400	242,400	N/A
Ithemba Lethu	To empower People with Disabilities with skills.	Yes	80,402	80,402	N/A
Sikhulele Protect	To empower People with Disabilities with skills.	Yes	95,852	95,852	N/A
Ikhwezi Lokusa	To empower People with Disabilities with skills.	Yes	70,564	70,564	N/A
Canaan	To implement stimulation programmes for children with Disabilities	Yes	55,556	55,556	N/A
Fundukwazi	To implement stimulation programmes for children with Disabilities	Yes	171,938	171,938	N/A
Masincedane	To implement stimulation programmes for children with Disabilities	Yes	110,704	110,704	N/A
Masizame	To implement stimulation programmes for children with Disabilities	Yes	172,890	172,890	N/A
P E Mental Health - Them bani	To implement stimulation programmes for children with Disabilities	Yes	27,863	27,863	N/A
Siyavuya	To implement stimulation programmes for children with Disabilities	Yes	49,351	49,351	N/A
Sizamile	To implement stimulation programmes for children with Disabilities	Yes	70,907	70,907	N/A
Star Uplifting	To implement stimulation programmes for children with Disabilities	Yes	176,613	176,613	N/A
Umzamomhle	To implement stimulation programmes for children with Disabilities	Yes	18,666	18,666	N/A
Zamani	To implement stimulation programmes for children with Disabilities	Yes	108,443	108,443	N/A
Luvuyo	To implement stimulation programmes for children with Disabilities	Yes	47,005	47,005	N/A
Ethembeni	To implement stimulation programmes for children with Disabilities	Yes	42,568	42,568	N/A
Fransbury Thembelihle	To implement stimulation programmes for children with Disabilities	Yes	51,850	51,850	N/A
KhayaIethemba	To implement stimulation programmes for children with Disabilities	Yes	39,576	39,576	N/A
Masiphakame	To implement stimulation programmes for children with Disabilities	Yes	62,526	62,526	N/A
Nomzamo	To implement stimulation programmes for children with Disabilities	Yes	107,576	107,576	N/A
Ohayiyalethu	To implement stimulation programmes for children with Disabilities	Yes	77,503	77,503	N/A
Vukuzenzele	To implement stimulation programmes for children with Disabilities	Yes	36,856	36,856	N/A
Aurora	To implement stimulation programmes for children with Disabilities	Yes	178,636	178,636	N/A
Ithemba	To implement stimulation programmes for children with Disabilities	Yes	114,053	114,053	N/A

Name of transferee	Purpose for which the funds were used	Compliance with s 38 (1) (j) of the PFMA	Amount transferred (R'000)	Amount spent by the entity	Reasons for the funds unspent by the entity
Phumlani	To implement stimulation programmes for children with Disabilities	Yes	85,493	85,493	N/A
Sinovuyo	To implement stimulation programmes for children with Disabilities	Yes	13,634	13,634	N/A
Association for Physically Disabled	To provide Social Welfare Services to people with Disabilities	Yes	262,437	262,437	N/A
Association for Physically Disabled	To provide Social Welfare Services to people with Disabilities	Yes	90,319	90,319	N/A
Canaan Care Centre	To provide Social Welfare Services to people with Disabilities	Yes	177,519	177,519	N/A
DEAFSA	To provide Social Welfare Services to people with Disabilities	Yes	239,723	239,723	N/A
Ikhwezi Lokusa Rehab	To provide Social Welfare Services to people with Disabilities	Yes	314,774	314,774	N/A
P E Deaf Association	To provide Social Welfare Services to people with Disabilities	Yes	317,428	317,428	N/A
P E Mental Health Society	To provide Social Welfare Services to people with Disabilities	Yes	1,726,724	1,726,724	N/A
REHAB	To provide Social Welfare Services to people with Disabilities	Yes	1,372,021	1,372,021	N/A
S A Blind	To provide Social Welfare Services to people with Disabilities	Yes	119,500	119,500	N/A
Uitenhage Mental Health	To provide Social Welfare Services to people with Disabilities	Yes	758,781	758,781	N/A
Association for Physically Disabled (Day Care Centre)	To empower People with Disabilities	Yes	80,784	80,784	N/A
Autism Sinethemba	To empower People with Disabilities	Yes	430,784	430,784	N/A
CHIBINI POULTRY PROJECT	To empower People with Disabilities	Yes	250,000	250,000	N/A
DISABLED PEOPLE SA (CBR programme)	To empower People with Disabilities	Yes	994,000	994,000	N/A
Emadlelweni Special Day Care Centre (CBRprogramme)	To empower People with Disabilities	Yes	150,000	150,000	N/A
Enkuthazweni Disabled Childrens Project (CBR programme)	To empower People with Disabilities	Yes	200,000	200,000	N/A
Ethembeni Protective Workshop	To empower People with Disabilities	Yes	68,490	68,490	N/A
Khanyisa Protective Workshop	To empower People with Disabilities	Yes	68,490	68,490	N/A
Khanyisa Special Day Care	To empower People with Disabilities	Yes	80,784	80,784	N/A
MAKUTHANDAZWE POULTRY CO-OP	To empower People with Disabilities	Yes	750,000	750,000	N/A
MASAKHANE DISABLED PEOPLE	To empower People with Disabilities	Yes	12,565	12,565	N/A
MASAKHANE PROJECT FOR DISABLED	To empower People with Disabilities	Yes	12,565	12,565	N/A
Masincedane Mawushe Disabled People	To empower People with Disabilities	Yes	90,000	90,000	N/A
MASIZAME DISABLED ORGANISATION	To empower People with Disabilities	Yes	12,565	12,565	N/A
MASIZIPHILISE DISABLED PROJECT	To empower People with Disabilities	Yes	12,565	12,565	N/A
NCEDOLWETHU CRAFT AND SEWING	To empower People with Disabilities	Yes	12,565	12,565	N/A
OR Tambo Disabled organisation (CBR	To empower People with Disabilities	Yes	635,000	635,000	N/A

Name of transferee	Purpose for which the funds were used	Compliance with s 38 (1) (j) of the PFMA	Amount transferred (R'000)	Amount spent by the entity	Reasons for the funds unspent by the entity
programme)					
Phumelela Disabled Children Care Centre	To empower People with Disabilities	Yes	80,784	80,784	N/A
Second Chance Skills Development Programme	To empower People with Disabilities	Yes	318,490	318,490	N/A
Sivenathi Licenced Home	To empower People with Disabilities	Yes	240,000	240,000	N/A
Siyanakekela Centre (Protective Workshop)	To empower People with Disabilities	Yes	68,490	68,490	N/A
Siyanakekela Special Day Care	To empower People with Disabilities	Yes	80,784	80,784	N/A
Siyathemba Special Day Care Centre	To empower People with Disabilities	Yes	80,784	80,784	N/A
VUKUZENZELE DISABLED ASSOCIATIO	To empower People with Disabilities	Yes	12,565	12,565	N/A
WOLANANI TRAINING EDUCATION	To empower People with Disabilities	Yes	12,565	12,565	N/A
GRAND TOTAL			30,832,949	30,832,949	

SUB-PROGRAMME 2.6 CHILD CARE AND PROTECTION

Name of transferee	Purpose for which the funds were used	Compliance with s 38 (1) (j) of the PFMA	Amount transferred (R'000)	Amount spent by the entity	Reasons for the funds unspent by the entity
EP CHILD AND YOUTH CARE CENTRE	Provision of residential care, support and protection services to children outside their family environment.	Yes	2,288,917	2,288,917	N/A
KWT CHILD & YOUTH CARE CENTRE	Provision of residential care, support and protection services to children outside their family environment.	Yes	2,163,027	2,163,027	N/A
BETHANY HOME	Provision of residential care, support and protection services to children outside their family environment.	Yes	1,376,250	1,376,250	N/A
THEMBELIHLE HOME	Provision of residential care, support and protection services to children outside their family environment.	Yes	390,650	390,650	N/A
SOS CHILDREN'S VILLAGE MTHATHA	Provision of residential care, support and protection services to children outside their family environment.	Yes	2,038,725	2,038,725	N/A
GOOD SAMARITAN CHILD & YOUTH CAR	Provision of residential care, support and protection services to children outside their family environment.	Yes	1,060,593	1,060,593	N/A
SUNSHINE PLACE	Provision of residential care, support and protection services to children outside their family environment.	Yes	312,828	312,828	N/A
MASIZAKHE CHILDRENS HOME	Provision of residential care, support and protection services to children outside their family environment.	Yes	1,590,925	1,590,925	N/A
SPARROWS CHILDRENS HOME	Provision of residential care, support and protection services to children outside their family environment.	Yes	526,201	526,201	N/A
KHAYALETHU YOUTH CENTRE	Provision of residential care, support and protection services to children outside their family environment.	Yes	574,625	574,625	N/A
MTR SMIT CHILDREN'S HAVEN	Provision of residential care, support and protection services to children	Yes	2,110,979	2,110,979	N/A

Name of transferee	Purpose for which the funds were used	Compliance with s 38 (1) (j) of the PFMA	Amount transferred (R'000)	Amount spent by the entity	Reasons for the funds unspent by the entity
	outside their family environment.				
UMTATA STREET CHILD PROGRAMME	Provision of residential care, support and protection services to children outside their family environment.	Yes	746,425	746,425	N/A
OOSTERLAND YOUTH CENTRE	Provision of residential care, support and protection services to children outside their family environment.	Yes	2,607,000	2,607,000	N/A
SOS CHILDREN'S VILLAGES SOUTH AF	Provision of residential care, support and protection services to children outside their family environment.	Yes	2,083,732	2,083,732	N/A
EAST LONDON CHILDRENS HOME	Provision of residential care, support and protection services to children outside their family environment.	Yes	2,472,253	2,472,253	N/A
MZOMTSHA CHILDRENS HOME	Provision of residential care, support and protection services to children outside their family environment.	Yes	1,281,855	1,281,855	N/A
KEISKAMMAHOEK CHILD & YOUTH	Provision of residential care, support and protection services to children outside their family environment.	Yes	658,375	658,375	N/A
DAILY BREAD C/O DEERFIELD	Provision of residential care, support and protection services to children outside their family environment.	Yes	1,487,083	1,487,083	N/A
CROSSROADS CHILDREN'S HOME	Provision of residential care, support and protection services to children outside their family environment.	Yes	1,218,725	1,218,725	N/A
LUKHANYO CHILDREN'S HOME	Provision of residential care, support and protection services to children outside their family environment.	Yes	412,225	412,225	N/A
KHANYISA CHILDREN'S HOME	Provision of residential care, support and protection services to children outside their family environment.	Yes	421,250	421,250	N/A
IKHWEZI LOMSO CHILD & YOUTH CA	Provision of residential care, support and protection services to children outside their family environment.	Yes	164,945	164,945	N/A
CHIEF ALBERT LUTHULI	Provision of nutrition as well as early learning and stimulation for children from birth to 4 years.	Yes	90,000	90,000	N/A
DIANA DAVIS CRECHE	Provision of nutrition as well as early learning and stimulation for children from birth to 4 years.	Yes	175,698	175,698	N/A
DALUXOLO EDUCARE CENTRE	Provision of nutrition as well as early learning and stimulation for children from birth to 4 years.	Yes	65,371	65,371	N/A
ROSE OF SHARON EDUCARE CENTRE	Provision of nutrition as well as early learning and stimulation for children from birth to 4 years.	Yes	113,234	113,234	N/A
LITTLE SOLDIER EDUCARE	Provision of nutrition as well as early learning and stimulation for children from birth to 4 years.	Yes	88,794	88,794	N/A
CHUMANI PRE - SCHOOL	Provision of nutrition as well as early learning and stimulation for children from birth to 4 years.	Yes	165,654	165,654	N/A
ELUVUYO EDUCARE CENTRE	Provision of nutrition as well as early learning and stimulation for children from birth to 4 years.	Yes	169,965	169,965	N/A
MARGO'S PRE-SCHOOL	Provision of nutrition as well as early learning and stimulation for children from birth to 4 years.	Yes	120,825	120,825	N/A
LUNCEDO EDUCARE CENTRE	Provision of nutrition as well as early learning and stimulation for children from birth to 4 years.	Yes	70,581	70,581	N/A
SUNNYSIDE EDUCARE	Provision of nutrition as well as early learning and stimulation for children from birth to 4 years.	Yes	177,354	177,354	N/A

Name of transferee	Purpose for which the funds were used	Compliance with s 38 (1) (j) of the PFMA	Amount transferred (R'000)	Amount spent by the entity	Reasons for the funds unspent by the entity
NOBANDLA EDUCARE CENTRE	Provision of nutrition as well as early learning and stimulation for children from birth to 4 years.	Yes	178,308	178,308	N/A
NOMONDE EDUCARE CENTRE	Provision of nutrition as well as early learning and stimulation for children from birth to 4 years.	Yes	37,815	37,815	N/A
UKUKHANYA DAY CARE CENTRE	Provision of nutrition as well as early learning and stimulation for children from birth to 4 years.	Yes	164,736	164,736	N/A
ZWIDE EDUCARE CENTRE	Provision of nutrition as well as early learning and stimulation for children from birth to 4 years.	Yes	178,956	178,956	N/A
PINNOCHIO EDUCARE CENTRE	Provision of nutrition as well as early learning and stimulation for children from birth to 4 years.	Yes	92,700	92,700	N/A
KHAYALABANTWANA EDUCARE CENTRE	Provision of nutrition as well as early learning and stimulation for children from birth to 4 years.	Yes	174,888	174,888	N/A
LUKHANYO EDUCARE CENTRE	Provision of nutrition as well as early learning and stimulation for children from birth to 4 years.	Yes	173,806	173,806	N/A
ISIFUNGO PRE-PRIMARY	Provision of nutrition as well as early learning and stimulation for children from birth to 4 years.	Yes	167,355	167,355	N/A
MASIZAKHELE DAY CARE CENTRE	Provision of nutrition as well as early learning and stimulation for children from birth to 4 years.	Yes	49,683	49,683	N/A
WONDERWONINGS EDUCARE CENTRE	Provision of nutrition as well as early learning and stimulation for children from birth to 4 years.	Yes	154,143	154,143	N/A
SAKHUXOLO EDUCARE CENTRE	Provision of nutrition as well as early learning and stimulation for children from birth to 4 years.	Yes	44,471	44,471	N/A
VULAMASANGO NO.3 PRE-SCHOOL	Provision of nutrition as well as early learning and stimulation for children from birth to 4 years.	Yes	53,433	53,433	N/A
NOXOLO PRE-SCHOOL	Provision of nutrition as well as early learning and stimulation for children from birth to 4 years.	Yes	100,113	100,113	N/A
TSWELOPELE DAY CARE	Provision of nutrition as well as early learning and stimulation for children from birth to 4 years.	Yes	68,160	68,160	N/A
NTSHETU DAY CARE CENTRE	Provision of nutrition as well as early learning and stimulation for children from birth to 4 years.	Yes	74,433	74,433	N/A
WONGALETHU EDUCARE	Provision of nutrition as well as early learning and stimulation for children from birth to 4 years.	Yes	83,727	83,727	N/A
BANGILIZWE DAY CARE	Provision of nutrition as well as early learning and stimulation for children from birth to 4 years.	Yes	70,857	70,857	N/A
MKOKELI SENTWA	Provision of nutrition as well as early learning and stimulation for children from birth to 4 years.	Yes	115,146	115,146	N/A
IMETELE EDUCARE CENTRE	Provision of nutrition as well as early learning and stimulation for children from birth to 4 years.	Yes	153,720	153,720	N/A
A B EDUCARE CENTRE	Provision of nutrition as well as early learning and stimulation for children from birth to 4 years.	Yes	193,281	193,281	N/A
FAIRYLAND KLEUTERSKOOL	Provision of nutrition as well as early learning and stimulation for children from birth to 4 years.	Yes	55,683	55,683	N/A
GOODHOPE CRECHE	Provision of nutrition as well as early	Yes	176,454	176,454	N/A

Name of transferee	Purpose for which the funds were used	Compliance with s 38 (1) (j) of the PFMA	Amount transferred (R'000)	Amount spent by the entity	Reasons for the funds unspent by the entity
	learning and stimulation for children from birth to 4 years.				
GOVAN MBEKI EDUCARE CENTRE	Provision of nutrition as well as early learning and stimulation for children from birth to 4 years.	Yes	168,501	168,501	N/A
IKWEZI EDUCARE CENTRE	Provision of nutrition as well as early learning and stimulation for children from birth to 4 years.	Yes	167,067	167,067	N/A
ILLINGELABANTU EDUCARE CENTRE	Provision of nutrition as well as early learning and stimulation for children from birth to 4 years.	Yes	131,112	131,112	N/A
CHUMA DAY CARE CENTRE	Provision of nutrition as well as early learning and stimulation for children from birth to 4 years.	Yes	171,297	171,297	N/A
DISNEY CENTRE CRECHE	Provision of nutrition as well as early learning and stimulation for children from birth to 4 years.	Yes	101,232	101,232	N/A
DORKAS EDUCARE CENTRE	Provision of nutrition as well as early learning and stimulation for children from birth to 4 years.	Yes	177,660	177,660	N/A
DOROTHY TOMLINSON PRE-SCHOOL	Provision of nutrition as well as early learning and stimulation for children from birth to 4 years.	Yes	174,879	174,879	N/A
ELUNDINI EDUCARE CENTRE	Provision of nutrition as well as early learning and stimulation for children from birth to 4 years.	Yes	151,166	151,166	N/A
APPELKASSIE CRECHE	Provision of nutrition as well as early learning and stimulation for children from birth to 4 years.	Yes	80,946	80,946	N/A
BRANDOVALE SIEMBAMBA CRECHE	Provision of nutrition as well as early learning and stimulation for children from birth to 4 years.	Yes	85,596	85,596	N/A
BUSY BEE EDUCARE CENTRE	Provision of nutrition as well as early learning and stimulation for children from birth to 4 years.	Yes	128,502	128,502	N/A
SONSKYN CRECHE	Provision of nutrition as well as early learning and stimulation for children from birth to 4 years.	Yes	150,444	150,444	N/A
ST PHILIP'S NURSERY SCHOOL	Provision of nutrition as well as early learning and stimulation for children from birth to 4 years.	Yes	91,962	91,962	N/A
SUN CITY NURSERY SCHOOL	Provision of nutrition as well as early learning and stimulation for children from birth to 4 years.	Yes	110,385	110,385	N/A
TIA WESSELS EDUCARE CENTRE	Provision of nutrition as well as early learning and stimulation for children from birth to 4 years.	Yes	72,954	72,954	N/A
TYHILULWAZI EDUCARE CENTRE	Provision of nutrition as well as early learning and stimulation for children from birth to 4 years.	Yes	83,985	83,985	N/A
VEZUKHANYO PRE SCHOOL	Provision of nutrition as well as early learning and stimulation for children from birth to 4 years.	Yes	123,741	123,741	N/A
VUKANI PRE-SCHOOL	Provision of nutrition as well as early learning and stimulation for children from birth to 4 years.	Yes	139,077	139,077	N/A
WONDERLAND PRE-PRIMARY	Provision of nutrition as well as early learning and stimulation for children from birth to 4 years.	Yes	123,561	123,561	N/A
MZAMOMHLE PRE-SCHOOL	Provision of nutrition as well as early learning and stimulation for children from birth to 4 years.	Yes	129,600	129,600	N/A
NOMPUMELELO PRE SCHOOL	Provision of nutrition as well as early learning and stimulation for children	Yes	86,229	86,229	N/A

Name of transferee	Purpose for which the funds were used	Compliance with s 38 (1) (j) of the PFMA	Amount transferred (R'000)	Amount spent by the entity	Reasons for the funds unspent by the entity
	from birth to 4 years.				
PORT ALFRED COMMUNITY PROJECT	Provision of nutrition as well as early learning and stimulation for children from birth to 4 years.	Yes	168,723	168,723	N/A
PHAKAMISANI PRE-SCHOOL	Provision of nutrition as well as early learning and stimulation for children from birth to 4 years.	Yes	129,510	129,510	N/A
RAGLAN ROAD CHILD CARE CENTRE	Provision of nutrition as well as early learning and stimulation for children from birth to 4 years.	Yes	149,598	149,598	N/A
SAKHISIZWE EDUCARE CENTRE	Provision of nutrition as well as early learning and stimulation for children from birth to 4 years.	Yes	172,478	172,478	N/A
SHAW HALL DAY CARE CENTRE	Provision of nutrition as well as early learning and stimulation for children from birth to 4 years.	Yes	131,438	131,438	N/A
SINOYOLO DAY CARE CENTRE	Provision of nutrition as well as early learning and stimulation for children from birth to 4 years.	Yes	70,665	70,665	N/A
SIPHUCULE CRECHE	Provision of nutrition as well as early learning and stimulation for children from birth to 4 years.	Yes	176,922	176,922	N/A
SIYABULELA DAY CARE CENTRE ALEXA	Provision of nutrition as well as early learning and stimulation for children from birth to 4 years.	Yes	71,109	71,109	N/A
LUKHANYO DAY CARE CENTRE	Provision of nutrition as well as early learning and stimulation for children from birth to 4 years.	Yes	127,332	127,332	N/A
LUKHANYO PRE SCHOOL	Provision of nutrition as well as early learning and stimulation for children from birth to 4 years.	Yes	132,975	132,975	N/A
MASAKHANE EDUCARE CENTRE	Provision of nutrition as well as early learning and stimulation for children from birth to 4 years.	Yes	171,081	171,081	N/A
MASIBAMBISANE PRE-SCHOOL	Provision of nutrition as well as early learning and stimulation for children from birth to 4 years.	Yes	135,726	135,726	N/A
MASIBULELE PRE SCHOOL	Provision of nutrition as well as early learning and stimulation for children from birth to 4 years.	Yes	94,419	94,419	N/A
MASIKHULE FAMILY DEVELOPMENT PRO	Provision of nutrition as well as early learning and stimulation for children from birth to 4 years.	Yes	177,264	177,264	N/A
MASIZAKHE DAY CARE CENTER	Provision of nutrition as well as early learning and stimulation for children from birth to 4 years.	Yes	110,738	110,738	N/A
MASAKHANE CRECHE PATERSON	Provision of nutrition as well as early learning and stimulation for children from birth to 4 years.	Yes	58,421	58,421	N/A
MORIA EDUCARE CENTRE	Provision of nutrition as well as early learning and stimulation for children from birth to 4 years.	Yes	77,292	77,292	N/A
MZAMOMHLE CRECHE	Provision of nutrition as well as early learning and stimulation for children from birth to 4 years.	Yes	140,976	140,976	N/A
COLLIE KOEBERG PRE-PRIMARY	Provision of nutrition as well as early learning and stimulation for children from birth to 4 years.	Yes	151,299	151,299	N/A
DORAH MOSES PRE SCHOOL	Provision of nutrition as well as early learning and stimulation for children from birth to 4 years.	Yes	158,472	158,472	N/A
GLADYS WILLIAMS CRECHE	Provision of nutrition as well as early learning and stimulation for children from birth to 4 years.	Yes	113,751	113,751	N/A

Name of transferee	Purpose for which the funds were used	Compliance with s 38 (1) (j) of the PFMA	Amount transferred (R'000)	Amount spent by the entity	Reasons for the funds unspent by the entity
GOMPO DAY CARE CENTRE	Provision of nutrition as well as early learning and stimulation for children from birth to 4 years.	Yes	177,750	177,750	N/A
HEIDI EDUCARE CENTRE	Provision of nutrition as well as early learning and stimulation for children from birth to 4 years.	Yes	168,381	168,381	N/A
HEIDI PRE PRIMARY SCHOOL	Provision of nutrition as well as early learning and stimulation for children from birth to 4 years.	Yes	18,086	18,086	N/A
ITHEMBALETHU DAY CARE CENTRE	Provision of nutrition as well as early learning and stimulation for children from birth to 4 years.	Yes	164,772	164,772	N/A
KLIPFONTEIN CRECHE	Provision of nutrition as well as early learning and stimulation for children from birth to 4 years.	Yes	108,609	108,609	N/A
LUKHANYISO EDUCARE CENTRE	Provision of nutrition as well as early learning and stimulation for children from birth to 4 years.	Yes	75,159	75,159	N/A
ALEXANDRIA CRECHE	Provision of nutrition as well as early learning and stimulation for children from birth to 4 years.	Yes	74,406	74,406	N/A
AMANDLA PRE-SCHOOL	Provision of nutrition as well as early learning and stimulation for children from birth to 4 years.	Yes	157,302	157,302	N/A
BAVUMELENI EDUCARE CENTRE	Provision of nutrition as well as early learning and stimulation for children from birth to 4 years.	Yes	82,549	82,549	N/A
WIELIE WALIE / COOKHOUSE KINDERS	Provision of nutrition as well as early learning and stimulation for children from birth to 4 years.	Yes	101,286	101,286	N/A
RUTH MCCULLUM EDUCARE CENTRE	Provision of nutrition as well as early learning and stimulation for children from birth to 4 years.	Yes	133,473	133,473	N/A
WIELIE WALIE EDUCARE CENTER	Provision of nutrition as well as early learning and stimulation for children from birth to 4 years.	Yes	104,157	104,157	N/A
WILLOWMORE EDUCARE CENTRE	Provision of nutrition as well as early learning and stimulation for children from birth to 4 years.	Yes	97,245	97,245	N/A
ZAMUXOLO CRECHE	Provision of nutrition as well as early learning and stimulation for children from birth to 4 years.	Yes	117,963	117,963	N/A
ZIZAMELE PRE PRIMARY SCHOOL	Provision of nutrition as well as early learning and stimulation for children from birth to 4 years.	Yes	175,023	175,023	N/A
THEO KLAASEN EDUCARE CENTRE	Provision of nutrition as well as early learning and stimulation for children from birth to 4 years.	Yes	102,555	102,555	N/A
TINKERBELL EDUCARE CENTRE	Provision of nutrition as well as early learning and stimulation for children from birth to 4 years.	Yes	178,389	178,389	N/A
UITKYK CRECHE	Provision of nutrition as well as early learning and stimulation for children from birth to 4 years.	Yes	141,939	141,939	N/A
UMZAMOMHLE CRECHE	Provision of nutrition as well as early learning and stimulation for children from birth to 4 years.	Yes	176,409	176,409	N/A
VULISANGO EDUCARE CENTRE	Provision of nutrition as well as early learning and stimulation for children from birth to 4 years.	Yes	96,582	96,582	N/A
SNEEUWITJIE EARLY CHILDHOOD DEVE	Provision of nutrition as well as early learning and stimulation for children from birth to 4 years.	Yes	134,064	134,064	N/A
SOPAKAMA EDUCARE	Provision of nutrition as well as early	Yes	147,087	147,087	N/A

Name of transferee	Purpose for which the funds were used	Compliance with s 38 (1) (j) of the PFMA	Amount transferred (R'000)	Amount spent by the entity	Reasons for the funds unspent by the entity
CENTRE	learning and stimulation for children from birth to 4 years.				
SOZAMA PRE SCHOOL	Provision of nutrition as well as early learning and stimulation for children from birth to 4 years.	Yes	137,421	137,421	N/A
ST ANNES EDUCARE CENTRE	Provision of nutrition as well as early learning and stimulation for children from birth to 4 years.	Yes	150,849	150,849	N/A
ST DON BOSCO CRECHE	Provision of nutrition as well as early learning and stimulation for children from birth to 4 years.	Yes	176,139	176,139	N/A
THABONG PRE-SCHOOL	Provision of nutrition as well as early learning and stimulation for children from birth to 4 years.	Yes	165,996	165,996	N/A
THEMBALESIZWE EDUCARE CENTRE	Provision of nutrition as well as early learning and stimulation for children from birth to 4 years.	Yes	150,129	150,129	N/A
QAQAWULI GODOLOZI PRE SCHOOL	Provision of nutrition as well as early learning and stimulation for children from birth to 4 years.	Yes	174,915	174,915	N/A
RUTH DANO PRE PRIMARY SCHOOL	Provision of nutrition as well as early learning and stimulation for children from birth to 4 years.	Yes	158,382	158,382	N/A
SIEMBAMBA EDUCARE CENTRE	Provision of nutrition as well as early learning and stimulation for children from birth to 4 years.	Yes	87,655	87,655	N/A
SINETHEMBA CRECHE	Provision of nutrition as well as early learning and stimulation for children from birth to 4 years.	Yes	104,499	104,499	N/A
SIYABULELA EDUCARE CENTRE	Provision of nutrition as well as early learning and stimulation for children from birth to 4 years.	Yes	162,693	162,693	N/A
NOSISEKO EDUCARE CENTRE	Provision of nutrition as well as early learning and stimulation for children from birth to 4 years.	Yes	168,309	168,309	N/A
NOXOLO CRECHE	Provision of nutrition as well as early learning and stimulation for children from birth to 4 years.	Yes	82,161	82,161	N/A
PAULOS OYINGCWELE CRECHE	Provision of nutrition as well as early learning and stimulation for children from birth to 4 years.	Yes	154,386	154,386	N/A
PERSEVERE EDUCARE CENTRE	Provision of nutrition as well as early learning and stimulation for children from birth to 4 years.	Yes	153,009	153,009	N/A
P.G. MANQANA EDUCARE CENTRE	Provision of nutrition as well as early learning and stimulation for children from birth to 4 years.	Yes	158,319	158,319	N/A
PHLLISPSVILLE KLEUTERSKOOL	Provision of nutrition as well as early learning and stimulation for children from birth to 4 years.	Yes	67,302	67,302	N/A
NOMPUMELELO PRE-SCHOOL	Provision of nutrition as well as early learning and stimulation for children from birth to 4 years.	Yes	77,064	77,064	N/A
NOMZAMO PRE-PRIMARY SCHOOL	Provision of nutrition as well as early learning and stimulation for children from birth to 4 years.	Yes	156,438	156,438	N/A
NOMZAMO PRE-SCHOOL	Provision of nutrition as well as early learning and stimulation for children from birth to 4 years.	Yes	69,348	69,348	N/A
NONKQUBELA PRE-SCHOOL	Provision of nutrition as well as early learning and stimulation for children from birth to 4 years.	Yes	181,197	181,197	N/A
NONKQUBELA EDUCARE CENTRE	Provision of nutrition as well as early learning and stimulation for children	Yes	156,213	156,213	N/A

Name of transferee	Purpose for which the funds were used	Compliance with s 38 (1) (j) of the PFMA	Amount transferred (R'000)	Amount spent by the entity	Reasons for the funds unspent by the entity
	from birth to 4 years.				
NONTSAPHO PRE-SCHOOL	Provision of nutrition as well as early learning and stimulation for children from birth to 4 years.	Yes	175,077	175,077	N/A
NONTSIKELELO EDUCARE	Provision of nutrition as well as early learning and stimulation for children from birth to 4 years.	Yes	99,750	99,750	N/A
NONZONDELELO EDUCARE CENTRE	Provision of nutrition as well as early learning and stimulation for children from birth to 4 years.	Yes	158,463	158,463	N/A
NESKUIKENS CRECHE	Provision of nutrition as well as early learning and stimulation for children from birth to 4 years.	Yes	44,937	44,937	N/A
NKOSINATHI EDUCARE CENTRE	Provision of nutrition as well as early learning and stimulation for children from birth to 4 years.	Yes	143,804	143,804	N/A
NOBUNTU EDUCARE CENTRE	Provision of nutrition as well as early learning and stimulation for children from birth to 4 years.	Yes	168,174	168,174	N/A
NOLUNDI CRECHE & PRE-SCHOOL	Provision of nutrition as well as early learning and stimulation for children from birth to 4 years.	Yes	111,108	111,108	N/A
NOLUTHANDO PRE-SCHOOL	Provision of nutrition as well as early learning and stimulation for children from birth to 4 years.	Yes	178,272	178,272	N/A
NOMATHAMSAQA	Provision of nutrition as well as early learning and stimulation for children from birth to 4 years.	Yes	176,397	176,397	N/A
NOMHLE EDUCARE CENTRE	Provision of nutrition as well as early learning and stimulation for children from birth to 4 years.	Yes	78,227	78,227	N/A
MASIKHULE CRECHE	Provision of nutrition as well as early learning and stimulation for children from birth to 4 years.	Yes	164,448	164,448	N/A
MICKEY MOUSE EDUCARE CENTRE	Provision of nutrition as well as early learning and stimulation for children from birth to 4 years.	Yes	85,014	85,014	N/A
MINI MARVELS DAY CARE CENTRE	Provision of nutrition as well as early learning and stimulation for children from birth to 4 years.	Yes	140,823	140,823	N/A
MSOBOMVU FAMILY DEVELOPMENT PROJ	Provision of nutrition as well as early learning and stimulation for children from birth to 4 years.	Yes	142,923	142,923	N/A
MZAMOMHLE DAY CARE CENTRE	Provision of nutrition as well as early learning and stimulation for children from birth to 4 years.	Yes	65,193	65,193	N/A
KROONVALE CRECHE-CUM PRE-PRIMARY	Provision of nutrition as well as early learning and stimulation for children from birth to 4 years.	Yes	143,082	143,082	N/A
KWANOBUHLE EDUCARE CENTRE	Provision of nutrition as well as early learning and stimulation for children from birth to 4 years.	Yes	162,450	162,450	N/A
LANGA EDUCARE CENTRE	Provision of nutrition as well as early learning and stimulation for children from birth to 4 years.	Yes	174,285	174,285	N/A
LOERIEHEUWEL CRECHE	Provision of nutrition as well as early learning and stimulation for children from birth to 4 years.	Yes	161,874	161,874	N/A
LUNCEDO CRECHE	Provision of nutrition as well as early learning and stimulation for children from birth to 4 years.	Yes	110,259	110,259	N/A
LUTHERAN EDUCARE CENTRE	Provision of nutrition as well as early learning and stimulation for children from birth to 4 years.	Yes	176,238	176,238	N/A

Name of transferee	Purpose for which the funds were used	Compliance with s 38 (1) (j) of the PFMA	Amount transferred (R'000)	Amount spent by the entity	Reasons for the funds unspent by the entity
MABANDLA PRE- SCHOOL	Provision of nutrition as well as early learning and stimulation for children from birth to 4 years.	Yes	172,251	172,251	N/A
KATE VAN DER MERWE CRECHE	Provision of nutrition as well as early learning and stimulation for children from birth to 4 years.	Yes	130,914	130,914	N/A
KHANYISA EDUCARE CENTRE	Provision of nutrition as well as early learning and stimulation for children from birth to 4 years.	Yes	100,770	100,770	N/A
KLEINGOETLAND EDUCARE CENTRE	Provision of nutrition as well as early learning and stimulation for children from birth to 4 years.	Yes	163,782	163,782	N/A
MASIGCINANE EDUCARE CENTRE	Provision of nutrition as well as early learning and stimulation for children from birth to 4 years.	Yes	138,229	138,229	N/A
ROSARY NURSERY SCHOOL AND CRECHE	Provision of nutrition as well as early learning and stimulation for children from birth to 4 years.	Yes	161,055	161,055	N/A
HASIE KALBASSIE PLAY GROUP	Provision of nutrition as well as early learning and stimulation for children from birth to 4 years.	Yes	40,995	40,995	N/A
UMTHAWELANGA CRECHE	Provision of nutrition as well as early learning and stimulation for children from birth to 4 years.	Yes	161,892	161,892	N/A
MASIPHATHISA PLAY GROUP	Provision of nutrition as well as early learning and stimulation for children from birth to 4 years.	Yes	178,200	178,200	N/A
KUYASA CRECHE-PRE-SCHOOL	Provision of nutrition as well as early learning and stimulation for children from birth to 4 years.	Yes	103,311	103,311	N/A
LINGELIHLE CRECHE	Provision of nutrition as well as early learning and stimulation for children from birth to 4 years.	Yes	160,650	160,650	N/A
VULAMASANGO 2	Provision of nutrition as well as early learning and stimulation for children from birth to 4 years.	Yes	63,225	63,225	N/A
VUKANI EDUCARE CENTRE	Provision of nutrition as well as early learning and stimulation for children from birth to 4 years.	Yes	115,416	115,416	N/A
LUKHANYISO CRECHE	Provision of nutrition as well as early learning and stimulation for children from birth to 4 years.	Yes	157,653	157,653	N/A
ELUMKO EDUCARE CENTRE	Provision of nutrition as well as early learning and stimulation for children from birth to 4 years.	Yes	154,584	154,584	N/A
NOBUHLE EDUCARE CENTRE	Provision of nutrition as well as early learning and stimulation for children from birth to 4 years.	Yes	160,533	160,533	N/A
NONCEBA PRE-SCHOOL	Provision of nutrition as well as early learning and stimulation for children from birth to 4 years.	Yes	78,615	78,615	N/A
LERATO PRE SCHOOL	Provision of nutrition as well as early learning and stimulation for children from birth to 4 years.	Yes	168,507	168,507	N/A
NOMPUMELELO PRE-SCHOOL	Provision of nutrition as well as early learning and stimulation for children from birth to 4 years.	Yes	94,224	94,224	N/A
ROLOBILE PRE-SCHOOL	Provision of nutrition as well as early learning and stimulation for children from birth to 4 years.	Yes	84,612	84,612	N/A
PAKAMANI GOSO PRE-SCHOOL	Provision of nutrition as well as early learning and stimulation for children from birth to 4 years.	Yes	67,041	67,041	N/A
SIYAMTHEMBA PRE-	Provision of nutrition as well as early	Yes	152,055	152,055	N/A

Name of transferee	Purpose for which the funds were used	Compliance with s 38 (1) (j) of the PFMA	Amount transferred (R'000)	Amount spent by the entity	Reasons for the funds unspent by the entity
SCHOOL	learning and stimulation for children from birth to 4 years.				
NALEDI PRE-SCHOOL	Provision of nutrition as well as early learning and stimulation for children from birth to 4 years.	Yes	84,012	84,012	N/A
LUTHANDO PRE-SCHOOL	Provision of nutrition as well as early learning and stimulation for children from birth to 4 years.	Yes	138,696	138,696	N/A
MASIKHULE PRE-SCHOOL	Provision of nutrition as well as early learning and stimulation for children from birth to 4 years.	Yes	143,586	143,586	N/A
SPUDU PRE-SCHOOL	Provision of nutrition as well as early learning and stimulation for children from birth to 4 years.	Yes	80,904	80,904	N/A
MANDELA PRE-SCHOOL	Provision of nutrition as well as early learning and stimulation for children from birth to 4 years.	Yes	73,344	73,344	N/A
NOBUNTU DAY CARE CENTRE	Provision of nutrition as well as early learning and stimulation for children from birth to 4 years.	Yes	80,319	80,319	N/A
NOSISEKO DAY CARE CENTRE	Provision of nutrition as well as early learning and stimulation for children from birth to 4 years.	Yes	168,723	168,723	N/A
NOMZAMO	Provision of nutrition as well as early learning and stimulation for children from birth to 4 years.	Yes	87,399	87,399	N/A
SEPLAN PRE SCHOOL	Provision of nutrition as well as early learning and stimulation for children from birth to 4 years.	Yes	56,658	56,658	N/A
NOKWAKHA DAY CARE CENTRE	Provision of nutrition as well as early learning and stimulation for children from birth to 4 years.	Yes	74,310	74,310	N/A
THEMBENI PRE SCHOOL	Provision of nutrition as well as early learning and stimulation for children from birth to 4 years.	Yes	56,556	56,556	N/A
ZOLANI PRE SCHOOL	Provision of nutrition as well as early learning and stimulation for children from birth to 4 years.	Yes	91,683	91,683	N/A
ST CATHERINES PRE SCHOOL	Provision of nutrition as well as early learning and stimulation for children from birth to 4 years.	Yes	140,373	140,373	N/A
WHITE CITY PRE SCHOOL	Provision of nutrition as well as early learning and stimulation for children from birth to 4 years.	Yes	51,572	51,572	N/A
ILINGELETHU CRECHE	Provision of nutrition as well as early learning and stimulation for children from birth to 4 years.	Yes	155,700	155,700	N/A
SEVENTH DAY PRE-SCHOOL	Provision of nutrition as well as early learning and stimulation for children from birth to 4 years.	Yes	114,280	114,280	N/A
FEZEKA	Provision of nutrition as well as early learning and stimulation for children from birth to 4 years.	Yes	142,083	142,083	N/A
MOUNT ARTHUR PRE SCHOOL	Provision of nutrition as well as early learning and stimulation for children from birth to 4 years.	Yes	86,310	86,310	N/A
SIZIZAMELE EDUCARE CENTRE	Provision of nutrition as well as early learning and stimulation for children from birth to 4 years.	Yes	175,419	175,419	N/A
QUEENSTOWN CHILD CARE CENTRE	Provision of nutrition as well as early learning and stimulation for children from birth to 4 years.	Yes	168,039	168,039	N/A
MASAKHANE PRE-SCHOOL	Provision of nutrition as well as early learning and stimulation for children	Yes	75,603	75,603	N/A

Name of transferee	Purpose for which the funds were used	Compliance with s 38 (1) (j) of the PFMA	Amount transferred (R'000)	Amount spent by the entity	Reasons for the funds unspent by the entity
	from birth to 4 years.				
NONCEDO DAY CARE CENTRE	Provision of nutrition as well as early learning and stimulation for children from birth to 4 years.	Yes	52,326	52,326	N/A
ZUBASDALE	Provision of nutrition as well as early learning and stimulation for children from birth to 4 years.	Yes	94,626	94,626	N/A
MAKUKHANYE PRE SCHOOL	Provision of nutrition as well as early learning and stimulation for children from birth to 4 years.	Yes	69,546	69,546	N/A
KHULILE PRE-SCHOOL	Provision of nutrition as well as early learning and stimulation for children from birth to 4 years.	Yes	108,393	108,393	N/A
GADLUME DAY CARE CENTRE	Provision of nutrition as well as early learning and stimulation for children from birth to 4 years.	Yes	86,850	86,850	N/A
NOSIZWE PRE SCHOOL	Provision of nutrition as well as early learning and stimulation for children from birth to 4 years.	Yes	115,065	115,065	N/A
ST CYPRIANS N PRE SCHOOL	Provision of nutrition as well as early learning and stimulation for children from birth to 4 years.	Yes	76,614	76,614	N/A
NALISANGO DAY CARE CENTRE	Provision of nutrition as well as early learning and stimulation for children from birth to 4 years.	Yes	96,744	96,744	N/A
MZAMOMHLE PRE SCHOOL	Provision of nutrition as well as early learning and stimulation for children from birth to 4 years.	Yes	68,490	68,490	N/A
ZAMUKULUNGISA	Provision of nutrition as well as early learning and stimulation for children from birth to 4 years.	Yes	59,670	59,670	N/A
KABOUTERLAND EDUCARE CENTRE	Provision of nutrition as well as early learning and stimulation for children from birth to 4 years.	Yes	153,981	153,981	N/A
EKKLASIA	Provision of nutrition as well as early learning and stimulation for children from birth to 4 years.	Yes	115,968	115,968	N/A
NOBANTU PRE-SCHOOL	Provision of nutrition as well as early learning and stimulation for children from birth to 4 years.	Yes	69,012	69,012	N/A
SMALL FARM PRE SCHOOL	Provision of nutrition as well as early learning and stimulation for children from birth to 4 years.	Yes	49,737	49,737	N/A
SIYAKONWABA PRE-SCHOOL	Provision of nutrition as well as early learning and stimulation for children from birth to 4 years.	Yes	56,886	56,886	N/A
SIFUNULWAZI EDUCARE CENTRE	Provision of nutrition as well as early learning and stimulation for children from birth to 4 years.	Yes	61,535	61,535	N/A
PHANDULWAZI	Provision of nutrition as well as early learning and stimulation for children from birth to 4 years.	Yes	118,116	118,116	N/A
MANZANA DAY CARE CENTRE	Provision of nutrition as well as early learning and stimulation for children from birth to 4 years.	Yes	99,585	99,585	N/A
SIZAMILE DAY CARE CENTRE	Provision of nutrition as well as early learning and stimulation for children from birth to 4 years.	Yes	91,374	91,374	N/A
KHANYISA DAY CARE CENTRE	Provision of nutrition as well as early learning and stimulation for children from birth to 4 years.	Yes	90,576	90,576	N/A
MASITHANDANE DAY CARE CENTRE	Provision of nutrition as well as early learning and stimulation for children from birth to 4 years.	Yes	76,401	76,401	N/A

Name of transferee	Purpose for which the funds were used	Compliance with s 38 (1) (j) of the PFMA	Amount transferred (R'000)	Amount spent by the entity	Reasons for the funds unspent by the entity
NOMZAMO EDUCARE CENTRE	Provision of nutrition as well as early learning and stimulation for children from birth to 4 years.	Yes	155,655	155,655	N/A
SIVUMILE PRE-SCHOOL	Provision of nutrition as well as early learning and stimulation for children from birth to 4 years.	Yes	99,486	99,486	N/A
NOMZAMO DAY CARE	Provision of nutrition as well as early learning and stimulation for children from birth to 4 years.	Yes	106,614	106,614	N/A
QOBOSHANE DAY CARE CENTRE	Provision of nutrition as well as early learning and stimulation for children from birth to 4 years.	Yes	97,515	97,515	N/A
JEKENI NOMZAMO PRE SCHOOL	Provision of nutrition as well as early learning and stimulation for children from birth to 4 years.	Yes	77,121	77,121	N/A
NOMVELISO PRE-SCHOOL	Provision of nutrition as well as early learning and stimulation for children from birth to 4 years.	Yes	78,990	78,990	N/A
EKUPHUMLENI	Provision of nutrition as well as early learning and stimulation for children from birth to 4 years.	Yes	53,427	53,427	N/A
VEZUKHANYO PRE SCHOOL	Provision of nutrition as well as early learning and stimulation for children from birth to 4 years.	Yes	71,352	71,352	N/A
VOVENI PRE-SCHOOL	Provision of nutrition as well as early learning and stimulation for children from birth to 4 years.	Yes	116,202	116,202	N/A
PHEZULU PRE-SCHOOL	Provision of nutrition as well as early learning and stimulation for children from birth to 4 years.	Yes	118,579	118,579	N/A
SIKHUMBENI PRE-SCHOOL	Provision of nutrition as well as early learning and stimulation for children from birth to 4 years.	Yes	122,265	122,265	N/A
AKISIZWE PRE-SCHOOL	Provision of nutrition as well as early learning and stimulation for children from birth to 4 years.	Yes	163,818	163,818	N/A
LUBALEKO PRE-SCHOOL	Provision of nutrition as well as early learning and stimulation for children from birth to 4 years.	Yes	171,369	171,369	N/A
LOWER MKEMANE PRE-SCHOOL	Provision of nutrition as well as early learning and stimulation for children from birth to 4 years.	Yes	125,955	125,955	N/A
ZANOKHANYO PRE-SCHOOL	Provision of nutrition as well as early learning and stimulation for children from birth to 4 years.	Yes	139,194	139,194	N/A
MASIZAKHE PRE-SCHOOL	Provision of nutrition as well as early learning and stimulation for children from birth to 4 years.	Yes	113,151	113,151	N/A
VUSISIZWE PRE-SCHOOL	Provision of nutrition as well as early learning and stimulation for children from birth to 4 years.	Yes	90,492	90,492	N/A
SIHLE PRE-SCHOOL	Provision of nutrition as well as early learning and stimulation for children from birth to 4 years.	Yes	133,356	133,356	N/A
MHLOZINI PRE SCHOOL	Provision of nutrition as well as early learning and stimulation for children from birth to 4 years.	Yes	172,755	172,755	N/A
MTHONJENI PRE-SCHOOL	Provision of nutrition as well as early learning and stimulation for children from birth to 4 years.	Yes	146,544	146,544	N/A
JUSTICE SODLADLA PRE-SCHOOL	Provision of nutrition as well as early learning and stimulation for children from birth to 4 years.	Yes	132,690	132,690	N/A
ZINGISANI PRE-SCHOOL	Provision of nutrition as well as early	Yes	65,357	65,357	N/A

Name of transferee	Purpose for which the funds were used	Compliance with s 38 (1) (j) of the PFMA	Amount transferred (R'000)	Amount spent by the entity	Reasons for the funds unspent by the entity
	learning and stimulation for children from birth to 4 years.				
VUYANI PRE-SCHOOL	Provision of nutrition as well as early learning and stimulation for children from birth to 4 years.	Yes	85,029	85,029	N/A
NGWETSHENI PRE-SCHOOL	Provision of nutrition as well as early learning and stimulation for children from birth to 4 years.	Yes	84,600	84,600	N/A
ESSEK PRE-SCHOOL	Provision of nutrition as well as early learning and stimulation for children from birth to 4 years.	Yes	59,739	59,739	N/A
NCEDANANI PRE-SCHOOL	Provision of nutrition as well as early learning and stimulation for children from birth to 4 years.	Yes	122,103	122,103	N/A
KUYASA PRESCHOOL	Provision of nutrition as well as early learning and stimulation for children from birth to 4 years.	Yes	84,150	84,150	N/A
MAKHAYA PRE-SCHOOL	Provision of nutrition as well as early learning and stimulation for children from birth to 4 years.	Yes	52,275	52,275	N/A
PHAKAMANI PRE-SCHOOL	Provision of nutrition as well as early learning and stimulation for children from birth to 4 years.	Yes	100,956	100,956	N/A
TSWELO-PELE DAY CARE	Provision of nutrition as well as early learning and stimulation for children from birth to 4 years.	Yes	81,963	81,963	N/A
LANGENI PRE-SCHOOL	Provision of nutrition as well as early learning and stimulation for children from birth to 4 years.	Yes	80,466	80,466	N/A
MVENYANE	Provision of nutrition as well as early learning and stimulation for children from birth to 4 years.	Yes	121,833	121,833	N/A
SINOVUYO PRE-SCHOOL	Provision of nutrition as well as early learning and stimulation for children from birth to 4 years.	Yes	96,468	96,468	N/A
LUGELWENI PRE-SCHOOL	Provision of nutrition as well as early learning and stimulation for children from birth to 4 years.	Yes	111,792	111,792	N/A
MAGONTSINI PRE-SCHOOL	Provision of nutrition as well as early learning and stimulation for children from birth to 4 years.	Yes	128,418	128,418	N/A
MZOMHLE PRE-SCHOOL	Provision of nutrition as well as early learning and stimulation for children from birth to 4 years.	Yes	129,462	129,462	N/A
MASEKELA	Provision of nutrition as well as early learning and stimulation for children from birth to 4 years.	Yes	96,120	96,120	N/A
ZAMANI SEMENI PRE-SCHOOL	Provision of nutrition as well as early learning and stimulation for children from birth to 4 years.	Yes	114,516	114,516	N/A
SIYABULELA NOTA PRE-SCHOOL	Provision of nutrition as well as early learning and stimulation for children from birth to 4 years.	Yes	167,193	167,193	N/A
LINGELETHU PRE-SCHOOL	Provision of nutrition as well as early learning and stimulation for children from birth to 4 years.	Yes	125,856	125,856	N/A
CABAZANA PRE SCHOOL	Provision of nutrition as well as early learning and stimulation for children from birth to 4 years.	Yes	105,048	105,048	N/A
SIYABULELA PRE SCHOOL	Provision of nutrition as well as early learning and stimulation for children from birth to 4 years.	Yes	46,116	46,116	N/A
MALUTI PRE-PRIMARY SCHOOL	Provision of nutrition as well as early learning and stimulation for children	Yes	133,929	133,929	N/A

Name of transferee	Purpose for which the funds were used	Compliance with s 38 (1) (j) of the PFMA	Amount transferred (R'000)	Amount spent by the entity	Reasons for the funds unspent by the entity
	from birth to 4 years.				
MOUNT HOREB PRE-SCHOOL	Provision of nutrition as well as early learning and stimulation for children from birth to 4 years.	Yes	163,788	163,788	N/A
MECHAEILING	Provision of nutrition as well as early learning and stimulation for children from birth to 4 years.	Yes	129,147	129,147	N/A
NONTSIKELELO PRE-SCHOOL	Provision of nutrition as well as early learning and stimulation for children from birth to 4 years.	Yes	51,565	51,565	N/A
MASIBULELE CRECHE	Provision of nutrition as well as early learning and stimulation for children from birth to 4 years.	Yes	178,677	178,677	N/A
BAKHOKELE DAY CARE CENTRE	Provision of nutrition as well as early learning and stimulation for children from birth to 4 years.	Yes	86,943	86,943	N/A
NOZOLILE DAY CARE CENTRE	Provision of nutrition as well as early learning and stimulation for children from birth to 4 years.	Yes	122,472	122,472	N/A
MASIZAKHE PRE-SCHOOL	Provision of nutrition as well as early learning and stimulation for children from birth to 4 years.	Yes	124,371	124,371	N/A
MANDLENI DAY CARE CENTRE	Provision of nutrition as well as early learning and stimulation for children from birth to 4 years.	Yes	100,689	100,689	N/A
NOMZAMO D.C.C.	Provision of nutrition as well as early learning and stimulation for children from birth to 4 years.	Yes	132,246	132,246	N/A
OQOLWENI DAY CARE CENTRE	Provision of nutrition as well as early learning and stimulation for children from birth to 4 years.	Yes	121,617	121,617	N/A
MTUTUZALI PRE-SCHOOL	Provision of nutrition as well as early learning and stimulation for children from birth to 4 years.	Yes	96,617	96,617	N/A
SIVUMILE PRE-SCHOOL	Provision of nutrition as well as early learning and stimulation for children from birth to 4 years.	Yes	159,894	159,894	N/A
NKQUBELA PRE-SCHOOL	Provision of nutrition as well as early learning and stimulation for children from birth to 4 years.	Yes	120,510	120,510	N/A
NTSEPO PRE SCHOOL	Provision of nutrition as well as early learning and stimulation for children from birth to 4 years.	Yes	148,257	148,257	N/A
NKANUNU PRE-SCHOOL	Provision of nutrition as well as early learning and stimulation for children from birth to 4 years.	Yes	93,798	93,798	N/A
ZINTONGA PRE-SCHOOL	Provision of nutrition as well as early learning and stimulation for children from birth to 4 years.	Yes	162,162	162,162	N/A
THEMBENI DAY CARE CENTRE	Provision of nutrition as well as early learning and stimulation for children from birth to 4 years.	Yes	73,976	73,976	N/A
SIVELELE DAY CARE CENTRE	Provision of nutrition as well as early learning and stimulation for children from birth to 4 years.	Yes	71,379	71,379	N/A
ETHEMBENI	Provision of nutrition as well as early learning and stimulation for children from birth to 4 years.	Yes	115,533	115,533	N/A
MNZEBE DAY CARE	Provision of nutrition as well as early learning and stimulation for children from birth to 4 years.	Yes	114,210	114,210	N/A
SOXUJWA PRE-SCHOOL	Provision of nutrition as well as early learning and stimulation for children from birth to 4 years.	Yes	98,478	98,478	N/A

Name of transferee	Purpose for which the funds were used	Compliance with s 38 (1) (j) of the PFMA	Amount transferred (R'000)	Amount spent by the entity	Reasons for the funds unspent by the entity
THANDISIWE DAYCARE CENTRE	Provision of nutrition as well as early learning and stimulation for children from birth to 4 years.	Yes	60,399	60,399	N/A
TEMBALETHU PRE-SCHOOL	Provision of nutrition as well as early learning and stimulation for children from birth to 4 years.	Yes	145,845	145,845	N/A
LUNCEDOLWETU PRE-SCHOOL	Provision of nutrition as well as early learning and stimulation for children from birth to 4 years.	Yes	157,500	157,500	N/A
LITTLE FLOWER PRE-SCHOOL	Provision of nutrition as well as early learning and stimulation for children from birth to 4 years.	Yes	165,393	165,393	N/A
MELISIZWE PRE-SCHOOL	Provision of nutrition as well as early learning and stimulation for children from birth to 4 years.	Yes	130,626	130,626	N/A
SIYAFUNDA DAY CARE	Provision of nutrition as well as early learning and stimulation for children from birth to 4 years.	Yes	74,439	74,439	N/A
BAKANGILE DAY CARE CENTRE	Provision of nutrition as well as early learning and stimulation for children from birth to 4 years.	Yes	92,799	92,799	N/A
MAFUSINI PRE-SCHOOL	Provision of nutrition as well as early learning and stimulation for children from birth to 4 years.	Yes	91,656	91,656	N/A
KRANCOLO DAY CARE	Provision of nutrition as well as early learning and stimulation for children from birth to 4 years.	Yes	108,471	108,471	N/A
BOTANI PRE-SCHOOL	Provision of nutrition as well as early learning and stimulation for children from birth to 4 years.	Yes	175,185	175,185	N/A
NDZAME DAY CARE CENTRE	Provision of nutrition as well as early learning and stimulation for children from birth to 4 years.	Yes	109,305	109,305	N/A
LUKHANYO PRE-SCHOOL	Provision of nutrition as well as early learning and stimulation for children from birth to 4 years.	Yes	158,337	158,337	N/A
MTENGWANE PRE-SCHOOL	Provision of nutrition as well as early learning and stimulation for children from birth to 4 years.	Yes	172,332	172,332	N/A
MALANGAZANA PRE-SCHOOL	Provision of nutrition as well as early learning and stimulation for children from birth to 4 years.	Yes	114,831	114,831	N/A
NOMZAMO PRE-SCHOOL	Provision of nutrition as well as early learning and stimulation for children from birth to 4 years.	Yes	121,635	121,635	N/A
ZIZAMELE PRE-SCHOOL	Provision of nutrition as well as early learning and stimulation for children from birth to 4 years.	Yes	48,426	48,426	N/A
ZANONCEDO	Provision of nutrition as well as early learning and stimulation for children from birth to 4 years.	Yes	56,718	56,718	N/A
TSALABA PRE-SCHOOL	Provision of nutrition as well as early learning and stimulation for children from birth to 4 years.	Yes	118,526	118,526	N/A
MASIKHULENATHI PRE-SCHOOL	Provision of nutrition as well as early learning and stimulation for children from birth to 4 years.	Yes	100,623	100,623	N/A
SOMERVILLE DAY CARE CENTRE	Provision of nutrition as well as early learning and stimulation for children from birth to 4 years.	Yes	67,536	67,536	N/A
MASAKHANE DAY CARE	Provision of nutrition as well as early learning and stimulation for children from birth to 4 years.	Yes	85,338	85,338	N/A
IKHWEZI LOMSO	Provision of nutrition as well as early	Yes	72,912	72,912	N/A

Name of transferee	Purpose for which the funds were used	Compliance with s 38 (1) (j) of the PFMA	Amount transferred (R'000)	Amount spent by the entity	Reasons for the funds unspent by the entity
	learning and stimulation for children from birth to 4 years.				
KHANYISA LALENI DAY CARE CENTER	Provision of nutrition as well as early learning and stimulation for children from birth to 4 years.	Yes	59,718	59,718	N/A
ZAMUKULUNGISA DAY CARE	Provision of nutrition as well as early learning and stimulation for children from birth to 4 years.	Yes	145,860	145,860	N/A
MBONISWENI DAY CARE CENTRE	Provision of nutrition as well as early learning and stimulation for children from birth to 4 years.	Yes	88,254	88,254	N/A
MAKUKHANYE DAY CARE CENTRE	Provision of nutrition as well as early learning and stimulation for children from birth to 4 years.	Yes	141,840	141,840	N/A
NONKQUBELA PRE SCHOOL	Provision of nutrition as well as early learning and stimulation for children from birth to 4 years.	Yes	101,952	101,952	N/A
MASIBAMBANE DAY CARE CENTRE	Provision of nutrition as well as early learning and stimulation for children from birth to 4 years.	Yes	125,010	125,010	N/A
NGWEMNYAMA DAY CARE CENTRE	Provision of nutrition as well as early learning and stimulation for children from birth to 4 years.	Yes	114,525	114,525	N/A
KALANKOMO PRE-SCHOOL	Provision of nutrition as well as early learning and stimulation for children from birth to 4 years.	Yes	71,817	71,817	N/A
SIYAKHULA DAY CARE	Provision of nutrition as well as early learning and stimulation for children from birth to 4 years.	Yes	85,374	85,374	N/A
GCINUMHLABA DAY CARE	Provision of nutrition as well as early learning and stimulation for children from birth to 4 years.	Yes	94,920	94,920	N/A
VUSANANI DAY CARE	Provision of nutrition as well as early learning and stimulation for children from birth to 4 years.	Yes	88,056	88,056	N/A
SIYACELA DAY CARE	Provision of nutrition as well as early learning and stimulation for children from birth to 4 years.	Yes	112,308	112,308	N/A
NCEDULUNTU DAY CARE	Provision of nutrition as well as early learning and stimulation for children from birth to 4 years.	Yes	84,609	84,609	N/A
MALUSI DAY CARE	Provision of nutrition as well as early learning and stimulation for children from birth to 4 years.	Yes	75,273	75,273	N/A
SIZANANI PRE-SCHOOL	Provision of nutrition as well as early learning and stimulation for children from birth to 4 years.	Yes	137,541	137,541	N/A
NCEDOLWETHU PRE-SCHOOL	Provision of nutrition as well as early learning and stimulation for children from birth to 4 years.	Yes	118,944	118,944	N/A
NOBUHLE PRE-SCHOOL	Provision of nutrition as well as early learning and stimulation for children from birth to 4 years.	Yes	74,937	74,937	N/A
MZAMO B DAY CARE CENTRE	Provision of nutrition as well as early learning and stimulation for children from birth to 4 years.	Yes	111,249	111,249	N/A
INKQUBELA DAY CARE	Provision of nutrition as well as early learning and stimulation for children from birth to 4 years.	Yes	163,080	163,080	N/A
MZAMO 'A' PRE SCHOOL	Provision of nutrition as well as early learning and stimulation for children from birth to 4 years.	Yes	103,068	103,068	N/A
MANQONDO PRE-SCHL	Provision of nutrition as well as early learning and stimulation for children	Yes	121,995	121,995	N/A

Name of transferee	Purpose for which the funds were used	Compliance with s 38 (1) (j) of the PFMA	Amount transferred (R'000)	Amount spent by the entity	Reasons for the funds unspent by the entity
	from birth to 4 years.				
BONGANI DAY CARE CENTRE	Provision of nutrition as well as early learning and stimulation for children from birth to 4 years.	Yes	68,508	68,508	N/A
MAFUSINI DAY CARE CENTRE	Provision of nutrition as well as early learning and stimulation for children from birth to 4 years.	Yes	133,257	133,257	N/A
WILO COMMUNITY DAY CARE CENTRE	Provision of nutrition as well as early learning and stimulation for children from birth to 4 years.	Yes	140,679	140,679	N/A
LAPHUMILANGA DAY CARE CENTRE	Provision of nutrition as well as early learning and stimulation for children from birth to 4 years.	Yes	81,276	81,276	N/A
BACELA DAY CARE CENTRE	Provision of nutrition as well as early learning and stimulation for children from birth to 4 years.	Yes	122,994	122,994	N/A
KUYASA DAY CARE CENTRE	Provision of nutrition as well as early learning and stimulation for children from birth to 4 years.	Yes	122,832	122,832	N/A
NOLUTHANDO NKONDLO PRE-SCHOOL	Provision of nutrition as well as early learning and stimulation for children from birth to 4 years.	Yes	84,696	84,696	N/A
MASIBONISANE PRE SCHOOL	Provision of nutrition as well as early learning and stimulation for children from birth to 4 years.	Yes	62,784	62,784	N/A
PHAPHAMANI DAY CARE CENTRE	Provision of nutrition as well as early learning and stimulation for children from birth to 4 years.	Yes	108,162	108,162	N/A
VULINDLELA DAY CARE CENTRE	Provision of nutrition as well as early learning and stimulation for children from birth to 4 years.	Yes	105,831	105,831	N/A
UPPER NGQWARA PRE-SCHOOL	Provision of nutrition as well as early learning and stimulation for children from birth to 4 years.	Yes	94,392	94,392	N/A
ZANCI DAY CARE CENTRE	Provision of nutrition as well as early learning and stimulation for children from birth to 4 years.	Yes	141,642	141,642	N/A
MAWENI DAY CARE CENTRE	Provision of nutrition as well as early learning and stimulation for children from birth to 4 years.	Yes	112,149	112,149	N/A
VUKUZENZELE DAY CARE CENTRE	Provision of nutrition as well as early learning and stimulation for children from birth to 4 years.	Yes	75,726	75,726	N/A
LUMKO DAY CARE CENTRE	Provision of nutrition as well as early learning and stimulation for children from birth to 4 years.	Yes	77,022	77,022	N/A
BANGINDLOVU DAY CARE CENTRE	Provision of nutrition as well as early learning and stimulation for children from birth to 4 years.	Yes	117,288	117,288	N/A
ZAMIHLELO DAY CARE CENTRE	Provision of nutrition as well as early learning and stimulation for children from birth to 4 years.	Yes	68,877	68,877	N/A
NOMFUNDO DAY CARE CENTRE	Provision of nutrition as well as early learning and stimulation for children from birth to 4 years.	Yes	72,371	72,371	N/A
EBUFUMBA DAY CARE CENTRE	Provision of nutrition as well as early learning and stimulation for children from birth to 4 years.	Yes	81,054	81,054	N/A
ZAMUXOLO DAY CARE CENTRE	Provision of nutrition as well as early learning and stimulation for children from birth to 4 years.	Yes	102,357	102,357	N/A
GANUTHULI DAY CARE CENTRE	Provision of nutrition as well as early learning and stimulation for children from birth to 4 years.	Yes	69,030	69,030	N/A

Name of transferee	Purpose for which the funds were used	Compliance with s 38 (1) (j) of the PFMA	Amount transferred (R'000)	Amount spent by the entity	Reasons for the funds unspent by the entity
ST AUGUSTINE'S DAY CARE CENTRE	Provision of nutrition as well as early learning and stimulation for children from birth to 4 years.	Yes	76,500	76,500	N/A
ILISOLETHU DAY CARE CENTRE	Provision of nutrition as well as early learning and stimulation for children from birth to 4 years.	Yes	113,391	113,391	N/A
MASITHEMBE PRE-SCHOOL	Provision of nutrition as well as early learning and stimulation for children from birth to 4 years.	Yes	95,397	95,397	N/A
IKHWEZI PRE-SCHOOL	Provision of nutrition as well as early learning and stimulation for children from birth to 4 years.	Yes	71,154	71,154	N/A
NOLUKHANYO PRE-SCHOOL	Provision of nutrition as well as early learning and stimulation for children from birth to 4 years.	Yes	65,601	65,601	N/A
PHAKAMANI CARE CENTRE	Provision of nutrition as well as early learning and stimulation for children from birth to 4 years.	Yes	45,189	45,189	N/A
PHAKAMANI PRE-SCHOOL	Provision of nutrition as well as early learning and stimulation for children from birth to 4 years.	Yes	80,298	80,298	N/A
MANGO PRE-SCHOOL	Provision of nutrition as well as early learning and stimulation for children from birth to 4 years.	Yes	161,721	161,721	N/A
SIJOKA PRE-SCHOOL	Provision of nutrition as well as early learning and stimulation for children from birth to 4 years.	Yes	63,165	63,165	N/A
NOLUNTU PRE-SCHOOL	Provision of nutrition as well as early learning and stimulation for children from birth to 4 years.	Yes	70,902	70,902	N/A
BETHESDA PRE-SCHOOL	Provision of nutrition as well as early learning and stimulation for children from birth to 4 years.	Yes	67,647	67,647	N/A
TANDUXOLO PRE-SCHOOL	Provision of nutrition as well as early learning and stimulation for children from birth to 4 years.	Yes	68,925	68,925	N/A
MAGADLELA PRE-SCHOOL	Provision of nutrition as well as early learning and stimulation for children from birth to 4 years.	Yes	141,705	141,705	N/A
NONGXOLA DAY CARE	Provision of nutrition as well as early learning and stimulation for children from birth to 4 years.	Yes	72,081	72,081	N/A
JENCA DAY CARE	Provision of nutrition as well as early learning and stimulation for children from birth to 4 years.	Yes	55,710	55,710	N/A
PONDOMISENI DAY CARE	Provision of nutrition as well as early learning and stimulation for children from birth to 4 years.	Yes	133,821	133,821	N/A
NOLITHA PRE-SCHL	Provision of nutrition as well as early learning and stimulation for children from birth to 4 years.	Yes	124,470	124,470	N/A
LUKHANYISWENI OLD BUNTING	Provision of nutrition as well as early learning and stimulation for children from birth to 4 years.	Yes	100,008	100,008	N/A
PHAKAMANI PRE SCHOOL	Provision of nutrition as well as early learning and stimulation for children from birth to 4 years.	Yes	47,385	47,385	N/A
MALIZOLE PRE SCHOOL	Provision of nutrition as well as early learning and stimulation for children from birth to 4 years.	Yes	174,636	174,636	N/A
MKHUNDLU DAY CARE	Provision of nutrition as well as early learning and stimulation for children from birth to 4 years.	Yes	169,641	169,641	N/A
LUKHANYISWENI DAY	Provision of nutrition as well as early	Yes	113,265	113,265	N/A

Name of transferee	Purpose for which the funds were used	Compliance with s 38 (1) (j) of the PFMA	Amount transferred (R'000)	Amount spent by the entity	Reasons for the funds unspent by the entity
CARE	learning and stimulation for children from birth to 4 years.				
NOAKAMATYE DAY CARE CENTRE	Provision of nutrition as well as early learning and stimulation for children from birth to 4 years.	Yes	104,283	104,283	N/A
MWANA DAY CARE CENTRE	Provision of nutrition as well as early learning and stimulation for children from birth to 4 years.	Yes	92,781	92,781	N/A
PAKAMILE DAY CARE CENTRE	Provision of nutrition as well as early learning and stimulation for children from birth to 4 years.	Yes	81,243	81,243	N/A
MASIKHANYE PRE-SCHOOL	Provision of nutrition as well as early learning and stimulation for children from birth to 4 years.	Yes	66,771	66,771	N/A
SIJABULILE EDUCARE CENTRE	Provision of nutrition as well as early learning and stimulation for children from birth to 4 years.	Yes	115,632	115,632	N/A
MOANDULI VILLAGE DAY CARE CENTRE	Provision of nutrition as well as early learning and stimulation for children from birth to 4 years.	Yes	128,295	128,295	N/A
MASIZAKHE EDUCARE CENTRE	Provision of nutrition as well as early learning and stimulation for children from birth to 4 years.	Yes	146,574	146,574	N/A
MAHAYOYO PRE-SCHOOL	Provision of nutrition as well as early learning and stimulation for children from birth to 4 years.	Yes	130,239	130,239	N/A
IFLEGI YAMABOMVANA DAY CARE CENT	Provision of nutrition as well as early learning and stimulation for children from birth to 4 years.	Yes	78,156	78,156	N/A
LOYISO PRE-SCHOOL	Provision of nutrition as well as early learning and stimulation for children from birth to 4 years.	Yes	124,452	124,452	N/A
DALUBUHLE DAY CARE CENTRE	Provision of nutrition as well as early learning and stimulation for children from birth to 4 years.	Yes	119,691	119,691	N/A
DALUKANYO DAY-CARE CENTRE	Provision of nutrition as well as early learning and stimulation for children from birth to 4 years.	Yes	120,477	120,477	N/A
UPPER CENTULI DAY CARE CENTRE	Provision of nutrition as well as early learning and stimulation for children from birth to 4 years.	Yes	125,280	125,280	N/A
MDENI DAY CARE CENTRE	Provision of nutrition as well as early learning and stimulation for children from birth to 4 years.	Yes	106,602	106,602	N/A
PHUMLANI DAY CARE	Provision of nutrition as well as early learning and stimulation for children from birth to 4 years.	Yes	136,062	136,062	N/A
MATYEBA DAY CARE	Provision of nutrition as well as early learning and stimulation for children from birth to 4 years.	Yes	103,761	103,761	N/A
MTHONYAMENI DAY CARE CENTRE	Provision of nutrition as well as early learning and stimulation for children from birth to 4 years.	Yes	74,160	74,160	N/A
PUNGULA PRE-SCHOOL	Provision of nutrition as well as early learning and stimulation for children from birth to 4 years.	Yes	80,559	80,559	N/A
PHANGALELE DAY CARE CENTRE	Provision of nutrition as well as early learning and stimulation for children from birth to 4 years.	Yes	68,427	68,427	N/A
NGUBENAMBA DAY CARE CENTRE	Provision of nutrition as well as early learning and stimulation for children from birth to 4 years.	Yes	84,339	84,339	N/A
FULINZIMA DAY CARE CENTRE	Provision of nutrition as well as early learning and stimulation for children	Yes	119,043	119,043	N/A

Name of transferee	Purpose for which the funds were used	Compliance with s 38 (1) (j) of the PFMA	Amount transferred (R'000)	Amount spent by the entity	Reasons for the funds unspent by the entity
	from birth to 4 years.				
BAZIYA DAY CARE CENTRE	Provision of nutrition as well as early learning and stimulation for children from birth to 4 years.	Yes	51,942	51,942	N/A
NOKHANYO DAY CARE CENTRE	Provision of nutrition as well as early learning and stimulation for children from birth to 4 years.	Yes	100,611	100,611	N/A
NKOMOZIBOMVU DAY CARE CENTRE	Provision of nutrition as well as early learning and stimulation for children from birth to 4 years.	Yes	144,882	144,882	N/A
KUYASA PRE-SCHOOL	Provision of nutrition as well as early learning and stimulation for children from birth to 4 years.	Yes	60,786	60,786	N/A
MABUA	Provision of nutrition as well as early learning and stimulation for children from birth to 4 years.	Yes	88,299	88,299	N/A
EMZI PRE SCHOOL	Provision of nutrition as well as early learning and stimulation for children from birth to 4 years.	Yes	96,833	96,833	N/A
SIVUYISIZWE PRE SCHOOL	Provision of nutrition as well as early learning and stimulation for children from birth to 4 years.	Yes	85,899	85,899	N/A
GOEBENYA PRE-SCHOOL	Provision of nutrition as well as early learning and stimulation for children from birth to 4 years.	Yes	83,047	83,047	N/A
NGOANDA PRE-SCHOOL	Provision of nutrition as well as early learning and stimulation for children from birth to 4 years.	Yes	66,866	66,866	N/A
LITTLE FIRE PRE-SCHOOL	Provision of nutrition as well as early learning and stimulation for children from birth to 4 years.	Yes	87,180	87,180	N/A
VUYANI PRE-SCHOOL	Provision of nutrition as well as early learning and stimulation for children from birth to 4 years.	Yes	67,380	67,380	N/A
LADY FRERE	Provision of nutrition as well as early learning and stimulation for children from birth to 4 years.	Yes	159,273	159,273	N/A
MATYANTYA DAY CARE CENTRE	Provision of nutrition as well as early learning and stimulation for children from birth to 4 years.	Yes	108,204	108,204	N/A
THALENI DAY CARE CENTRE	Provision of nutrition as well as early learning and stimulation for children from birth to 4 years.	Yes	71,361	71,361	N/A
KHANYA MZONGWANA	Provision of nutrition as well as early learning and stimulation for children from birth to 4 years.	Yes	117,621	117,621	N/A
LWALWENI DAY CARE CENTRE	Provision of nutrition as well as early learning and stimulation for children from birth to 4 years.	Yes	99,765	99,765	N/A
QUMBU DAY CARE CENTRE	Provision of nutrition as well as early learning and stimulation for children from birth to 4 years.	Yes	102,627	102,627	N/A
LANTI POOU PRE - SCHOOL	Provision of nutrition as well as early learning and stimulation for children from birth to 4 years.	Yes	48,600	48,600	N/A
INKQUBELA EDUCARE CENTRE	Provision of nutrition as well as early learning and stimulation for children from birth to 4 years.	Yes	151,335	151,335	N/A
ISISEKO PRE SCHOOL	Provision of nutrition as well as early learning and stimulation for children from birth to 4 years.	Yes	134,393	134,393	N/A
NOKULUNGA	Provision of nutrition as well as early learning and stimulation for children from birth to 4 years.	Yes	63,603	63,603	N/A

Name of transferee	Purpose for which the funds were used	Compliance with s 38 (1) (j) of the PFMA	Amount transferred (R'000)	Amount spent by the entity	Reasons for the funds unspent by the entity
NOLUVUYO EDUCARE CENTRE	Provision of nutrition as well as early learning and stimulation for children from birth to 4 years.	Yes	46,101	46,101	N/A
LUTHANDO	Provision of nutrition as well as early learning and stimulation for children from birth to 4 years.	Yes	178,515	178,515	N/A
ST FRANCIS CRECHE	Provision of nutrition as well as early learning and stimulation for children from birth to 4 years.	Yes	156,096	156,096	N/A
JOAN OBERHOLZER CRECHE	Provision of nutrition as well as early learning and stimulation for children from birth to 4 years.	Yes	143,127	143,127	N/A
YOLUNTU EDUCARE CENTRE	Provision of nutrition as well as early learning and stimulation for children from birth to 4 years.	Yes	175,662	175,662	N/A
LESEDI PRE-SCHOOL	Provision of nutrition as well as early learning and stimulation for children from birth to 4 years.	Yes	93,825	93,825	N/A
NOMZAMO PRE-SCHOOL	Provision of nutrition as well as early learning and stimulation for children from birth to 4 years.	Yes	132,050	132,050	N/A
NONKUTHALO DAY CARE CENTRE	Provision of nutrition as well as early learning and stimulation for children from birth to 4 years.	Yes	180,000	180,000	N/A
THEMBELIHLE DAY CARE CENTRE	Provision of nutrition as well as early learning and stimulation for children from birth to 4 years.	Yes	206,973	206,973	N/A
LAPHUMILANGA DAY CARE CENTRE	Provision of nutrition as well as early learning and stimulation for children from birth to 4 years.	Yes	114,084	114,084	N/A
CINGCO PRE SCHOOL	Provision of nutrition as well as early learning and stimulation for children from birth to 4 years.	Yes	99,057	99,057	N/A
SIKHOKHELE DAY CARE	Provision of nutrition as well as early learning and stimulation for children from birth to 4 years.	Yes	68,961	68,961	N/A
THEMBELANI DAY CARE CENTRE	Provision of nutrition as well as early learning and stimulation for children from birth to 4 years.	Yes	98,925	98,925	N/A
NKQUBELA DAY CARE CENTRE	Provision of nutrition as well as early learning and stimulation for children from birth to 4 years.	Yes	125,154	125,154	N/A
NOLUNDI CRECHE	Provision of nutrition as well as early learning and stimulation for children from birth to 4 years.	Yes	70,965	70,965	N/A
MICHAUSDAL DAGSORGSENTRUM	Provision of nutrition as well as early learning and stimulation for children from birth to 4 years.	Yes	140,697	140,697	N/A
EZIBELENI PRE-PRIMARY SCHOOL	Provision of nutrition as well as early learning and stimulation for children from birth to 4 years.	Yes	67,608	67,608	N/A
EZIBELENI MORIVIAN	Provision of nutrition as well as early learning and stimulation for children from birth to 4 years.	Yes	157,707	157,707	N/A
MBUDLU PRE SCHOOL	Provision of nutrition as well as early learning and stimulation for children from birth to 4 years.	Yes	74,796	74,796	N/A
MCUMGCO PRE SCHOOL	Provision of nutrition as well as early learning and stimulation for children from birth to 4 years.	Yes	64,461	64,461	N/A
LOWER WODEHOUSE PRE SCHOOL	Provision of nutrition as well as early learning and stimulation for children from birth to 4 years.	Yes	130,122	130,122	N/A
ILINGE LABANTU PRE-	Provision of nutrition as well as early	Yes	131,706	131,706	N/A

Name of transferee	Purpose for which the funds were used	Compliance with s 38 (1) (j) of the PFMA	Amount transferred (R'000)	Amount spent by the entity	Reasons for the funds unspent by the entity
SCHOOL	learning and stimulation for children from birth to 4 years.				
NCEDULUNTU PRE SCHOOL	Provision of nutrition as well as early learning and stimulation for children from birth to 4 years.	Yes	134,307	134,307	N/A
NOMZAMO PRE SCHOOL	Provision of nutrition as well as early learning and stimulation for children from birth to 4 years.	Yes	153,972	153,972	N/A
SACRED HEART COMMUNITY CRECHE	Provision of nutrition as well as early learning and stimulation for children from birth to 4 years.	Yes	152,595	152,595	N/A
SITEBE DAY CARE CENTRE	Provision of nutrition as well as early learning and stimulation for children from birth to 4 years.	Yes	72,630	72,630	N/A
MASZAKHE	Provision of nutrition as well as early learning and stimulation for children from birth to 4 years.	Yes	132,183	132,183	N/A
NOMONDE	Provision of nutrition as well as early learning and stimulation for children from birth to 4 years.	Yes	111,132	111,132	N/A
MASIZAKHE NTSELENI PRE SCHOOL	Provision of nutrition as well as early learning and stimulation for children from birth to 4 years.	Yes	109,557	109,557	N/A
CENYULANDS DAY CARE CENTRE	Provision of nutrition as well as early learning and stimulation for children from birth to 4 years.	Yes	72,675	72,675	N/A
KUBUSIE DAY CARE CENTRE	Provision of nutrition as well as early learning and stimulation for children from birth to 4 years.	Yes	172,197	172,197	N/A
MZAMO	Provision of nutrition as well as early learning and stimulation for children from birth to 4 years.	Yes	79,860	79,860	N/A
IKHWEZI DAY CARE CENTRE	Provision of nutrition as well as early learning and stimulation for children from birth to 4 years.	Yes	75,114	75,114	N/A
BUNTU DAY CARE CENTRE	Provision of nutrition as well as early learning and stimulation for children from birth to 4 years.	Yes	86,580	86,580	N/A
LUNCEDO DAY CARE CENTRE	Provision of nutrition as well as early learning and stimulation for children from birth to 4 years.	Yes	106,119	106,119	N/A
MTHOMBOWESIZWE DAY CARE CENTRE	Provision of nutrition as well as early learning and stimulation for children from birth to 4 years.	Yes	102,573	102,573	N/A
KHULANI	Provision of nutrition as well as early learning and stimulation for children from birth to 4 years.	Yes	153,746	153,746	N/A
LONWABO DAY CARE CENTRE	Provision of nutrition as well as early learning and stimulation for children from birth to 4 years.	Yes	88,029	88,029	N/A
MASIZAME DAY CARE CENTRE	Provision of nutrition as well as early learning and stimulation for children from birth to 4 years.	Yes	116,433	116,433	N/A
NOKUKHANYA	Provision of nutrition as well as early learning and stimulation for children from birth to 4 years.	Yes	129,249	129,249	N/A
NCEDISIZWE DAY CARE CENTRE	Provision of nutrition as well as early learning and stimulation for children from birth to 4 years.	Yes	147,465	147,465	N/A
KHULANI-ZWELITSHA	Provision of nutrition as well as early learning and stimulation for children from birth to 4 years.	Yes	105,487	105,487	N/A
MASIBULELE CRECHE	Provision of nutrition as well as early learning and stimulation for children	Yes	111,168	111,168	N/A

Name of transferee	Purpose for which the funds were used	Compliance with s 38 (1) (j) of the PFMA	Amount transferred (R'000)	Amount spent by the entity	Reasons for the funds unspent by the entity
	from birth to 4 years.				
SITHANDUBUSHLE PRE-SCHOOL	Provision of nutrition as well as early learning and stimulation for children from birth to 4 years.	Yes	126,462	126,462	N/A
ELUXOLWENI DAY CARE CENTRE	Provision of nutrition as well as early learning and stimulation for children from birth to 4 years.	Yes	92,394	92,394	N/A
SINETHEMBA PRE SCHOOL	Provision of nutrition as well as early learning and stimulation for children from birth to 4 years.	Yes	61,344	61,344	N/A
NONCEDO PRE-SCHOOL	Provision of nutrition as well as early learning and stimulation for children from birth to 4 years.	Yes	160,067	160,067	N/A
BOITEKO PRE-SCHOOL	Provision of nutrition as well as early learning and stimulation for children from birth to 4 years.	Yes	111,738	111,738	N/A
THEMBELIHLE PRE-SCHOOL	Provision of nutrition as well as early learning and stimulation for children from birth to 4 years.	Yes	85,683	85,683	N/A
TEDDYLAND CRECHE	Provision of nutrition as well as early learning and stimulation for children from birth to 4 years.	Yes	147,240	147,240	N/A
SAKHAKUDE PRE-SCHOOL	Provision of nutrition as well as early learning and stimulation for children from birth to 4 years.	Yes	53,823	53,823	N/A
SIYAKHULA PRE-SCHOOL	Provision of nutrition as well as early learning and stimulation for children from birth to 4 years.	Yes	126,186	126,186	N/A
BHONGOLETHU PRE-SCHOOL	Provision of nutrition as well as early learning and stimulation for children from birth to 4 years.	Yes	73,299	73,299	N/A
LUKHANYO PRE-SCHOOL	Provision of nutrition as well as early learning and stimulation for children from birth to 4 years.	Yes	63,975	63,975	N/A
NOMPUMELELO PRE-SCHOOL	Provision of nutrition as well as early learning and stimulation for children from birth to 4 years.	Yes	110,589	110,589	N/A
ZAMA DAY CARE CENTRE	Provision of nutrition as well as early learning and stimulation for children from birth to 4 years.	Yes	62,613	62,613	N/A
MASAKHANE PRE SCHOOL	Provision of nutrition as well as early learning and stimulation for children from birth to 4 years.	Yes	174,177	174,177	N/A
LINGELIHLE PRE SCHOOL	Provision of nutrition as well as early learning and stimulation for children from birth to 4 years.	Yes	174,411	174,411	N/A
NONCEDO I PRE-SCHOOL	Provision of nutrition as well as early learning and stimulation for children from birth to 4 years.	Yes	68,889	68,889	N/A
NOLUNCEDO PRE-SCHOOL	Provision of nutrition as well as early learning and stimulation for children from birth to 4 years.	Yes	84,135	84,135	N/A
NDOFELA PRE-SCHOOL	Provision of nutrition as well as early learning and stimulation for children from birth to 4 years.	Yes	57,837	57,837	N/A
SAVE THE CHILDREN	Provision of nutrition as well as early learning and stimulation for children from birth to 4 years.	Yes	163,728	163,728	N/A
YIMPUCUKO CRECHE	Provision of nutrition as well as early learning and stimulation for children from birth to 4 years.	Yes	94,884	94,884	N/A
NOMONDE D.C.C	Provision of nutrition as well as early learning and stimulation for children from birth to 4 years.	Yes	107,721	107,721	N/A

Name of transferee	Purpose for which the funds were used	Compliance with s 38 (1) (j) of the PFMA	Amount transferred (R'000)	Amount spent by the entity	Reasons for the funds unspent by the entity
NOUBA DAY CARE CENTRE	Provision of nutrition as well as early learning and stimulation for children from birth to 4 years.	Yes	95,409	95,409	N/A
JONGISIZWE DAY CARE CENTRE	Provision of nutrition as well as early learning and stimulation for children from birth to 4 years.	Yes	140,715	140,715	N/A
NOWAKA DAY CARE	Provision of nutrition as well as early learning and stimulation for children from birth to 4 years.	Yes	62,145	62,145	N/A
MASIVUKE PRE-SCHOOL	Provision of nutrition as well as early learning and stimulation for children from birth to 4 years.	Yes	114,255	114,255	N/A
LUYOLO PRE-SCHOOL	Provision of nutrition as well as early learning and stimulation for children from birth to 4 years.	Yes	87,921	87,921	N/A
MAKUKHANYE PRE SCHOOL	Provision of nutrition as well as early learning and stimulation for children from birth to 4 years.	Yes	97,923	97,923	N/A
NOXOLO DAY CARE CENTRE	Provision of nutrition as well as early learning and stimulation for children from birth to 4 years.	Yes	89,109	89,109	N/A
NONYAMEKO PRE-SCHOOL	Provision of nutrition as well as early learning and stimulation for children from birth to 4 years.	Yes	176,784	176,784	N/A
CLIFF DAY CARE CENTRE	Provision of nutrition as well as early learning and stimulation for children from birth to 4 years.	Yes	182,961	182,961	N/A
SKENJANA ROJI	Provision of nutrition as well as early learning and stimulation for children from birth to 4 years.	Yes	140,406	140,406	N/A
NOLUVO DAY CARE CENTRE	Provision of nutrition as well as early learning and stimulation for children from birth to 4 years.	Yes	155,061	155,061	N/A
SIZAMILE EDUCARE CENTRE	Provision of nutrition as well as early learning and stimulation for children from birth to 4 years.	Yes	101,268	101,268	N/A
MASAKHANE PRE-SCHOOL	Provision of nutrition as well as early learning and stimulation for children from birth to 4 years.	Yes	129,546	129,546	N/A
MASIMANYANE	Provision of nutrition as well as early learning and stimulation for children from birth to 4 years.	Yes	88,056	88,056	N/A
SINETHEMBA DAY CARE CENTRE	Provision of nutrition as well as early learning and stimulation for children from birth to 4 years.	Yes	156,420	156,420	N/A
INKWENKWEZI DAY CARE CENTRE	Provision of nutrition as well as early learning and stimulation for children from birth to 4 years.	Yes	124,038	124,038	N/A
HAPPY HEARTS PLAYGROUP	Provision of nutrition as well as early learning and stimulation for children from birth to 4 years.	Yes	126,954	126,954	N/A
SISONKE EDUCARE	Provision of nutrition as well as early learning and stimulation for children from birth to 4 years.	Yes	109,377	109,377	N/A
SIVUKILE DAY CARE CENTRE	Provision of nutrition as well as early learning and stimulation for children from birth to 4 years.	Yes	96,840	96,840	N/A
VAKALISIZIMVO EDUCARE CENTRE	Provision of nutrition as well as early learning and stimulation for children from birth to 4 years.	Yes	110,709	110,709	N/A
SIZAMOKUHLE EDUCARE CENTRE	Provision of nutrition as well as early learning and stimulation for children from birth to 4 years.	Yes	171,054	171,054	N/A
MPUMEZO EDUCARE	Provision of nutrition as well as early	Yes	126,909	126,909	N/A

Name of transferee	Purpose for which the funds were used	Compliance with s 38 (1) (j) of the PFMA	Amount transferred (R'000)	Amount spent by the entity	Reasons for the funds unspent by the entity
CENTRE	learning and stimulation for children from birth to 4 years.				
MASONWABISANE EDUCARE CENTRE	Provision of nutrition as well as early learning and stimulation for children from birth to 4 years.	Yes	85,194	85,194	N/A
SIZAMILE DAY CARE CENTRE	Provision of nutrition as well as early learning and stimulation for children from birth to 4 years.	Yes	118,989	118,989	N/A
LINGELETHU EDUCARE CENTRE	Provision of nutrition as well as early learning and stimulation for children from birth to 4 years.	Yes	65,685	65,685	N/A
HOPEFIELD DAY CARE CENTRE	Provision of nutrition as well as early learning and stimulation for children from birth to 4 years.	Yes	74,719	74,719	N/A
NOLUTHANDO DAY CARE CENTRE	Provision of nutrition as well as early learning and stimulation for children from birth to 4 years.	Yes	153,513	153,513	N/A
ISAAC MAKANA	Provision of nutrition as well as early learning and stimulation for children from birth to 4 years.	Yes	153,408	153,408	N/A
FUNDANI DAY CARE CENTRE	Provision of nutrition as well as early learning and stimulation for children from birth to 4 years.	Yes	162,177	162,177	N/A
EKUPHUMLENI DAY CARE CENTRE	Provision of nutrition as well as early learning and stimulation for children from birth to 4 years.	Yes	86,445	86,445	N/A
KHULANI CRECHE	Provision of nutrition as well as early learning and stimulation for children from birth to 4 years.	Yes	126,747	126,747	N/A
SINOXOLO DAY CARE CENTRE	Provision of nutrition as well as early learning and stimulation for children from birth to 4 years.	Yes	109,206	109,206	N/A
TYUTYU CENTRE	Provision of nutrition as well as early learning and stimulation for children from birth to 4 years.	Yes	159,683	159,683	N/A
NONCAMP DAY CARE CENTRE	Provision of nutrition as well as early learning and stimulation for children from birth to 4 years.	Yes	179,685	179,685	N/A
EMBEKWENI EDUCARE CENTRE	Provision of nutrition as well as early learning and stimulation for children from birth to 4 years.	Yes	61,092	61,092	N/A
MTHOMBOLWAZI DAY CARE CENTRE	Provision of nutrition as well as early learning and stimulation for children from birth to 4 years.	Yes	152,109	152,109	N/A
ETHEMBENI EDUCARE CENTRE	Provision of nutrition as well as early learning and stimulation for children from birth to 4 years.	Yes	93,744	93,744	N/A
NKULULO	Provision of nutrition as well as early learning and stimulation for children from birth to 4 years.	Yes	117,804	117,804	N/A
NDEVANA CATHOLIC DAY CARE CENTRE	Provision of nutrition as well as early learning and stimulation for children from birth to 4 years.	Yes	134,760	134,760	N/A
MTHONJENI DAY CARE CENTRE	Provision of nutrition as well as early learning and stimulation for children from birth to 4 years.	Yes	98,217	98,217	N/A
NONJONGO DAY CARE CENTRE	Provision of nutrition as well as early learning and stimulation for children from birth to 4 years.	Yes	115,113	115,113	N/A
ZIZAMELE DAY CARE	Provision of nutrition as well as early learning and stimulation for children from birth to 4 years.	Yes	88,920	88,920	N/A
THEMBELIHLE EDUCARE CENTRE	Provision of nutrition as well as early learning and stimulation for children	Yes	94,068	94,068	N/A

Name of transferee	Purpose for which the funds were used	Compliance with s 38 (1) (j) of the PFMA	Amount transferred (R'000)	Amount spent by the entity	Reasons for the funds unspent by the entity
	from birth to 4 years.				
ELUKHANYISWENI D.C.C	Provision of nutrition as well as early learning and stimulation for children from birth to 4 years.	Yes	108,009	108,009	N/A
ILITHA DAY CARE CENTRE	Provision of nutrition as well as early learning and stimulation for children from birth to 4 years.	Yes	133,338	133,338	N/A
VUYANI EDUCARE CENTRE	Provision of nutrition as well as early learning and stimulation for children from birth to 4 years.	Yes	94,383	94,383	N/A
NOKHANYO DAY CARE CENTRE	Provision of nutrition as well as early learning and stimulation for children from birth to 4 years.	Yes	160,443	160,443	N/A
GINSBERG CRECHE	Provision of nutrition as well as early learning and stimulation for children from birth to 4 years.	Yes	172,638	172,638	N/A
LIVING WATERS DAY CARE CENTRE	Provision of nutrition as well as early learning and stimulation for children from birth to 4 years.	Yes	149,859	149,859	N/A
MZWINI DAY CARE CENTRE	Provision of nutrition as well as early learning and stimulation for children from birth to 4 years.	Yes	143,343	143,343	N/A
LINGE DAY CARE CENTRE	Provision of nutrition as well as early learning and stimulation for children from birth to 4 years.	Yes	146,630	146,630	N/A
LUPHINDO DAY CARE CENTRE	Provision of nutrition as well as early learning and stimulation for children from birth to 4 years.	Yes	70,543	70,543	N/A
LUKHANYISO DAY CARE CENTRE	Provision of nutrition as well as early learning and stimulation for children from birth to 4 years.	Yes	91,356	91,356	N/A
ELUKHANYISWENI DAY CARE CENTRE	Provision of nutrition as well as early learning and stimulation for children from birth to 4 years.	Yes	80,856	80,856	N/A
SOPHAKAMA DAY CARE CENTRE	Provision of nutrition as well as early learning and stimulation for children from birth to 4 years.	Yes	87,073	87,073	N/A
SOPAKAMA	Provision of nutrition as well as early learning and stimulation for children from birth to 4 years.	Yes	175,248	175,248	N/A
SONGEZE DCC	Provision of nutrition as well as early learning and stimulation for children from birth to 4 years.	Yes	126,069	126,069	N/A
NCEDANI DAY CARE CENTRE	Provision of nutrition as well as early learning and stimulation for children from birth to 4 years.	Yes	177,750	177,750	N/A
NONTUTHUZELO DAY CARE CENTRE	Provision of nutrition as well as early learning and stimulation for children from birth to 4 years.	Yes	125,429	125,429	N/A
SILATSHA DAY CARE CENTRE	Provision of nutrition as well as early learning and stimulation for children from birth to 4 years.	Yes	169,893	169,893	N/A
ASEMAHLE DAY CARE CENTRE	Provision of nutrition as well as early learning and stimulation for children from birth to 4 years.	Yes	111,411	111,411	N/A
DR T THOMAS	Provision of nutrition as well as early learning and stimulation for children from birth to 4 years.	Yes	165,906	165,906	N/A
CHUMANI DAY CARE CENTRE	Provision of nutrition as well as early learning and stimulation for children from birth to 4 years.	Yes	122,967	122,967	N/A
OUR DAY STAR DAY CARE CENTRE	Provision of nutrition as well as early learning and stimulation for children from birth to 4 years.	Yes	137,853	137,853	N/A

Name of transferee	Purpose for which the funds were used	Compliance with s 38 (1) (j) of the PFMA	Amount transferred (R'000)	Amount spent by the entity	Reasons for the funds unspent by the entity
THEMBISA DAY CARE CENTRE	Provision of nutrition as well as early learning and stimulation for children from birth to 4 years.	Yes	112,221	112,221	N/A
THOBOSHANA DAY CARE CENTRE	Provision of nutrition as well as early learning and stimulation for children from birth to 4 years.	Yes	64,107	64,107	N/A
SIFEZILE DAY CARE CENTRE	Provision of nutrition as well as early learning and stimulation for children from birth to 4 years.	Yes	176,814	176,814	N/A
TUBA DAY CARE CENTRE	Provision of nutrition as well as early learning and stimulation for children from birth to 4 years.	Yes	165,591	165,591	N/A
KHWEZI DAY CARE CENTRE	Provision of nutrition as well as early learning and stimulation for children from birth to 4 years.	Yes	106,857	106,857	N/A
KHANYISA DAYCARE CENTRE	Provision of nutrition as well as early learning and stimulation for children from birth to 4 years.	Yes	121,545	121,545	N/A
NOLUYA PRE-SCHOOL	Provision of nutrition as well as early learning and stimulation for children from birth to 4 years.	Yes	108,012	108,012	N/A
OWETHU UMZAMO	Provision of nutrition as well as early learning and stimulation for children from birth to 4 years.	Yes	73,008	73,008	N/A
MTYANA DAY CARE CENTRE	Provision of nutrition as well as early learning and stimulation for children from birth to 4 years.	Yes	99,141	99,141	N/A
MASIFUNDE DAY CARE CENTRE	Provision of nutrition as well as early learning and stimulation for children from birth to 4 years.	Yes	104,982	104,982	N/A
MZAMOWETHU DAY CARE CENTRE	Provision of nutrition as well as early learning and stimulation for children from birth to 4 years.	Yes	179,190	179,190	N/A
MASISEBENZISANE DAY CARE CENTRE	Provision of nutrition as well as early learning and stimulation for children from birth to 4 years.	Yes	164,466	164,466	N/A
NOMBASA DAY CARE CENTRE	Provision of nutrition as well as early learning and stimulation for children from birth to 4 years.	Yes	131,499	131,499	N/A
NONDZONDELELO DAY CARE CENTRE	Provision of nutrition as well as early learning and stimulation for children from birth to 4 years.	Yes	178,443	178,443	N/A
THEMBALABANTU DAY CARE CENTRE	Provision of nutrition as well as early learning and stimulation for children from birth to 4 years.	Yes	158,868	158,868	N/A
MACFARLAN DAY CARE CENTRE	Provision of nutrition as well as early learning and stimulation for children from birth to 4 years.	Yes	46,458	46,458	N/A
SIGINGQINI DAY CARE CENTRE	Provision of nutrition as well as early learning and stimulation for children from birth to 4 years.	Yes	94,518	94,518	N/A
NOLUVUYO DAY CARE CENTRE	Provision of nutrition as well as early learning and stimulation for children from birth to 4 years.	Yes	56,844	56,844	N/A
MASIPHILE DAY CARE CENTRE	Provision of nutrition as well as early learning and stimulation for children from birth to 4 years.	Yes	49,152	49,152	N/A
MPUMEZO DAY CARE CENTRE	Provision of nutrition as well as early learning and stimulation for children from birth to 4 years.	Yes	96,498	96,498	N/A
LOVEDALE DAY CARE CENTRE	Provision of nutrition as well as early learning and stimulation for children from birth to 4 years.	Yes	176,697	176,697	N/A
NYAMEKO DAY CARE	Provision of nutrition as well as early	Yes	89,220	89,220	N/A

Name of transferee	Purpose for which the funds were used	Compliance with s 38 (1) (j) of the PFMA	Amount transferred (R'000)	Amount spent by the entity	Reasons for the funds unspent by the entity
CENTRE	learning and stimulation for children from birth to 4 years.				
LILLIAN NGOYI DAY CARE CENTER	Provision of nutrition as well as early learning and stimulation for children from birth to 4 years.	Yes	116,007	116,007	N/A
ROSE GARDEN DAY CARE CENTRE	Provision of nutrition as well as early learning and stimulation for children from birth to 4 years.	Yes	176,441	176,441	N/A
UNATHI DAY CARE CENTRE	Provision of nutrition as well as early learning and stimulation for children from birth to 4 years.	Yes	126,120	126,120	N/A
PHUMELELANI DAY CARE CENTRE	Provision of nutrition as well as early learning and stimulation for children from birth to 4 years.	Yes	104,217	104,217	N/A
KHWEZI LOMSO	Provision of nutrition as well as early learning and stimulation for children from birth to 4 years.	Yes	63,648	63,648	N/A
ILINGELETHU DAY CARE CENTRE	Provision of nutrition as well as early learning and stimulation for children from birth to 4 years.	Yes	177,516	177,516	N/A
VUSISIZWE DAY CARE CENTRE	Provision of nutrition as well as early learning and stimulation for children from birth to 4 years.	Yes	174,717	174,717	N/A
VUSUMZI DAY CARE CENTRE	Provision of nutrition as well as early learning and stimulation for children from birth to 4 years.	Yes	78,579	78,579	N/A
LUZUKO DAY CARE CENTRE	Provision of nutrition as well as early learning and stimulation for children from birth to 4 years.	Yes	65,889	65,889	N/A
SIVUKILE DAY CARE CENTRE	Provision of nutrition as well as early learning and stimulation for children from birth to 4 years.	Yes	92,840	92,840	N/A
MASINCEDANE DAY CARE CENTRE	Provision of nutrition as well as early learning and stimulation for children from birth to 4 years.	Yes	145,314	145,314	N/A
ST PETER CLAVER D.C.C	Provision of nutrition as well as early learning and stimulation for children from birth to 4 years.	Yes	173,398	173,398	N/A
MTHOMBOLWAZI DAY CARE CENTRE	Provision of nutrition as well as early learning and stimulation for children from birth to 4 years.	Yes	167,211	167,211	N/A
MASONWABE	Provision of nutrition as well as early learning and stimulation for children from birth to 4 years.	Yes	68,016	68,016	N/A
NOMONDE DAY CARE CENTRE	Provision of nutrition as well as early learning and stimulation for children from birth to 4 years.	Yes	72,138	72,138	N/A
GWABA DAY CARE CENTRE	Provision of nutrition as well as early learning and stimulation for children from birth to 4 years.	Yes	138,701	138,701	N/A
MONDE DAY CARE CENTRE	Provision of nutrition as well as early learning and stimulation for children from birth to 4 years.	Yes	88,065	88,065	N/A
VUYANI DAY CARE	Provision of nutrition as well as early learning and stimulation for children from birth to 4 years.	Yes	129,312	129,312	N/A
NONCEBA DAY CARE CENTRE	Provision of nutrition as well as early learning and stimulation for children from birth to 4 years.	Yes	59,526	59,526	N/A
VUKANI DAY CARE CENTRE	Provision of nutrition as well as early learning and stimulation for children from birth to 4 years.	Yes	112,410	112,410	N/A
FANI JIBA DAY CARE CENTRE	Provision of nutrition as well as early learning and stimulation for children	Yes	131,937	131,937	N/A

Name of transferee	Purpose for which the funds were used	Compliance with s 38 (1) (j) of the PFMA	Amount transferred (R'000)	Amount spent by the entity	Reasons for the funds unspent by the entity
	from birth to 4 years.				
MASIPHUMELELE PRE-SCHOOL	Provision of nutrition as well as early learning and stimulation for children from birth to 4 years.	Yes	98,442	98,442	N/A
NOLWANDO DAY CARE CENTRE	Provision of nutrition as well as early learning and stimulation for children from birth to 4 years.	Yes	82,512	82,512	N/A
IMIZAMO YETHU DAY CARE CENTRE	Provision of nutrition as well as early learning and stimulation for children from birth to 4 years.	Yes	171,882	171,882	N/A
ZIMASA DAY CARE CENTRE	Provision of nutrition as well as early learning and stimulation for children from birth to 4 years.	Yes	147,843	147,843	N/A
ELUQOOLWENI DAY CARE CENTRE	Provision of nutrition as well as early learning and stimulation for children from birth to 4 years.	Yes	73,296	73,296	N/A
SIFUNULWAZI DAY CARE CENTRE	Provision of nutrition as well as early learning and stimulation for children from birth to 4 years.	Yes	88,917	88,917	N/A
SIYAZABALAZA DAY CARE CENTRE	Provision of nutrition as well as early learning and stimulation for children from birth to 4 years.	Yes	101,919	101,919	N/A
ICEBO DAY CARE CENTRE	Provision of nutrition as well as early learning and stimulation for children from birth to 4 years.	Yes	104,826	104,826	N/A
FULL GOSPEL DAY CARE CENTRE	Provision of nutrition as well as early learning and stimulation for children from birth to 4 years.	Yes	129,024	129,024	N/A
SIVIWE DAY CARECENTRE	Provision of nutrition as well as early learning and stimulation for children from birth to 4 years.	Yes	136,998	136,998	N/A
PHUMELELA DAY CARE CENTRE	Provision of nutrition as well as early learning and stimulation for children from birth to 4 years.	Yes	74,028	74,028	N/A
ISIBANE DAY CARE CENTRE	Provision of nutrition as well as early learning and stimulation for children from birth to 4 years.	Yes	176,679	176,679	N/A
ZAMANI DAY CARE CENTRE	Provision of nutrition as well as early learning and stimulation for children from birth to 4 years.	Yes	175,491	175,491	N/A
PHANDULWAZI DAY CARE CENTRE	Provision of nutrition as well as early learning and stimulation for children from birth to 4 years.	Yes	93,066	93,066	N/A
ZUKISA DAY CARE CENTRE	Provision of nutrition as well as early learning and stimulation for children from birth to 4 years.	Yes	141,696	141,696	N/A
ZAMANI DAY CARE CENTRE	Provision of nutrition as well as early learning and stimulation for children from birth to 4 years.	Yes	99,849	99,849	N/A
ZINGISA DAY CARE CENTRE	Provision of nutrition as well as early learning and stimulation for children from birth to 4 years.	Yes	168,129	168,129	N/A
NOLUTHANDO DAY CARE CENTRE	Provision of nutrition as well as early learning and stimulation for children from birth to 4 years.	Yes	59,478	59,478	N/A
SOYIPHAKAMISA DAY CARE CENTER	Provision of nutrition as well as early learning and stimulation for children from birth to 4 years.	Yes	65,052	65,052	N/A
ADALIZWA DAY CARE	Provision of nutrition as well as early learning and stimulation for children from birth to 4 years.	Yes	116,775	116,775	N/A
MASIZOLE DAY CARE CENTRE	Provision of nutrition as well as early learning and stimulation for children from birth to 4 years.	Yes	127,566	127,566	N/A

Name of transferee	Purpose for which the funds were used	Compliance with s 38 (1) (j) of the PFMA	Amount transferred (R'000)	Amount spent by the entity	Reasons for the funds unspent by the entity
FUNINYANISO ZOLA DAY CARE CENTRE	Provision of nutrition as well as early learning and stimulation for children from birth to 4 years.	Yes	69,498	69,498	N/A
ZANOKUKHANYA DAY CARE CENTRE	Provision of nutrition as well as early learning and stimulation for children from birth to 4 years.	Yes	161,442	161,442	N/A
EKONWABENI DAY CARE CENTRE	Provision of nutrition as well as early learning and stimulation for children from birth to 4 years.	Yes	100,998	100,998	N/A
AZOLA DAY CARE CENTRE	Provision of nutrition as well as early learning and stimulation for children from birth to 4 years.	Yes	134,892	134,892	N/A
VUYOLWETHU DAY CARE CENTRE	Provision of nutrition as well as early learning and stimulation for children from birth to 4 years.	Yes	67,797	67,797	N/A
PHUMELELA PRE SCHOOL	Provision of nutrition as well as early learning and stimulation for children from birth to 4 years.	Yes	92,970	92,970	N/A
NOLUNTU SILOZI PRE-SCHOOL	Provision of nutrition as well as early learning and stimulation for children from birth to 4 years.	Yes	50,505	50,505	N/A
KHOTHALANG PRE-SCHOOL	Provision of nutrition as well as early learning and stimulation for children from birth to 4 years.	Yes	100,482	100,482	N/A
DIKONYANA PRE-SCHOOL	Provision of nutrition as well as early learning and stimulation for children from birth to 4 years.	Yes	103,521	103,521	N/A
ELUKHANYISWENI PRE-SCHOOL	Provision of nutrition as well as early learning and stimulation for children from birth to 4 years.	Yes	102,537	102,537	N/A
MSENTI PRE-SCHOOL	Provision of nutrition as well as early learning and stimulation for children from birth to 4 years.	Yes	44,496	44,496	N/A
KHUPHUKANI	Provision of nutrition as well as early learning and stimulation for children from birth to 4 years.	Yes	62,424	62,424	N/A
KHETHOKUHLE	Provision of nutrition as well as early learning and stimulation for children from birth to 4 years.	Yes	77,619	77,619	N/A
IKAHENG PRE-SCHOOL	Provision of nutrition as well as early learning and stimulation for children from birth to 4 years.	Yes	78,714	78,714	N/A
PHAKAMANI PRE SCHOOL	Provision of nutrition as well as early learning and stimulation for children from birth to 4 years.	Yes	84,168	84,168	N/A
MZAMOMHLE PRE-SCHOOL	Provision of nutrition as well as early learning and stimulation for children from birth to 4 years.	Yes	112,896	112,896	N/A
JONGUKHANYO D.C.C	Provision of nutrition as well as early learning and stimulation for children from birth to 4 years.	Yes	160,083	160,083	N/A
NONTYATYAMBO PRE PRIMARY SCHOOL	Provision of nutrition as well as early learning and stimulation for children from birth to 4 years.	Yes	139,644	139,644	N/A
JOJWENI D.C.C	Provision of nutrition as well as early learning and stimulation for children from birth to 4 years.	Yes	82,809	82,809	N/A
NCORA DAY CARE CENTRE	Provision of nutrition as well as early learning and stimulation for children from birth to 4 years.	Yes	122,215	122,215	N/A
NOLUKHANYO DAY CARE CENTRE	Provision of nutrition as well as early learning and stimulation for children from birth to 4 years.	Yes	94,767	94,767	N/A
SAKHE DAY CARE CENTRE	Provision of nutrition as well as early	Yes	101,196	101,196	N/A

Name of transferee	Purpose for which the funds were used	Compliance with s 38 (1) (j) of the PFMA	Amount transferred (R'000)	Amount spent by the entity	Reasons for the funds unspent by the entity
	learning and stimulation for children from birth to 4 years.				
SHIXINI DAY CARE CENTRE	Provision of nutrition as well as early learning and stimulation for children from birth to 4 years.	Yes	71,190	71,190	N/A
LUVU DAY CARE CENTRE	Provision of nutrition as well as early learning and stimulation for children from birth to 4 years.	Yes	66,024	66,024	N/A
KOMKHULU DAY CARE CENTRE	Provision of nutrition as well as early learning and stimulation for children from birth to 4 years.	Yes	170,343	170,343	N/A
LUCINGWENI DAY CARE CENTRE	Provision of nutrition as well as early learning and stimulation for children from birth to 4 years.	Yes	113,216	113,216	N/A
NCEDOLWETHU DAY CARE CENTRE	Provision of nutrition as well as early learning and stimulation for children from birth to 4 years.	Yes	79,389	79,389	N/A
NONCEDO DAY CARE CENTRE	Provision of nutrition as well as early learning and stimulation for children from birth to 4 years.	Yes	112,168	112,168	N/A
NONKQUBELA DAY CARE CENTRE	Provision of nutrition as well as early learning and stimulation for children from birth to 4 years.	Yes	87,570	87,570	N/A
NTINGA DAY CARE CENTRE	Provision of nutrition as well as early learning and stimulation for children from birth to 4 years.	Yes	116,568	116,568	N/A
MBITYANA DAY CARE CENTRE	Provision of nutrition as well as early learning and stimulation for children from birth to 4 years.	Yes	91,872	91,872	N/A
MAKWANDE DAY CARE CENTER	Provision of nutrition as well as early learning and stimulation for children from birth to 4 years.	Yes	65,913	65,913	N/A
NOMAWAKA DAY CARE CENTRE	Provision of nutrition as well as early learning and stimulation for children from birth to 4 years.	Yes	97,758	97,758	N/A
FRIENDS OF IBIKA DAY CARE CENTRE	Provision of nutrition as well as early learning and stimulation for children from birth to 4 years.	Yes	152,595	152,595	N/A
NOLULAMO DAY CARE CENTRE	Provision of nutrition as well as early learning and stimulation for children from birth to 4 years.	Yes	95,235	95,235	N/A
ZAHOBUHLE DAY CARE CENTRE	Provision of nutrition as well as early learning and stimulation for children from birth to 4 years.	Yes	115,992	115,992	N/A
PUMLANI DAY CARE CENTRE	Provision of nutrition as well as early learning and stimulation for children from birth to 4 years.	Yes	103,914	103,914	N/A
SIPHUXOLO DAY CARE CENTRE	Provision of nutrition as well as early learning and stimulation for children from birth to 4 years.	Yes	59,085	59,085	N/A
SIVELILE DAY CARE CENTRE	Provision of nutrition as well as early learning and stimulation for children from birth to 4 years.	Yes	90,648	90,648	N/A
QORA PRE-SCHOOL	Provision of nutrition as well as early learning and stimulation for children from birth to 4 years.	Yes	68,445	68,445	N/A
PAKAMISA PRE-SCHOOL	Provision of nutrition as well as early learning and stimulation for children from birth to 4 years.	Yes	67,146	67,146	N/A
NDUKU DAY CARE CENTRE	Provision of nutrition as well as early learning and stimulation for children from birth to 4 years.	Yes	85,383	85,383	N/A
KWILINI DAY CARE CENTRE	Provision of nutrition as well as early learning and stimulation for children from birth to 4 years.	Yes	104,328	104,328	N/A

Name of transferee	Purpose for which the funds were used	Compliance with s 38 (1) (j) of the PFMA	Amount transferred (R'000)	Amount spent by the entity	Reasons for the funds unspent by the entity
	from birth to 4 years.				
MASIZAME PRE-SCHOOL	Provision of nutrition as well as early learning and stimulation for children from birth to 4 years.	Yes	121,923	121,923	N/A
MAGALAKANQA DAY CARE CENTRE	Provision of nutrition as well as early learning and stimulation for children from birth to 4 years.	Yes	101,079	101,079	N/A
GOOD EFFORT DAY CARE CENTRE	Provision of nutrition as well as early learning and stimulation for children from birth to 4 years.	Yes	93,821	93,821	N/A
NOBUBELE	Provision of nutrition as well as early learning and stimulation for children from birth to 4 years.	Yes	90,081	90,081	N/A
SINOXOLO DAY CARE CENTRE	Provision of nutrition as well as early learning and stimulation for children from birth to 4 years.	Yes	105,480	105,480	N/A
PHATILIZWE DAY CARE CENTRE	Provision of nutrition as well as early learning and stimulation for children from birth to 4 years.	Yes	74,370	74,370	N/A
ILINGE DAY CARE CENTRE	Provision of nutrition as well as early learning and stimulation for children from birth to 4 years.	Yes	114,381	114,381	N/A
LITHA LETHU DAY CARE CENTRE	Provision of nutrition as well as early learning and stimulation for children from birth to 4 years.	Yes	115,920	115,920	N/A
MONWABISI PRE SCHOOL	Provision of nutrition as well as early learning and stimulation for children from birth to 4 years.	Yes	97,839	97,839	N/A
MMANGOBOMVU DAY CARE CENTRE	Provision of nutrition as well as early learning and stimulation for children from birth to 4 years.	Yes	89,217	89,217	N/A
SISEKO-SETHU DAY CARE CENTRE	Provision of nutrition as well as early learning and stimulation for children from birth to 4 years.	Yes	114,426	114,426	N/A
NGANGENDLOVU DAY CARE	Provision of nutrition as well as early learning and stimulation for children from birth to 4 years.	Yes	98,100	98,100	N/A
ZANOKHANYO DAY CARE CENTRE	Provision of nutrition as well as early learning and stimulation for children from birth to 4 years.	Yes	108,378	108,378	N/A
KHANYISA DAY CARE CENTRE	Provision of nutrition as well as early learning and stimulation for children from birth to 4 years.	Yes	133,974	133,974	N/A
VUKASIYE DAY CARE CENTRE	Provision of nutrition as well as early learning and stimulation for children from birth to 4 years.	Yes	78,009	78,009	N/A
MZOKHANYO DAY CARE CENTRE	Provision of nutrition as well as early learning and stimulation for children from birth to 4 years.	Yes	91,749	91,749	N/A
SIKHULULEKILE DAY CARE CENTRE	Provision of nutrition as well as early learning and stimulation for children from birth to 4 years.	Yes	99,390	99,390	N/A
FRANCIS DAY CARE CENTRE	Provision of nutrition as well as early learning and stimulation for children from birth to 4 years.	Yes	50,013	50,013	N/A
NOTHENGA DAY CAE CENTRE	Provision of nutrition as well as early learning and stimulation for children from birth to 4 years.	Yes	57,069	57,069	N/A
MASITHANDANE DAY CARE CENTRE	Provision of nutrition as well as early learning and stimulation for children from birth to 4 years.	Yes	105,759	105,759	N/A
ILINGE DAY CARE CENTRE	Provision of nutrition as well as early learning and stimulation for children from birth to 4 years.	Yes	100,164	100,164	N/A

Name of transferee	Purpose for which the funds were used	Compliance with s 38 (1) (j) of the PFMA	Amount transferred (R'000)	Amount spent by the entity	Reasons for the funds unspent by the entity
MZAMOWETHU DAY CARE CENTRE	Provision of nutrition as well as early learning and stimulation for children from birth to 4 years.	Yes	113,538	113,538	N/A
INKULULEKO DAY CARE CENTRE	Provision of nutrition as well as early learning and stimulation for children from birth to 4 years.	Yes	81,459	81,459	N/A
NZUZU DAY CARE CENTRE	Provision of nutrition as well as early learning and stimulation for children from birth to 4 years.	Yes	141,786	141,786	N/A
ZANOKAYO DAY CARE CENTRE	Provision of nutrition as well as early learning and stimulation for children from birth to 4 years.	Yes	136,611	136,611	N/A
TEKO FIHLA PRE-PRIMARY	Provision of nutrition as well as early learning and stimulation for children from birth to 4 years.	Yes	144,108	144,108	N/A
SIYAZAMA NGONYAMA DAY CARE CENTR	Provision of nutrition as well as early learning and stimulation for children from birth to 4 years.	Yes	137,025	137,025	N/A
YANDISA DAY CARE CENTRE	Provision of nutrition as well as early learning and stimulation for children from birth to 4 years.	Yes	125,991	125,991	N/A
ELUNDINI LOTHUKELA DAY CARE CENT	Provision of nutrition as well as early learning and stimulation for children from birth to 4 years.	Yes	119,016	119,016	N/A
SINETHEMBA DAY CARE CENTRE	Provision of nutrition as well as early learning and stimulation for children from birth to 4 years.	Yes	95,985	95,985	N/A
ESINGENI D.C.C	Provision of nutrition as well as early learning and stimulation for children from birth to 4 years.	Yes	98,991	98,991	N/A
QINA PRE-SCHOOL	Provision of nutrition as well as early learning and stimulation for children from birth to 4 years.	Yes	72,243	72,243	N/A
WINNIE DAY CARE CENTRE	Provision of nutrition as well as early learning and stimulation for children from birth to 4 years.	Yes	77,379	77,379	N/A
LURWAYIZO DAY CARE CENTRE	Provision of nutrition as well as early learning and stimulation for children from birth to 4 years.	Yes	97,443	97,443	N/A
ZAMUBUHLE DAY CARE CENTRE	Provision of nutrition as well as early learning and stimulation for children from birth to 4 years.	Yes	107,136	107,136	N/A
CENTANE VILLAGE PRE-SCHOOL	Provision of nutrition as well as early learning and stimulation for children from birth to 4 years.	Yes	80,074	80,074	N/A
TEKO SPRINGS D.C.C	Provision of nutrition as well as early learning and stimulation for children from birth to 4 years.	Yes	136,953	136,953	N/A
NOMTHUNZI EDUCARE CENTRE	Provision of nutrition as well as early learning and stimulation for children from birth to 4 years.	Yes	61,308	61,308	N/A
MASINCEDANE	Provision of nutrition as well as early learning and stimulation for children from birth to 4 years.	Yes	91,473	91,473	N/A
KOINONIA KLEUTERSKOOL	Provision of nutrition as well as early learning and stimulation for children from birth to 4 years.	Yes	132,390	132,390	N/A
ZWELAKHE D.C.C.	Provision of nutrition as well as early learning and stimulation for children from birth to 4 years.	Yes	83,156	83,156	N/A
ZIVELELE DAY CARE CENTRE	Provision of nutrition as well as early learning and stimulation for children from birth to 4 years.	Yes	141,684	141,684	N/A
KWEZANA DAY CARE	Provision of nutrition as well as early	Yes	100,188	100,188	N/A

Name of transferee	Purpose for which the funds were used	Compliance with s 38 (1) (j) of the PFMA	Amount transferred (R'000)	Amount spent by the entity	Reasons for the funds unspent by the entity
CENTRE	learning and stimulation for children from birth to 4 years.				
KHANYISO DAY CARE CENTRE	Provision of nutrition as well as early learning and stimulation for children from birth to 4 years.	Yes	49,374	49,374	N/A
LUZUKO EDUCARE CENTRE	Provision of nutrition as well as early learning and stimulation for children from birth to 4 years.	Yes	164,610	164,610	N/A
SAKHINGOMSO DAY CARE CENTRE	Provision of nutrition as well as early learning and stimulation for children from birth to 4 years.	Yes	120,348	120,348	N/A
MANYANO EDUCARE CENTRE	Provision of nutrition as well as early learning and stimulation for children from birth to 4 years.	Yes	100,908	100,908	N/A
SIZAMELE DAY CARE CENTRE	Provision of nutrition as well as early learning and stimulation for children from birth to 4 years.	Yes	78,486	78,486	N/A
EMTHONJENI DAY CARE CENTRE	Provision of nutrition as well as early learning and stimulation for children from birth to 4 years.	Yes	112,806	112,806	N/A
MTOMBOTHI DAY CARE CENTRE	Provision of nutrition as well as early learning and stimulation for children from birth to 4 years.	Yes	104,265	104,265	N/A
MAKABONGWE DAY CARE CENTRE	Provision of nutrition as well as early learning and stimulation for children from birth to 4 years.	Yes	119,766	119,766	N/A
SAKHISIZWE	Provision of nutrition as well as early learning and stimulation for children from birth to 4 years.	Yes	73,359	73,359	N/A
NONIBE / BAVUMELENI DAY CARE CEN	Provision of nutrition as well as early learning and stimulation for children from birth to 4 years.	Yes	103,620	103,620	N/A
MANGONDINI DAY CARE CENTRE	Provision of nutrition as well as early learning and stimulation for children from birth to 4 years.	Yes	101,574	101,574	N/A
SIKHUMBUZO MANAKAZA	Provision of nutrition as well as early learning and stimulation for children from birth to 4 years.	Yes	115,047	115,047	N/A
QAQAMBA DAY CARE CENTRE	Provision of nutrition as well as early learning and stimulation for children from birth to 4 years.	Yes	76,500	76,500	N/A
NOMNANDI DAY CARE CENTRE	Provision of nutrition as well as early learning and stimulation for children from birth to 4 years.	Yes	95,475	95,475	N/A
NJONGOZETHU PRE-SCHOOL	Provision of nutrition as well as early learning and stimulation for children from birth to 4 years.	Yes	67,287	67,287	N/A
LANTI BUSH PRE-SCHOOL	Provision of nutrition as well as early learning and stimulation for children from birth to 4 years.	Yes	54,459	54,459	N/A
NONKQUBELA DAY CARE CENTER	Provision of nutrition as well as early learning and stimulation for children from birth to 4 years.	Yes	82,854	82,854	N/A
PHUMLANI DAY CARE CENTRE	Provision of nutrition as well as early learning and stimulation for children from birth to 4 years.	Yes	69,102	69,102	N/A
KHANYISWENI DCC	Provision of nutrition as well as early learning and stimulation for children from birth to 4 years.	Yes	87,030	87,030	N/A
BONGOLETHU DAY CARE CENTRE	Provision of nutrition as well as early learning and stimulation for children from birth to 4 years.	Yes	126,279	126,279	N/A
MAXAMA EDUCARE CENTRE	Provision of nutrition as well as early learning and stimulation for children	Yes	79,998	79,998	N/A

Name of transferee	Purpose for which the funds were used	Compliance with s 38 (1) (j) of the PFMA	Amount transferred (R'000)	Amount spent by the entity	Reasons for the funds unspent by the entity
	from birth to 4 years.				
LUVUYO DATCARE CENTRE	Provision of nutrition as well as early learning and stimulation for children from birth to 4 years.	Yes	95,103	95,103	N/A
KEI ROAD CHILD MINDER	Provision of nutrition as well as early learning and stimulation for children from birth to 4 years.	Yes	106,560	106,560	N/A
NOLUFEFE DAY CARE CENTRE	Provision of nutrition as well as early learning and stimulation for children from birth to 4 years.	Yes	40,392	40,392	N/A
PHENDU DAY CARE CENTRE	Provision of nutrition as well as early learning and stimulation for children from birth to 4 years.	Yes	121,953	121,953	N/A
CAINS DAY CARE CENTRE	Provision of nutrition as well as early learning and stimulation for children from birth to 4 years.	Yes	51,516	51,516	N/A
ZANOXOLO DAY CARE CENTRE	Provision of nutrition as well as early learning and stimulation for children from birth to 4 years.	Yes	46,521	46,521	N/A
ASEMAHLE	Provision of nutrition as well as early learning and stimulation for children from birth to 4 years.	Yes	82,620	82,620	N/A
PHAPHAMANI DAYCARE CENTRE	Provision of nutrition as well as early learning and stimulation for children from birth to 4 years.	Yes	50,229	50,229	N/A
ELITHENI DAY CARE CENTRE	Provision of nutrition as well as early learning and stimulation for children from birth to 4 years.	Yes	112,365	112,365	N/A
NDAKENI DAY CARE CENTRE	Provision of nutrition as well as early learning and stimulation for children from birth to 4 years.	Yes	138,888	138,888	N/A
CIKO DAY CARE CENTRE	Provision of nutrition as well as early learning and stimulation for children from birth to 4 years.	Yes	88,935	88,935	N/A
KHULASIZWE DAY CARE CENTRE	Provision of nutrition as well as early learning and stimulation for children from birth to 4 years.	Yes	119,736	119,736	N/A
MASIBAMBANE PRE-SCHOOL	Provision of nutrition as well as early learning and stimulation for children from birth to 4 years.	Yes	237,402	237,402	N/A
SONGEZE DAY CARE CENTRE	Provision of nutrition as well as early learning and stimulation for children from birth to 4 years.	Yes	174,051	174,051	N/A
NONDZONDELELO	Provision of nutrition as well as early learning and stimulation for children from birth to 4 years.	Yes	70,578	70,578	N/A
HLUMISA DAY CARE CENTRE	Provision of nutrition as well as early learning and stimulation for children from birth to 4 years.	Yes	118,956	118,956	N/A
SIYAZAMA DAY CARE CENTRE	Provision of nutrition as well as early learning and stimulation for children from birth to 4 years.	Yes	118,845	118,845	N/A
LUKHANYOBUWA DAY CARE CENTRE	Provision of nutrition as well as early learning and stimulation for children from birth to 4 years.	Yes	102,771	102,771	N/A
ZAMANI PRE- SCHOOL	Provision of nutrition as well as early learning and stimulation for children from birth to 4 years.	Yes	147,726	147,726	N/A
ADELAIDE PRE-SCHOOL/EDUCARE CENT	Provision of nutrition as well as early learning and stimulation for children from birth to 4 years.	Yes	157,500	157,500	N/A
BOLOTWA PRE SCHOOL	Provision of nutrition as well as early learning and stimulation for children from birth to 4 years.	Yes	69,822	69,822	N/A

Name of transferee	Purpose for which the funds were used	Compliance with s 38 (1) (j) of the PFMA	Amount transferred (R'000)	Amount spent by the entity	Reasons for the funds unspent by the entity
ROSESTONE DAY CARE CENTRE	Provision of nutrition as well as early learning and stimulation for children from birth to 4 years.	Yes	68,139	68,139	N/A
BUYANI PRE SCHOOL	Provision of nutrition as well as early learning and stimulation for children from birth to 4 years.	Yes	150,426	150,426	N/A
BRONNIES EDUCARE CENTRE	Provision of nutrition as well as early learning and stimulation for children from birth to 4 years.	Yes	151,974	151,974	N/A
SIKHULILE	Provision of nutrition as well as early learning and stimulation for children from birth to 4 years.	Yes	178,704	178,704	N/A
CLEMENTS KADALIE EDUCARE CEN	Provision of nutrition as well as early learning and stimulation for children from birth to 4 years.	Yes	179,163	179,163	N/A
THEMBALETHU DAYCARE CENTER	Provision of nutrition as well as early learning and stimulation for children from birth to 4 years.	Yes	86,229	86,229	N/A
THEMBOKUHLE EDUCARE CENTRE	Provision of nutrition as well as early learning and stimulation for children from birth to 4 years.	Yes	111,393	111,393	N/A
ZUSAKHE CRECHE	Provision of nutrition as well as early learning and stimulation for children from birth to 4 years.	Yes	129,048	129,048	N/A
BHONGOLETHU DAY CARE CENTRE	Provision of nutrition as well as early learning and stimulation for children from birth to 4 years.	Yes	88,317	88,317	N/A
MAKI PRE-PRIMARY	Provision of nutrition as well as early learning and stimulation for children from birth to 4 years.	Yes	116,712	116,712	N/A
MASINCEDISE DAY CARE CENTRE	Provision of nutrition as well as early learning and stimulation for children from birth to 4 years.	Yes	168,813	168,813	N/A
NOZIBELE DAY CARE CENTRE	Provision of nutrition as well as early learning and stimulation for children from birth to 4 years.	Yes	113,130	113,130	N/A
HOGSBACK EDUCARE CENTRE	Provision of nutrition as well as early learning and stimulation for children from birth to 4 years.	Yes	120,249	120,249	N/A
HILLCREST CENTRE	Provision of nutrition as well as early learning and stimulation for children from birth to 4 years.	Yes	92,089	92,089	N/A
TINKLE BELL DAY CARE CENTRE	Provision of nutrition as well as early learning and stimulation for children from birth to 4 years.	Yes	148,077	148,077	N/A
ISIQALO SOBULUMKO EDUCARE CENTRE	Provision of nutrition as well as early learning and stimulation for children from birth to 4 years.	Yes	134,919	134,919	N/A
NDILEKA QOLWANA DAY CARE CENTRE	Provision of nutrition as well as early learning and stimulation for children from birth to 4 years.	Yes	117,147	117,147	N/A
NOLAST	Provision of nutrition as well as early learning and stimulation for children from birth to 4 years.	Yes	86,961	86,961	N/A
VUKUZAKHE DAY CARE CENTRE	Provision of nutrition as well as early learning and stimulation for children from birth to 4 years.	Yes	87,930	87,930	N/A
BOOMPLAAS PRE-SCHOOL	Provision of nutrition as well as early learning and stimulation for children from birth to 4 years.	Yes	105,471	105,471	N/A
JONBABANTU PRE-SCHOOL	Provision of nutrition as well as early learning and stimulation for children from birth to 4 years.	Yes	98,709	98,709	N/A
ESIGANGENI PRE-	Provision of nutrition as well as early	Yes	11,937	11,937	N/A

Name of transferee	Purpose for which the funds were used	Compliance with s 38 (1) (j) of the PFMA	Amount transferred (R'000)	Amount spent by the entity	Reasons for the funds unspent by the entity
SCHOOL	learning and stimulation for children from birth to 4 years.				
EYETHU PRE-SCHOOL	Provision of nutrition as well as early learning and stimulation for children from birth to 4 years.	Yes	79,362	79,362	N/A
GREENLAND FARMS DAY CARE	Provision of nutrition as well as early learning and stimulation for children from birth to 4 years.	Yes	59,781	59,781	N/A
KUYASA D.C.C PRE-SCHOOL	Provision of nutrition as well as early learning and stimulation for children from birth to 4 years.	Yes	90,069	90,069	N/A
KANYISO PRE-SCHOOL	Provision of nutrition as well as early learning and stimulation for children from birth to 4 years.	Yes	121,509	121,509	N/A
LOWER MSINTSANA PRE-SCHOOL	Provision of nutrition as well as early learning and stimulation for children from birth to 4 years.	Yes	66,141	66,141	N/A
NCEDULUNTU PRE-SCHOOL	Provision of nutrition as well as early learning and stimulation for children from birth to 4 years.	Yes	84,249	84,249	N/A
MITHI PRE-SCHOOL	Provision of nutrition as well as early learning and stimulation for children from birth to 4 years.	Yes	85,221	85,221	N/A
NOSAPHO PRE-SCHOOL	Provision of nutrition as well as early learning and stimulation for children from birth to 4 years.	Yes	81,996	81,996	N/A
PHAKAMISANI SIZWE PRE SCHOOL	Provision of nutrition as well as early learning and stimulation for children from birth to 4 years.	Yes	74,040	74,040	N/A
SINCEDENATHI PRE SCHOOL	Provision of nutrition as well as early learning and stimulation for children from birth to 4 years.	Yes	60,156	60,156	N/A
TYENI PRE-SCHOOL	Provision of nutrition as well as early learning and stimulation for children from birth to 4 years.	Yes	90,315	90,315	N/A
VUKANI PRE-SCHOOL	Provision of nutrition as well as early learning and stimulation for children from birth to 4 years.	Yes	69,870	69,870	N/A
ZANEBANDLA PRE SCHOOL	Provision of nutrition as well as early learning and stimulation for children from birth to 4 years.	Yes	84,606	84,606	N/A
ZWELITSHA PRE-SCHOOL	Provision of nutrition as well as early learning and stimulation for children from birth to 4 years.	Yes	101,448	101,448	N/A
ESIGUBUDWINI PRE-SCHOOL	Provision of nutrition as well as early learning and stimulation for children from birth to 4 years.	Yes	135,951	135,951	N/A
ZAMUKHANYO DAY CARE CENTRE	Provision of nutrition as well as early learning and stimulation for children from birth to 4 years.	Yes	101,664	101,664	N/A
WINDYRIDGE DAY CARE CENTRE	Provision of nutrition as well as early learning and stimulation for children from birth to 4 years.	Yes	118,113	118,113	N/A
HAAS DAS EDUCARE CENTRE	Provision of nutrition as well as early learning and stimulation for children from birth to 4 years.	Yes	61,533	61,533	N/A
JEFFREYSBAY EDUCARE CENTRE	Provision of nutrition as well as early learning and stimulation for children from birth to 4 years.	Yes	93,261	93,261	N/A
ST JOHN'S EDUCARE CENTRE	Provision of nutrition as well as early learning and stimulation for children from birth to 4 years.	Yes	122,337	122,337	N/A
MENDI	Provision of nutrition as well as early learning and stimulation for children	Yes	168,723	168,723	N/A

Name of transferee	Purpose for which the funds were used	Compliance with s 38 (1) (j) of the PFMA	Amount transferred (R'000)	Amount spent by the entity	Reasons for the funds unspent by the entity
	from birth to 4 years.				
KANYISA DAY CARE CENTRE	Provision of nutrition as well as early learning and stimulation for children from birth to 4 years.	Yes	114,399	114,399	N/A
PHAKAMANI DAY CARE CENTRE	Provision of nutrition as well as early learning and stimulation for children from birth to 4 years.	Yes	150,525	150,525	N/A
MARWANQANA	Provision of nutrition as well as early learning and stimulation for children from birth to 4 years.	Yes	169,668	169,668	N/A
SICHWE PRE-SCHOOL	Provision of nutrition as well as early learning and stimulation for children from birth to 4 years.	Yes	177,291	177,291	N/A
MATHAMBO PRE-SCHOOL	Provision of nutrition as well as early learning and stimulation for children from birth to 4 years.	Yes	172,512	172,512	N/A
NOZOZO PRE-SCHOOL	Provision of nutrition as well as early learning and stimulation for children from birth to 4 years.	Yes	88,299	88,299	N/A
MTIMDE PRE-SCHOOL	Provision of nutrition as well as early learning and stimulation for children from birth to 4 years.	Yes	141,372	141,372	N/A
KWA-NDUMISO PRE-SCHOOL	Provision of nutrition as well as early learning and stimulation for children from birth to 4 years.	Yes	144,288	144,288	N/A
MDABUKA PRE-SCHOOL	Provision of nutrition as well as early learning and stimulation for children from birth to 4 years.	Yes	167,049	167,049	N/A
KWA-MSIKWA PRE-SCHOOL	Provision of nutrition as well as early learning and stimulation for children from birth to 4 years.	Yes	169,041	169,041	N/A
BIKITSHA PRE-SCHOOL	Provision of nutrition as well as early learning and stimulation for children from birth to 4 years.	Yes	168,786	168,786	N/A
LUKHOLO PRE-SCHOOL	Provision of nutrition as well as early learning and stimulation for children from birth to 4 years.	Yes	151,146	151,146	N/A
VALELA PRE - SCHOOL	Provision of nutrition as well as early learning and stimulation for children from birth to 4 years.	Yes	146,304	146,304	N/A
MANUNDU PRE SCHOOL	Provision of nutrition as well as early learning and stimulation for children from birth to 4 years.	Yes	135,378	135,378	N/A
NOKHANYO PRE-SCHOOL	Provision of nutrition as well as early learning and stimulation for children from birth to 4 years.	Yes	150,264	150,264	N/A
NINIVA PRESCHOL	Provision of nutrition as well as early learning and stimulation for children from birth to 4 years.	Yes	133,095	133,095	N/A
MRESHI PRESCHOOL	Provision of nutrition as well as early learning and stimulation for children from birth to 4 years.	Yes	131,904	131,904	N/A
EKUZAMENI PRE-SCHOOL	Provision of nutrition as well as early learning and stimulation for children from birth to 4 years.	Yes	164,745	164,745	N/A
KHETHANI PRE-SCHOOL	Provision of nutrition as well as early learning and stimulation for children from birth to 4 years.	Yes	176,508	176,508	N/A
CRITCHLOW PRE SCHOOL	Provision of nutrition as well as early learning and stimulation for children from birth to 4 years.	Yes	114,381	114,381	N/A
VUSANI PRE-SCHOOL	Provision of nutrition as well as early learning and stimulation for children from birth to 4 years.	Yes	86,274	86,274	N/A

Name of transferee	Purpose for which the funds were used	Compliance with s 38 (1) (j) of the PFMA	Amount transferred (R'000)	Amount spent by the entity	Reasons for the funds unspent by the entity
BOYCE PRE PRIMARY SCHOOL	Provision of nutrition as well as early learning and stimulation for children from birth to 4 years.	Yes	149,112	149,112	N/A
SOLOMZI PRE SCHOOL	Provision of nutrition as well as early learning and stimulation for children from birth to 4 years.	Yes	148,023	148,023	N/A
ILITHA PRE-SCHOOL	Provision of nutrition as well as early learning and stimulation for children from birth to 4 years.	Yes	123,138	123,138	N/A
BULELANI PRE-SCHOOL	Provision of nutrition as well as early learning and stimulation for children from birth to 4 years.	Yes	156,444	156,444	N/A
ZAMUKWENYUKA PRE-SCHOOL	Provision of nutrition as well as early learning and stimulation for children from birth to 4 years.	Yes	129,738	129,738	N/A
KHOTSO SETHUNTA PRE-SCHOOL	Provision of nutrition as well as early learning and stimulation for children from birth to 4 years.	Yes	175,230	175,230	N/A
JACA PRE-SCHOOL	Provision of nutrition as well as early learning and stimulation for children from birth to 4 years.	Yes	112,103	112,103	N/A
JAMES CINGO PRE-SCHOOL	Provision of nutrition as well as early learning and stimulation for children from birth to 4 years.	Yes	141,894	141,894	N/A
MAVUSO PRE-SCHOOL	Provision of nutrition as well as early learning and stimulation for children from birth to 4 years.	Yes	91,518	91,518	N/A
TAMSANOQA PRE-SCHOOL	Provision of nutrition as well as early learning and stimulation for children from birth to 4 years.	Yes	156,321	156,321	N/A
MNXEBA PRE-SCHOOL	Provision of nutrition as well as early learning and stimulation for children from birth to 4 years.	Yes	164,403	164,403	N/A
EKHAYENI PRE-SCHOOL	Provision of nutrition as well as early learning and stimulation for children from birth to 4 years.	Yes	124,974	124,974	N/A
MFULAMDE PRE-SCHOOL	Provision of nutrition as well as early learning and stimulation for children from birth to 4 years.	Yes	116,298	116,298	N/A
KHANYO PRE-SCHOOL	Provision of nutrition as well as early learning and stimulation for children from birth to 4 years.	Yes	159,003	159,003	N/A
VELLEM NO 1 PRE-SCHOOL	Provision of nutrition as well as early learning and stimulation for children from birth to 4 years.	Yes	126,864	126,864	N/A
JAKUJA PRE-SCHOOL	Provision of nutrition as well as early learning and stimulation for children from birth to 4 years.	Yes	155,475	155,475	N/A
ROCK-STAR PRE-SCHOOL	Provision of nutrition as well as early learning and stimulation for children from birth to 4 years.	Yes	118,779	118,779	N/A
NYANDA PRE-SCHOOL	Provision of nutrition as well as early learning and stimulation for children from birth to 4 years.	Yes	120,870	120,870	N/A
MBOBENI PRE-SCHOOL	Provision of nutrition as well as early learning and stimulation for children from birth to 4 years.	Yes	164,268	164,268	N/A
HOMBE PRE-SCHOOL	Provision of nutrition as well as early learning and stimulation for children from birth to 4 years.	Yes	150,471	150,471	N/A
HAMBANATHI PRE SCHOOL	Provision of nutrition as well as early learning and stimulation for children from birth to 4 years.	Yes	151,245	151,245	N/A
BUSHULA PRE-SCHOOL	Provision of nutrition as well as early	Yes	167,481	167,481	N/A

Name of transferee	Purpose for which the funds were used	Compliance with s 38 (1) (j) of the PFMA	Amount transferred (R'000)	Amount spent by the entity	Reasons for the funds unspent by the entity
	learning and stimulation for children from birth to 4 years.				
JONGIKHAYA PRE-SCHOOL	Provision of nutrition as well as early learning and stimulation for children from birth to 4 years.	Yes	173,169	173,169	N/A
THOKOZANI PRE-SCHOOL	Provision of nutrition as well as early learning and stimulation for children from birth to 4 years.	Yes	167,508	167,508	N/A
DLANGEZWA PRE-SCHOOL	Provision of nutrition as well as early learning and stimulation for children from birth to 4 years.	Yes	134,946	134,946	N/A
NDAMASE PRE-SCHOOL	Provision of nutrition as well as early learning and stimulation for children from birth to 4 years.	Yes	153,180	153,180	N/A
NDAKENI PRE-SCHOOL	Provision of nutrition as well as early learning and stimulation for children from birth to 4 years.	Yes	165,501	165,501	N/A
NKOZO PRE-SCHOOL	Provision of nutrition as well as early learning and stimulation for children from birth to 4 years.	Yes	119,439	119,439	N/A
NDUMISO PRE-SCHOOL	Provision of nutrition as well as early learning and stimulation for children from birth to 4 years.	Yes	136,350	136,350	N/A
MAGUSHENI PRE-SCHOOL	Provision of nutrition as well as early learning and stimulation for children from birth to 4 years.	Yes	117,891	117,891	N/A
VLEI PRE-SCHOOL	Provision of nutrition as well as early learning and stimulation for children from birth to 4 years.	Yes	148,950	148,950	N/A
NLENZI-STAR PRE-SCHOOL	Provision of nutrition as well as early learning and stimulation for children from birth to 4 years.	Yes	127,368	127,368	N/A
BIZANA VILLAGE PRE-SCHOOL	Provision of nutrition as well as early learning and stimulation for children from birth to 4 years.	Yes	79,785	79,785	N/A
MKETENGENI PRE-SCHOOL	Provision of nutrition as well as early learning and stimulation for children from birth to 4 years.	Yes	164,322	164,322	N/A
DUMAKUDE PRE-SCHOOL	Provision of nutrition as well as early learning and stimulation for children from birth to 4 years.	Yes	148,410	148,410	N/A
BONGANI PRE SCHOOL	Provision of nutrition as well as early learning and stimulation for children from birth to 4 years.	Yes	84,672	84,672	N/A
NCEDANANI PRE SCHOOL PROJECT	Provision of nutrition as well as early learning and stimulation for children from birth to 4 years.	Yes	93,630	93,630	N/A
PHAKAMANI PRE SCHOOL	Provision of nutrition as well as early learning and stimulation for children from birth to 4 years.	Yes	109,422	109,422	N/A
PUMLANI-NOXOLO PRE-SCHOOL	Provision of nutrition as well as early learning and stimulation for children from birth to 4 years.	Yes	44,598	44,598	N/A
NOLUVUYO.P.S	Provision of nutrition as well as early learning and stimulation for children from birth to 4 years.	Yes	63,810	63,810	N/A
SICELINCEBA PRE SCHOOL	Provision of nutrition as well as early learning and stimulation for children from birth to 4 years.	Yes	70,854	70,854	N/A
NONKQUBELA PRE-SCHOOL	Provision of nutrition as well as early learning and stimulation for children from birth to 4 years.	Yes	114,066	114,066	N/A
ESIDIKIDINI PRE-SCHOOL	Provision of nutrition as well as early learning and stimulation for children	Yes	119,757	119,757	N/A

Name of transferee	Purpose for which the funds were used	Compliance with s 38 (1) (j) of the PFMA	Amount transferred (R'000)	Amount spent by the entity	Reasons for the funds unspent by the entity
	from birth to 4 years.				
PHAPHAMANG PRE-SCHOOL	Provision of nutrition as well as early learning and stimulation for children from birth to 4 years.	Yes	78,321	78,321	N/A
NOXOLO PRE SCHOOL	Provision of nutrition as well as early learning and stimulation for children from birth to 4 years.	Yes	94,137	94,137	N/A
MASIPHATHISANE PRE-SCHOOL	Provision of nutrition as well as early learning and stimulation for children from birth to 4 years.	Yes	56,013	56,013	N/A
MASIKHANYISENI PRE-SCHOOL	Provision of nutrition as well as early learning and stimulation for children from birth to 4 years.	Yes	91,302	91,302	N/A
PETER MOKHABA PRE-SCHOOL	Provision of nutrition as well as early learning and stimulation for children from birth to 4 years.	Yes	105,916	105,916	N/A
MZOMTSHA DAY CARE CENTRE	Provision of nutrition as well as early learning and stimulation for children from birth to 4 years.	Yes	119,250	119,250	N/A
LUTHOLI DAY CARE CENTRE	Provision of nutrition as well as early learning and stimulation for children from birth to 4 years.	Yes	147,717	147,717	N/A
NKULULEKO PRE-SCHOOL	Provision of nutrition as well as early learning and stimulation for children from birth to 4 years.	Yes	98,322	98,322	N/A
THULASIZWE DAY CARE CENTRE	Provision of nutrition as well as early learning and stimulation for children from birth to 4 years.	Yes	119,790	119,790	N/A
FEZEKILE DAY CARE CENTRE	Provision of nutrition as well as early learning and stimulation for children from birth to 4 years.	Yes	111,222	111,222	N/A
XOLISANI DAY CARE CENTRE	Provision of nutrition as well as early learning and stimulation for children from birth to 4 years.	Yes	169,290	169,290	N/A
MALINGE DAY CARE CENTRE	Provision of nutrition as well as early learning and stimulation for children from birth to 4 years.	Yes	141,264	141,264	N/A
KHAYALETHU PRE-SCHOOL	Provision of nutrition as well as early learning and stimulation for children from birth to 4 years.	Yes	109,890	109,890	N/A
LOWER RAINY PRE SCHOOL	Provision of nutrition as well as early learning and stimulation for children from birth to 4 years.	Yes	175,437	175,437	N/A
MOYAKHE DAY CARE CENTRE	Provision of nutrition as well as early learning and stimulation for children from birth to 4 years.	Yes	175,752	175,752	N/A
NGONYAMA PRE-SCHOOL	Provision of nutrition as well as early learning and stimulation for children from birth to 4 years.	Yes	76,770	76,770	N/A
LUSAKA DAY CARE CENTRE	Provision of nutrition as well as early learning and stimulation for children from birth to 4 years.	Yes	133,425	133,425	N/A
KHANYISANI DAY CARE CENTRE	Provision of nutrition as well as early learning and stimulation for children from birth to 4 years.	Yes	174,069	174,069	N/A
KHABINDLOVU DAY CARE CENTRE	Provision of nutrition as well as early learning and stimulation for children from birth to 4 years.	Yes	136,989	136,989	N/A
SOS KINDERGARTEN	Provision of nutrition as well as early learning and stimulation for children from birth to 4 years.	Yes	74,547	74,547	N/A
LONWABO CRECHE	Provision of nutrition as well as early learning and stimulation for children from birth to 4 years.	Yes	136,566	136,566	N/A

Name of transferee	Purpose for which the funds were used	Compliance with s 38 (1) (j) of the PFMA	Amount transferred (R'000)	Amount spent by the entity	Reasons for the funds unspent by the entity
DUTYINI PRE-SCHOOL	Provision of nutrition as well as early learning and stimulation for children from birth to 4 years.	Yes	129,555	129,555	N/A
SALEM BABY CARE CENTRE	Provision of nutrition as well as early learning and stimulation for children from birth to 4 years.	Yes	126,297	126,297	N/A
PHAMOTSE KUETLISO	Provision of nutrition as well as early learning and stimulation for children from birth to 4 years.	Yes	69,171	69,171	N/A
NTLAZA DAY CARE CENTRE	Provision of nutrition as well as early learning and stimulation for children from birth to 4 years.	Yes	166,392	166,392	N/A
BANOVUYO DAY CARE CENTRE	Provision of nutrition as well as early learning and stimulation for children from birth to 4 years.	Yes	82,602	82,602	N/A
NONKUTHAZO DAY CARE CENTRE	Provision of nutrition as well as early learning and stimulation for children from birth to 4 years.	Yes	71,994	71,994	N/A
ELUXOLWENI PRE SCHOOL	Provision of nutrition as well as early learning and stimulation for children from birth to 4 years.	Yes	67,317	67,317	N/A
ZANOXOLO PRE-SCHOOL	Provision of nutrition as well as early learning and stimulation for children from birth to 4 years.	Yes	47,367	47,367	N/A
NOLUKHANYO	Provision of nutrition as well as early learning and stimulation for children from birth to 4 years.	Yes	177,678	177,678	N/A
FEZEKA CRECHE	Provision of nutrition as well as early learning and stimulation for children from birth to 4 years.	Yes	176,040	176,040	N/A
KANYISA DAY CARE CENTRE	Provision of nutrition as well as early learning and stimulation for children from birth to 4 years.	Yes	84,618	84,618	N/A
INKWENKWEZI DAY CARE CENTRE	Provision of nutrition as well as early learning and stimulation for children from birth to 4 years.	Yes	110,901	110,901	N/A
NOMPUMELELO DAY CARE CENTRE	Provision of nutrition as well as early learning and stimulation for children from birth to 4 years.	Yes	104,143	104,143	N/A
NZONDELELO DAY CARE CENTRE	Provision of nutrition as well as early learning and stimulation for children from birth to 4 years.	Yes	113,457	113,457	N/A
SIYAVUSA MACHIBI EDUCARE	Provision of nutrition as well as early learning and stimulation for children from birth to 4 years.	Yes	60,072	60,072	N/A
ZWELITSHA DAY CARE CENTRE	Provision of nutrition as well as early learning and stimulation for children from birth to 4 years.	Yes	73,224	73,224	N/A
KUYASA DAY CARE CENTRE	Provision of nutrition as well as early learning and stimulation for children from birth to 4 years.	Yes	110,325	110,325	N/A
LOYISO DAY CARE CENTRE	Provision of nutrition as well as early learning and stimulation for children from birth to 4 years.	Yes	152,841	152,841	N/A
LUKHANYO DAY CARE CENTRE	Provision of nutrition as well as early learning and stimulation for children from birth to 4 years.	Yes	120,633	120,633	N/A
LUKHANYO DAY CARE CENTRE	Provision of nutrition as well as early learning and stimulation for children from birth to 4 years.	Yes	99,810	99,810	N/A
LUKHANYO DAY CARE CENTRE	Provision of nutrition as well as early learning and stimulation for children from birth to 4 years.	Yes	100,260	100,260	N/A
LINGELIHLE CRECHE	Provision of nutrition as well as early	Yes	97,155	97,155	N/A

Name of transferee	Purpose for which the funds were used	Compliance with s 38 (1) (j) of the PFMA	Amount transferred (R'000)	Amount spent by the entity	Reasons for the funds unspent by the entity
	learning and stimulation for children from birth to 4 years.				
MASIZAKHE	Provision of nutrition as well as early learning and stimulation for children from birth to 4 years.	Yes	87,999	87,999	N/A
MASIZAKHE DAY CARE CENTRE	Provision of nutrition as well as early learning and stimulation for children from birth to 4 years.	Yes	70,500	70,500	N/A
MASINCEDANE D.C.C	Provision of nutrition as well as early learning and stimulation for children from birth to 4 years.	Yes	153,756	153,756	N/A
NOMZAMO DAY CARE CENTRE	Provision of nutrition as well as early learning and stimulation for children from birth to 4 years.	Yes	94,647	94,647	N/A
NOMZAMO DAY CARE CENTRE	Provision of nutrition as well as early learning and stimulation for children from birth to 4 years.	Yes	92,907	92,907	N/A
NONZAME DAY CARE CENTRE	Provision of nutrition as well as early learning and stimulation for children from birth to 4 years.	Yes	162,117	162,117	N/A
MASIZAKHE DAY CARE CENTRE	Provision of nutrition as well as early learning and stimulation for children from birth to 4 years.	Yes	102,993	102,993	N/A
MASIBULELE DAY CARE CENTRE	Provision of nutrition as well as early learning and stimulation for children from birth to 4 years.	Yes	92,803	92,803	N/A
ZANOKHANYO DAY CARE CENTRE	Provision of nutrition as well as early learning and stimulation for children from birth to 4 years.	Yes	166,422	166,422	N/A
SOPHAKAMA DAY CARE CENTRE	Provision of nutrition as well as early learning and stimulation for children from birth to 4 years.	Yes	93,306	93,306	N/A
SIYAZAMA DAY CARE CENTRE	Provision of nutrition as well as early learning and stimulation for children from birth to 4 years.	Yes	88,614	88,614	N/A
NONZAME DAY CARE CENTRE	Provision of nutrition as well as early learning and stimulation for children from birth to 4 years.	Yes	112,866	112,866	N/A
MZAMOMHLE DAY CARE CENTRE	Provision of nutrition as well as early learning and stimulation for children from birth to 4 years.	Yes	67,146	67,146	N/A
ZANOKHANYO DAY CARE CENTRE	Provision of nutrition as well as early learning and stimulation for children from birth to 4 years.	Yes	137,925	137,925	N/A
MFESANE DAY CARE CENTRE	Provision of nutrition as well as early learning and stimulation for children from birth to 4 years.	Yes	129,390	129,390	N/A
MASIBONISANE DAY CARE CENTRE	Provision of nutrition as well as early learning and stimulation for children from birth to 4 years.	Yes	130,503	130,503	N/A
ZAMUKUKHANYA DAY CARE CENTRE	Provision of nutrition as well as early learning and stimulation for children from birth to 4 years.	Yes	141,666	141,666	N/A
THEMBALETHU DAY CARE CENTRE	Provision of nutrition as well as early learning and stimulation for children from birth to 4 years.	Yes	98,766	98,766	N/A
NZONDELELO DAY CARE CENTRE	Provision of nutrition as well as early learning and stimulation for children from birth to 4 years.	Yes	143,658	143,658	N/A
NOMPUMELELO DAY CARE CENTRE	Provision of nutrition as well as early learning and stimulation for children from birth to 4 years.	Yes	164,907	164,907	N/A
NOMZAMO DAY CARE CENTRE	Provision of nutrition as well as early learning and stimulation for children from birth to 4 years.	Yes	149,157	149,157	N/A

Name of transferee	Purpose for which the funds were used	Compliance with s 38 (1) (j) of the PFMA	Amount transferred (R'000)	Amount spent by the entity	Reasons for the funds unspent by the entity
	from birth to 4 years.				
KHANYISA DAYCARE CENTRE	Provision of nutrition as well as early learning and stimulation for children from birth to 4 years.	Yes	126,918	126,918	N/A
NOKANYO DAY CARE CENTRE	Provision of nutrition as well as early learning and stimulation for children from birth to 4 years.	Yes	173,160	173,160	N/A
SINETHEMBA DAY CARE CENTRE	Provision of nutrition as well as early learning and stimulation for children from birth to 4 years.	Yes	141,336	141,336	N/A
NCEDOLWETHU DAY CARE CENTRE	Provision of nutrition as well as early learning and stimulation for children from birth to 4 years.	Yes	141,705	141,705	N/A
ZINGISA DAY CARE CENTRE	Provision of nutrition as well as early learning and stimulation for children from birth to 4 years.	Yes	119,237	119,237	N/A
NOMZAMO DAY CARE CENTRE	Provision of nutrition as well as early learning and stimulation for children from birth to 4 years.	Yes	92,175	92,175	N/A
MASIZAME DAY CARE CENTRE	Provision of nutrition as well as early learning and stimulation for children from birth to 4 years.	Yes	145,158	145,158	N/A
SOPHAKAMA DAY CARE CENTRE	Provision of nutrition as well as early learning and stimulation for children from birth to 4 years.	Yes	99,576	99,576	N/A
SIYAZAMA DAY CARE CENTRE	Provision of nutrition as well as early learning and stimulation for children from birth to 4 years.	Yes	80,694	80,694	N/A
KHANYA DAY CARE CENTRE	Provision of nutrition as well as early learning and stimulation for children from birth to 4 years.	Yes	117,210	117,210	N/A
SIYABULELA DAY CARE CENTRE	Provision of nutrition as well as early learning and stimulation for children from birth to 4 years.	Yes	98,676	98,676	N/A
NOMZAMO DAY CARE CENTRE	Provision of nutrition as well as early learning and stimulation for children from birth to 4 years.	Yes	77,976	77,976	N/A
LITTLE FLOWER PRE SCHOOL	Provision of nutrition as well as early learning and stimulation for children from birth to 4 years.	Yes	76,680	76,680	N/A
SIYAZAMA PRE SCHOOL	Provision of nutrition as well as early learning and stimulation for children from birth to 4 years.	Yes	92,703	92,703	N/A
KABOUTERLAND EDUCARE CENTRE	Provision of nutrition as well as early learning and stimulation for children from birth to 4 years.	Yes	101,964	101,964	N/A
MZAMOMHLE PRE SCHOOL	Provision of nutrition as well as early learning and stimulation for children from birth to 4 years.	Yes	125,460	125,460	N/A
NOMZAMO PRE SCHOOL	Provision of nutrition as well as early learning and stimulation for children from birth to 4 years.	Yes	69,678	69,678	N/A
NONCEBA PRE-SCHOOL	Provision of nutrition as well as early learning and stimulation for children from birth to 4 years.	Yes	92,673	92,673	N/A
NOMPUMELELO PRE-SCHOOL	Provision of nutrition as well as early learning and stimulation for children from birth to 4 years.	Yes	98,163	98,163	N/A
NOMZAMO DAY CARE CENTRE	Provision of nutrition as well as early learning and stimulation for children from birth to 4 years.	Yes	82,521	82,521	N/A
PHUMLANI DAY CARE CENTRE	Provision of nutrition as well as early learning and stimulation for children from birth to 4 years.	Yes	96,492	96,492	N/A

Name of transferee	Purpose for which the funds were used	Compliance with s 38 (1) (j) of the PFMA	Amount transferred (R'000)	Amount spent by the entity	Reasons for the funds unspent by the entity
MASIZAKHE NTLAMVINI PRE SCHOOL	Provision of nutrition as well as early learning and stimulation for children from birth to 4 years.	Yes	172,431	172,431	N/A
NOLUVO PRE-SCHOOL	Provision of nutrition as well as early learning and stimulation for children from birth to 4 years.	Yes	162,981	162,981	N/A
MAKUKHANYE PRE-SCHOOL	Provision of nutrition as well as early learning and stimulation for children from birth to 4 years.	Yes	124,608	124,608	N/A
MAKUKHANYE PRE-SCHOOL	Provision of nutrition as well as early learning and stimulation for children from birth to 4 years.	Yes	151,812	151,812	N/A
PUMELELA DAY CARE CENTRE	Provision of nutrition as well as early learning and stimulation for children from birth to 4 years.	Yes	139,068	139,068	N/A
ZIZAMELE PRE-SCHOOL	Provision of nutrition as well as early learning and stimulation for children from birth to 4 years.	Yes	153,684	153,684	N/A
ZIZAMELE PRE-SCHOOL	Provision of nutrition as well as early learning and stimulation for children from birth to 4 years.	Yes	121,815	121,815	N/A
ZIZAMELE OOKAMA PRE-SCHOOL	Provision of nutrition as well as early learning and stimulation for children from birth to 4 years.	Yes	160,758	160,758	N/A
NGOELENI VILLAGE DAY CARE CENTRE	Provision of nutrition as well as early learning and stimulation for children from birth to 4 years.	Yes	178,200	178,200	N/A
MASIKHULE DAY CARE CENTRE	Provision of nutrition as well as early learning and stimulation for children from birth to 4 years.	Yes	110,961	110,961	N/A
SIPHUMELELE PRE-SCHOOL	Provision of nutrition as well as early learning and stimulation for children from birth to 4 years.	Yes	110,763	110,763	N/A
KHULANI PRE SCHOOL	Provision of nutrition as well as early learning and stimulation for children from birth to 4 years.	Yes	140,049	140,049	N/A
THAMBO PRE-SCHOOL	Provision of nutrition as well as early learning and stimulation for children from birth to 4 years.	Yes	174,249	174,249	N/A
AMADIBA PRE-SCHOOL	Provision of nutrition as well as early learning and stimulation for children from birth to 4 years.	Yes	101,106	101,106	N/A
HORRAINE PRE-SCHOOL	Provision of nutrition as well as early learning and stimulation for children from birth to 4 years.	Yes	129,546	129,546	N/A
NYANGAKHE PRE-SCHOOL	Provision of nutrition as well as early learning and stimulation for children from birth to 4 years.	Yes	160,281	160,281	N/A
NKQUBELA PRE SCHOOL	Provision of nutrition as well as early learning and stimulation for children from birth to 4 years.	Yes	164,259	164,259	N/A
VUKANI PRE- SCHOOL	Provision of nutrition as well as early learning and stimulation for children from birth to 4 years.	Yes	169,119	169,119	N/A
SIYAKHA DAY CARE CENTRE	Provision of nutrition as well as early learning and stimulation for children from birth to 4 years.	Yes	174,528	174,528	N/A
KUYASA DAY CARE	Provision of nutrition as well as early learning and stimulation for children from birth to 4 years.	Yes	72,612	72,612	N/A
MAKUKHANYE PRE-SCHOOL	Provision of nutrition as well as early learning and stimulation for children from birth to 4 years.	Yes	163,350	163,350	N/A
ZANOKHANYO DAY CARE	Provision of nutrition as well as early	Yes	94,185	94,185	N/A

Name of transferee	Purpose for which the funds were used	Compliance with s 38 (1) (j) of the PFMA	Amount transferred (R'000)	Amount spent by the entity	Reasons for the funds unspent by the entity
CENTRE	learning and stimulation for children from birth to 4 years.				
NGONI NCALOSHE DAY CARE CENTRE	Provision of nutrition as well as early learning and stimulation for children from birth to 4 years.	Yes	156,024	156,024	N/A
MASIBULELE EDUCARE CENTRE	Provision of nutrition as well as early learning and stimulation for children from birth to 4 years.	Yes	141,606	141,606	N/A
JOE SLOVO	Provision of nutrition as well as early learning and stimulation for children from birth to 4 years.	Yes	64,206	64,206	N/A
TYILULWAZI EDUCARE CENTRE	Provision of nutrition as well as early learning and stimulation for children from birth to 4 years.	Yes	149,067	149,067	N/A
SIYAZAMA DAY CARE CENTER	Provision of nutrition as well as early learning and stimulation for children from birth to 4 years.	Yes	72,125	72,125	N/A
BALINDI EDUCARE CENTRE	Provision of nutrition as well as early learning and stimulation for children from birth to 4 years.	Yes	104,562	104,562	N/A
FUNDISA	Provision of nutrition as well as early learning and stimulation for children from birth to 4 years.	Yes	162,351	162,351	N/A
ELUKHANYISWENI DAY CARE CENTRE	Provision of nutrition as well as early learning and stimulation for children from birth to 4 years.	Yes	77,589	77,589	N/A
KHANYA PRE-SCHOOL	Provision of nutrition as well as early learning and stimulation for children from birth to 4 years.	Yes	142,785	142,785	N/A
MASINCEDANE DAY CARE CENTRE	Provision of nutrition as well as early learning and stimulation for children from birth to 4 years.	Yes	83,520	83,520	N/A
SIYAPHAKAMA COM ED CENTRE	Provision of nutrition as well as early learning and stimulation for children from birth to 4 years.	Yes	143,910	143,910	N/A
KHANYA PRE SCHOOL	Provision of nutrition as well as early learning and stimulation for children from birth to 4 years.	Yes	69,897	69,897	N/A
VUKANI PRE SHOOL	Provision of nutrition as well as early learning and stimulation for children from birth to 4 years.	Yes	49,725	49,725	N/A
NOXOLO PRE-SCHOOL	Provision of nutrition as well as early learning and stimulation for children from birth to 4 years.	Yes	42,690	42,690	N/A
MIKHAYA DAY CARE	Provision of nutrition as well as early learning and stimulation for children from birth to 4 years.	Yes	66,507	66,507	N/A
NOMZAMO PRE SCHOOL	Provision of nutrition as well as early learning and stimulation for children from birth to 4 years.	Yes	50,898	50,898	N/A
SINETHEMBA PRE SCHOOL	Provision of nutrition as well as early learning and stimulation for children from birth to 4 years.	Yes	94,593	94,593	N/A
NOMPUMELELO PRE-SCHOOL	Provision of nutrition as well as early learning and stimulation for children from birth to 4 years.	Yes	58,347	58,347	N/A
NOMZAMO PRE SCHOOL	Provision of nutrition as well as early learning and stimulation for children from birth to 4 years.	Yes	94,167	94,167	N/A
NOMPUMELELO PRE-SCHOOL	Provision of nutrition as well as early learning and stimulation for children from birth to 4 years.	Yes	126,810	126,810	N/A
MASIBULELE DAY CARE	Provision of nutrition as well as early learning and stimulation for children	Yes	114,924	114,924	N/A

Name of transferee	Purpose for which the funds were used	Compliance with s 38 (1) (j) of the PFMA	Amount transferred (R'000)	Amount spent by the entity	Reasons for the funds unspent by the entity
	from birth to 4 years.				
ELUKHANYISWENI DAY CARE CENTER	Provision of nutrition as well as early learning and stimulation for children from birth to 4 years.	Yes	70,047	70,047	N/A
NOXOLO DAY CARE CENTRE	Provision of nutrition as well as early learning and stimulation for children from birth to 4 years.	Yes	49,781	49,781	N/A
MAGUTYWA DAY CARE	Provision of nutrition as well as early learning and stimulation for children from birth to 4 years.	Yes	64,893	64,893	N/A
LUKHANYO DAY CARE CENTRE	Provision of nutrition as well as early learning and stimulation for children from birth to 4 years.	Yes	123,318	123,318	N/A
UPPER TYIRA DAY CARE	Provision of nutrition as well as early learning and stimulation for children from birth to 4 years.	Yes	115,026	115,026	N/A
KHANYA DAY CARE CENTER	Provision of nutrition as well as early learning and stimulation for children from birth to 4 years.	Yes	134,352	134,352	N/A
SIYAZAMA PRE- SCHOOL	Provision of nutrition as well as early learning and stimulation for children from birth to 4 years.	Yes	151,965	151,965	N/A
LINGELIHLE DAY CARE CENTRE	Provision of nutrition as well as early learning and stimulation for children from birth to 4 years.	Yes	67,887	67,887	N/A
MASIZAKHE DAY CARE CENTRE	Provision of nutrition as well as early learning and stimulation for children from birth to 4 years.	Yes	84,078	84,078	N/A
NYARHA DAY CARE CENTRE	Provision of nutrition as well as early learning and stimulation for children from birth to 4 years.	Yes	131,346	131,346	N/A
CHUMANI DCC	Provision of nutrition as well as early learning and stimulation for children from birth to 4 years.	Yes	58,905	58,905	N/A
LUKHANYO DCC	Provision of nutrition as well as early learning and stimulation for children from birth to 4 years.	Yes	65,781	65,781	N/A
ZIZAMELE DAY CARE CENTRE	Provision of nutrition as well as early learning and stimulation for children from birth to 4 years.	Yes	58,176	58,176	N/A
KUYASA DAY CARE CENTRE	Provision of nutrition as well as early learning and stimulation for children from birth to 4 years.	Yes	65,583	65,583	N/A
MASIBAMBANE DAY CARE CENTRE	Provision of nutrition as well as early learning and stimulation for children from birth to 4 years.	Yes	83,013	83,013	N/A
KABOUTERLAND CRÈCHE	Provision of nutrition as well as early learning and stimulation for children from birth to 4 years.	Yes	154,053	154,053	N/A
KHANYISA DAY CARE CENTRE	Provision of nutrition as well as early learning and stimulation for children from birth to 4 years.	Yes	129,402	129,402	N/A
BAKWENA PRE-SCHOOL	Provision of nutrition as well as early learning and stimulation for children from birth to 4 years.	Yes	78,774	78,774	N/A
NOMZAMO DAY CARE	Provision of nutrition as well as early learning and stimulation for children from birth to 4 years.	Yes	100,398	100,398	N/A
NOMZAMO DAY CARE CENTRE	Provision of nutrition as well as early learning and stimulation for children from birth to 4 years.	Yes	74,565	74,565	N/A
LUNCEDO EDUCARE CENTRE	Provision of nutrition as well as early learning and stimulation for children from birth to 4 years.	Yes	69,372	69,372	N/A

Name of transferee	Purpose for which the funds were used	Compliance with s 38 (1) (j) of the PFMA	Amount transferred (R'000)	Amount spent by the entity	Reasons for the funds unspent by the entity
ZIZAMELE DAY CARE CENTRE	Provision of nutrition as well as early learning and stimulation for children from birth to 4 years.	Yes	68,454	68,454	N/A
SIYABULELA PRE-SCHOOL	Provision of nutrition as well as early learning and stimulation for children from birth to 4 years.	Yes	85,731	85,731	N/A
NKANYISWENI PRE-SCHOOL	Provision of nutrition as well as early learning and stimulation for children from birth to 4 years.	Yes	135,987	135,987	N/A
NOXOLO PRE-SCHOOL	Provision of nutrition as well as early learning and stimulation for children from birth to 4 years.	Yes	88,869	88,869	N/A
NCEDOLWETHU DAY CARE CENTRE	Provision of nutrition as well as early learning and stimulation for children from birth to 4 years.	Yes	115,020	115,020	N/A
NOMPUMELELO DAY CARE CENTRE	Provision of nutrition as well as early learning and stimulation for children from birth to 4 years.	Yes	154,872	154,872	N/A
NONKQUBELA	Provision of nutrition as well as early learning and stimulation for children from birth to 4 years.	Yes	75,528	75,528	N/A
MASAKHANE DAY CARE CENTRE	Provision of nutrition as well as early learning and stimulation for children from birth to 4 years.	Yes	86,391	86,391	N/A
SIYAZAMA DAY CARE CENTRE	Provision of nutrition as well as early learning and stimulation for children from birth to 4 years.	Yes	43,362	43,362	N/A
LOYISO DAY CARE CENTRE	Provision of nutrition as well as early learning and stimulation for children from birth to 4 years.	Yes	96,174	96,174	N/A
LINGELIHLE DAY CARE CENTRE	Provision of nutrition as well as early learning and stimulation for children from birth to 4 years.	Yes	104,553	104,553	N/A
MASIBULELE DAY CARE CENTRE	Provision of nutrition as well as early learning and stimulation for children from birth to 4 years.	Yes	97,110	97,110	N/A
LINGELIHLE DAY CARE CENTRE	Provision of nutrition as well as early learning and stimulation for children from birth to 4 years.	Yes	96,921	96,921	N/A
MASAKHANE DAY CARE CENTRE	Provision of nutrition as well as early learning and stimulation for children from birth to 4 years.	Yes	97,416	97,416	N/A
ZAMANI DAY CARE CENTRE	Provision of nutrition as well as early learning and stimulation for children from birth to 4 years.	Yes	94,878	94,878	N/A
SIYAKHA PRE SCHOOL	Provision of nutrition as well as early learning and stimulation for children from birth to 4 years.	Yes	66,054	66,054	N/A
ZIZAMELE DAY CARE CENTRE	Provision of nutrition as well as early learning and stimulation for children from birth to 4 years.	Yes	103,401	103,401	N/A
ZINGISA DAY CARE CENTRE	Provision of nutrition as well as early learning and stimulation for children from birth to 4 years.	Yes	129,015	129,015	N/A
SIYAZAMA DAY CARE CENTRE	Provision of nutrition as well as early learning and stimulation for children from birth to 4 years.	Yes	112,875	112,875	N/A
THEMBELIHLE PRE-SCHOOL	Provision of nutrition as well as early learning and stimulation for children from birth to 4 years.	Yes	53,289	53,289	N/A
SIYABULELA PRE-SCHOOL	Provision of nutrition as well as early learning and stimulation for children from birth to 4 years.	Yes	86,547	86,547	N/A
NONCEDO PRE-SCHOOL	Provision of nutrition as well as early	Yes	59,295	59,295	N/A

Name of transferee	Purpose for which the funds were used	Compliance with s 38 (1) (j) of the PFMA	Amount transferred (R'000)	Amount spent by the entity	Reasons for the funds unspent by the entity
	learning and stimulation for children from birth to 4 years.				
VUKANI PRE-SCHOOL	Provision of nutrition as well as early learning and stimulation for children from birth to 4 years.	Yes	66,660	66,660	N/A
SINETHEMBA PRE-SCHOOL	Provision of nutrition as well as early learning and stimulation for children from birth to 4 years.	Yes	84,498	84,498	N/A
SUNDUZA PRE-SCHOOL	Provision of nutrition as well as early learning and stimulation for children from birth to 4 years.	Yes	100,206	100,206	N/A
VULINDLELA PRE-SCHOOL	Provision of nutrition as well as early learning and stimulation for children from birth to 4 years.	Yes	63,746	63,746	N/A
SEBABATSO PRE-SCHOOL	Provision of nutrition as well as early learning and stimulation for children from birth to 4 years.	Yes	65,982	65,982	N/A
REAMOHETSWE PRE-SCHOOL	Provision of nutrition as well as early learning and stimulation for children from birth to 4 years.	Yes	82,338	82,338	N/A
NONCEDO II PRE-SCHOOL	Provision of nutrition as well as early learning and stimulation for children from birth to 4 years.	Yes	81,054	81,054	N/A
KHULANI DAY CARE CENTRE	Provision of nutrition as well as early learning and stimulation for children from birth to 4 years.	Yes	120,380	120,380	N/A
MZAMOMHLE DAY CARE CENTRE	Provision of nutrition as well as early learning and stimulation for children from birth to 4 years.	Yes	86,427	86,427	N/A
REDHILL EDUCARE CENTRE	Provision of nutrition as well as early learning and stimulation for children from birth to 4 years.	Yes	96,444	96,444	N/A
KHANYISA CRECHE	Provision of nutrition as well as early learning and stimulation for children from birth to 4 years.	Yes	109,035	109,035	N/A
EKUPHUMLENI PRE-SCHOOL	Provision of nutrition as well as early learning and stimulation for children from birth to 4 years.	Yes	159,147	159,147	N/A
SIYAKHULA DAY CARE CENTRE	Provision of nutrition as well as early learning and stimulation for children from birth to 4 years.	Yes	176,652	176,652	N/A
KHANYISA PRE-SCHOOL	Provision of nutrition as well as early learning and stimulation for children from birth to 4 years.	Yes	61,596	61,596	N/A
JOJWENI DAY CARE CENTRE	Provision of nutrition as well as early learning and stimulation for children from birth to 4 years.	Yes	139,524	139,524	N/A
MASIBAMBANE PRE-SCHOOL	Provision of nutrition as well as early learning and stimulation for children from birth to 4 years.	Yes	100,002	100,002	N/A
ZIZAMELE D.C.C.	Provision of nutrition as well as early learning and stimulation for children from birth to 4 years.	Yes	107,856	107,856	N/A
SIZAMELE EDUCARE CENTRE	Provision of nutrition as well as early learning and stimulation for children from birth to 4 years.	Yes	145,401	145,401	N/A
NOZOLILE PRE-SCHOOL	Provision of nutrition as well as early learning and stimulation for children from birth to 4 years.	Yes	130,104	130,104	N/A
NOMPUMELELO DAY CARE CENTRE	Provision of nutrition as well as early learning and stimulation for children from birth to 4 years.	Yes	91,017	91,017	N/A
LUKHANYO PRE-SCHOOL	Provision of nutrition as well as early learning and stimulation for children	Yes	128,613	128,613	N/A

Name of transferee	Purpose for which the funds were used	Compliance with s 38 (1) (j) of the PFMA	Amount transferred (R'000)	Amount spent by the entity	Reasons for the funds unspent by the entity
	from birth to 4 years.				
ZANOKHANYO DAY CARE CENTRE	Provision of nutrition as well as early learning and stimulation for children from birth to 4 years.	Yes	122,310	122,310	N/A
MASAKHANE DAY CARE CENTRE	Provision of nutrition as well as early learning and stimulation for children from birth to 4 years.	Yes	104,517	104,517	N/A
NOKHANYO EDUCARE CENTRE	Provision of nutrition as well as early learning and stimulation for children from birth to 4 years.	Yes	138,444	138,444	N/A
PHAPHAMA DAY CARE CENTRE	Provision of nutrition as well as early learning and stimulation for children from birth to 4 years.	Yes	130,014	130,014	N/A
LINGELIHLE DAY CARE CENTRE	Provision of nutrition as well as early learning and stimulation for children from birth to 4 years.	Yes	51,813	51,813	N/A
LOYISO DAY CARE CENTRE	Provision of nutrition as well as early learning and stimulation for children from birth to 4 years.	Yes	96,954	96,954	N/A
NALEDI PRE-SCHOOL	Provision of nutrition as well as early learning and stimulation for children from birth to 4 years.	Yes	94,230	94,230	N/A
PAKAMANI DAY CARE CENTRE	Provision of nutrition as well as early learning and stimulation for children from birth to 4 years.	Yes	129,186	129,186	N/A
MASIKHULE PRE-SCHOOL	Provision of nutrition as well as early learning and stimulation for children from birth to 4 years.	Yes	128,400	128,400	N/A
NONKQUBELA DAY CARE CENTRE	Provision of nutrition as well as early learning and stimulation for children from birth to 4 years.	Yes	130,344	130,344	N/A
SIYAZAMA D.C.C. HEALDTOWN	Provision of nutrition as well as early learning and stimulation for children from birth to 4 years.	Yes	58,185	58,185	N/A
SINETHEMBA DAY CARE CENTRE	Provision of nutrition as well as early learning and stimulation for children from birth to 4 years.	Yes	153,564	153,564	N/A
VUYOLWETHU EDUCARE CENTRE	Provision of nutrition as well as early learning and stimulation for children from birth to 4 years.	Yes	148,599	148,599	N/A
LUZUKO DAY CARE CENTRE	Provision of nutrition as well as early learning and stimulation for children from birth to 4 years.	Yes	170,145	170,145	N/A
MASIZAME DAY CARE CENTRE	Provision of nutrition as well as early learning and stimulation for children from birth to 4 years.	Yes	116,538	116,538	N/A
MASAKHANE DAY CARE CENTRE	Provision of nutrition as well as early learning and stimulation for children from birth to 4 years.	Yes	82,440	82,440	N/A
PEFFERVILLE EDUCARE CENTRE	Provision of nutrition as well as early learning and stimulation for children from birth to 4 years.	Yes	135,054	135,054	N/A
VULINDLELA PRE-SCHOOL	Provision of nutrition as well as early learning and stimulation for children from birth to 4 years.	Yes	112,884	112,884	N/A
BUFFALO THORNS	Provision of nutrition as well as early learning and stimulation for children from birth to 4 years.	Yes	37,860	37,860	N/A
LUKHANYO DAY CARE CENTRE	Provision of nutrition as well as early learning and stimulation for children from birth to 4 years.	Yes	92,700	92,700	N/A
MASIZAKHE DAY CARE CENTRE	Provision of nutrition as well as early learning and stimulation for children from birth to 4 years.	Yes	136,161	136,161	N/A

Name of transferee	Purpose for which the funds were used	Compliance with s 38 (1) (j) of the PFMA	Amount transferred (R'000)	Amount spent by the entity	Reasons for the funds unspent by the entity
NOMPUMELELO PRE SCHHOL	Provision of nutrition as well as early learning and stimulation for children from birth to 4 years.	Yes	60,823	60,823	N/A
MASAKHANE DAY CARE CENTRE	Provision of nutrition as well as early learning and stimulation for children from birth to 4 years.	Yes	99,885	99,885	N/A
MASIZAME DAY CARE	Provision of nutrition as well as early learning and stimulation for children from birth to 4 years.	Yes	54,693	54,693	N/A
MTHANYISE PRE-SCHOOL	Provision of nutrition as well as early learning and stimulation for children from birth to 4 years.	Yes	123,327	123,327	N/A
IQHAYIYA LETHU	Provision of nutrition as well as early learning and stimulation for children from birth to 4 years.	Yes	147,969	147,969	N/A
MASIZAKHE PRE SCHOOL	Provision of nutrition as well as early learning and stimulation for children from birth to 4 years.	Yes	155,700	155,700	N/A
BONGWENI DAY CARE CENTRE	Provision of nutrition as well as early learning and stimulation for children from birth to 4 years.	Yes	109,998	109,998	N/A
THANDISIZWE DAY CARE	Provision of nutrition as well as early learning and stimulation for children from birth to 4 years.	Yes	161,559	161,559	N/A
KHANYA DAY CARE CENTRE	Provision of nutrition as well as early learning and stimulation for children from birth to 4 years.	Yes	125,928	125,928	N/A
KHANYISILE DAY CARE	Provision of nutrition as well as early learning and stimulation for children from birth to 4 years.	Yes	39,015	39,015	N/A
VUYOLWETHU DAY CARE	Provision of nutrition as well as early learning and stimulation for children from birth to 4 years.	Yes	83,934	83,934	N/A
NOLUTHANDO PRE SCHOOL	Provision of nutrition as well as early learning and stimulation for children from birth to 4 years.	Yes	86,961	86,961	N/A
LINGELIHLE DAY CARE	Provision of nutrition as well as early learning and stimulation for children from birth to 4 years.	Yes	49,800	49,800	N/A
KHANYA DAY CARE	Provision of nutrition as well as early learning and stimulation for children from birth to 4 years.	Yes	100,683	100,683	N/A
MAKUKHANYE XONYA	Provision of nutrition as well as early learning and stimulation for children from birth to 4 years.	Yes	75,789	75,789	N/A
ZAMOKUHLE DAY CARE	Provision of nutrition as well as early learning and stimulation for children from birth to 4 years.	Yes	49,302	49,302	N/A
SIYABULELA DAY CARE	Provision of nutrition as well as early learning and stimulation for children from birth to 4 years.	Yes	157,545	157,545	N/A
PHAKAMANI DAY CARE	Provision of nutrition as well as early learning and stimulation for children from birth to 4 years.	Yes	72,822	72,822	N/A
LUKHANYO DAY CARE	Provision of nutrition as well as early learning and stimulation for children from birth to 4 years.	Yes	102,141	102,141	N/A
KHANYISA DAY CARE	Provision of nutrition as well as early learning and stimulation for children from birth to 4 years.	Yes	112,596	112,596	N/A
ILINGELETHU DAY CARE CENTRE	Provision of nutrition as well as early learning and stimulation for children from birth to 4 years.	Yes	163,728	163,728	N/A
MZAMOMHLE DAY CARE	Provision of nutrition as well as early	Yes	58,680	58,680	N/A

Name of transferee	Purpose for which the funds were used	Compliance with s 38 (1) (j) of the PFMA	Amount transferred (R'000)	Amount spent by the entity	Reasons for the funds unspent by the entity
	learning and stimulation for children from birth to 4 years.				
ZIKHULISE	Provision of nutrition as well as early learning and stimulation for children from birth to 4 years.	Yes	65,448	65,448	N/A
MZAMO DAY CARE CENTRE	Provision of nutrition as well as early learning and stimulation for children from birth to 4 years.	Yes	88,698	88,698	N/A
KUYASA DAY CARE CENTRE	Provision of nutrition as well as early learning and stimulation for children from birth to 4 years.	Yes	69,570	69,570	N/A
NOMZAMO DAY CARE CENTRE	Provision of nutrition as well as early learning and stimulation for children from birth to 4 years.	Yes	153,414	153,414	N/A
NOMZAMO MOLTENO	Provision of nutrition as well as early learning and stimulation for children from birth to 4 years.	Yes	167,886	167,886	N/A
MAKUKHANYE	Provision of nutrition as well as early learning and stimulation for children from birth to 4 years.	Yes	171,801	171,801	N/A
KHULANI DAY CARE	Provision of nutrition as well as early learning and stimulation for children from birth to 4 years.	Yes	100,773	100,773	N/A
NEW GELVANDEALE	Provision of nutrition as well as early learning and stimulation for children from birth to 4 years.	Yes	152,226	152,226	N/A
GELVANDEALE EDUCARE	Provision of nutrition as well as early learning and stimulation for children from birth to 4 years.	Yes	126,100	126,100	N/A
MABHODWENI D C C	Provision of nutrition as well as early learning and stimulation for children from birth to 4 years.	Yes	78,813	78,813	N/A
BAGCINE D C C	Provision of nutrition as well as early learning and stimulation for children from birth to 4 years.	Yes	83,097	83,097	N/A
CAROL MANGOLD EDUCARE	Provision of nutrition as well as early learning and stimulation for children from birth to 4 years.	Yes	133,791	133,791	N/A
FORD KOBUS EDUCARE	Provision of nutrition as well as early learning and stimulation for children from birth to 4 years.	Yes	137,538	137,538	N/A
SIZWE SETHU EDUCARE	Provision of nutrition as well as early learning and stimulation for children from birth to 4 years.	Yes	176,121	176,121	N/A
DIBASHE DAY CARE CENTRE	Provision of nutrition as well as early learning and stimulation for children from birth to 4 years.	Yes	179,496	179,496	N/A
FREDA JABKOVITZ	Provision of nutrition as well as early learning and stimulation for children from birth to 4 years.	Yes	137,655	137,655	N/A
LAKESIDE EDUCARE	Provision of nutrition as well as early learning and stimulation for children from birth to 4 years.	Yes	140,868	140,868	N/A
ZAMANI NYOSINI PRE-SCHOOL	Provision of nutrition as well as early learning and stimulation for children from birth to 4 years.	Yes	125,748	125,748	N/A
ISIPETU PRE-SCHOOL	Provision of nutrition as well as early learning and stimulation for children from birth to 4 years.	Yes	157,725	157,725	N/A
MABHULA PRE-SCHOOL	Provision of nutrition as well as early learning and stimulation for children from birth to 4 years.	Yes	113,950	113,950	N/A
NTSINGIZI PRE-SCHOOL	Provision of nutrition as well as early learning and stimulation for children	Yes	124,728	124,728	N/A

Name of transferee	Purpose for which the funds were used	Compliance with s 38 (1) (j) of the PFMA	Amount transferred (R'000)	Amount spent by the entity	Reasons for the funds unspent by the entity
	from birth to 4 years.				
ZAMOKUHLE PRE-SCHOOL	Provision of nutrition as well as early learning and stimulation for children from birth to 4 years.	Yes	138,951	138,951	N/A
MTENJWA PRE-SCHOOL	Provision of nutrition as well as early learning and stimulation for children from birth to 4 years.	Yes	164,718	164,718	N/A
SIYAKHULA PRE-SCHOOL	Provision of nutrition as well as early learning and stimulation for children from birth to 4 years.	Yes	66,150	66,150	N/A
NEW ERA DAY CARE CENTRE	Provision of nutrition as well as early learning and stimulation for children from birth to 4 years.	Yes	179,100	179,100	N/A
TUGELA PRE-SCHOOL	Provision of nutrition as well as early learning and stimulation for children from birth to 4 years.	Yes	59,616	59,616	N/A
SUNSHINE DAY CARE CENTRE	Provision of nutrition as well as early learning and stimulation for children from birth to 4 years.	Yes	147,240	147,240	N/A
VUSISIZWE PRE-SCHOOL	Provision of nutrition as well as early learning and stimulation for children from birth to 4 years.	Yes	91,107	91,107	N/A
SONWABILE EDUCARE CENTRE	Provision of nutrition as well as early learning and stimulation for children from birth to 4 years.	Yes	145,155	145,155	N/A
ZANOKHANYO DAY CARE CENTRE	Provision of nutrition as well as early learning and stimulation for children from birth to 4 years.	Yes	88,596	88,596	N/A
IKAMVALETHU DAY CARE CENTRE	Provision of nutrition as well as early learning and stimulation for children from birth to 4 years.	Yes	79,968	79,968	N/A
NOLUTHANDO PRE-SCHOOL	Provision of nutrition as well as early learning and stimulation for children from birth to 4 years.	Yes	73,440	73,440	N/A
MHLOPEKAZI PRE-SCHOOL	Provision of nutrition as well as early learning and stimulation for children from birth to 4 years.	Yes	99,681	99,681	N/A
MATSHADALA DAY CARE CENTRE	Provision of nutrition as well as early learning and stimulation for children from birth to 4 years.	Yes	81,918	81,918	N/A
NOLUSAPHO PRE - SCHOOL	Provision of nutrition as well as early learning and stimulation for children from birth to 4 years.	Yes	89,100	89,100	N/A
PAKAMANI PRE-SCHOOL	Provision of nutrition as well as early learning and stimulation for children from birth to 4 years.	Yes	85,212	85,212	N/A
LUMINOUS DAY CARE	Provision of nutrition as well as early learning and stimulation for children from birth to 4 years.	Yes	85,248	85,248	N/A
PIKKEWYNTJIE DAY CARE CENTRE	Provision of nutrition as well as early learning and stimulation for children from birth to 4 years.	Yes	58,419	58,419	N/A
SONSTRAAL EDUCARE CENTRE	Provision of nutrition as well as early learning and stimulation for children from birth to 4 years.	Yes	78,939	78,939	N/A
ST NICHOLAS PRE-SCHOOL	Provision of nutrition as well as early learning and stimulation for children from birth to 4 years.	Yes	74,451	74,451	N/A
STEP AHEAD CENTRE FOR KIDS DCC	Provision of nutrition as well as early learning and stimulation for children from birth to 4 years.	Yes	94,608	94,608	N/A
SUNRISE DCC	Provision of nutrition as well as early learning and stimulation for children from birth to 4 years.	Yes	46,674	46,674	N/A

Name of transferee	Purpose for which the funds were used	Compliance with s 38 (1) (j) of the PFMA	Amount transferred (R'000)	Amount spent by the entity	Reasons for the funds unspent by the entity
BHONGWENI DCC	Provision of nutrition as well as early learning and stimulation for children from birth to 4 years.	Yes	80,235	80,235	N/A
TEKO PRE SCHOOL	Provision of nutrition as well as early learning and stimulation for children from birth to 4 years.	Yes	68,866	68,866	N/A
MASINCEDANE DCC	Provision of nutrition as well as early learning and stimulation for children from birth to 4 years.	Yes	54,891	54,891	N/A
IKHWEZI LOMSO PRE SCHOOL	Provision of nutrition as well as early learning and stimulation for children from birth to 4 years.	Yes	77,553	77,553	N/A
THEMBELIHLE DCC	Provision of nutrition as well as early learning and stimulation for children from birth to 4 years.	Yes	68,010	68,010	N/A
MAHLUBI DCC	Provision of nutrition as well as early learning and stimulation for children from birth to 4 years.	Yes	57,660	57,660	N/A
KOMKHULU DCC	Provision of nutrition as well as early learning and stimulation for children from birth to 4 years.	Yes	56,595	56,595	N/A
SOKHULA DCC	Provision of nutrition as well as early learning and stimulation for children from birth to 4 years.	Yes	59,307	59,307	N/A
KHANYISA DCC	Provision of nutrition as well as early learning and stimulation for children from birth to 4 years.	Yes	58,893	58,893	N/A
LUNDI EDUCARE CENTRE	Provision of nutrition as well as early learning and stimulation for children from birth to 4 years.	Yes	77,706	77,706	N/A
VUSISIZWE DCC	Provision of nutrition as well as early learning and stimulation for children from birth to 4 years.	Yes	60,417	60,417	N/A
TSHEPANG PRE-SCHOOL	Provision of nutrition as well as early learning and stimulation for children from birth to 4 years.	Yes	59,796	59,796	N/A
SIYAZAMA DCC	Provision of nutrition as well as early learning and stimulation for children from birth to 4 years.	Yes	66,024	66,024	N/A
IKHWEZI LOKUSA DCC	Provision of nutrition as well as early learning and stimulation for children from birth to 4 years.	Yes	84,411	84,411	N/A
NOMPUMELELO DCC	Provision of nutrition as well as early learning and stimulation for children from birth to 4 years.	Yes	77,553	77,553	N/A
SOMZAMO DCC	Provision of nutrition as well as early learning and stimulation for children from birth to 4 years.	Yes	73,215	73,215	N/A
THEMBEKA DCC	Provision of nutrition as well as early learning and stimulation for children from birth to 4 years.	Yes	81,189	81,189	N/A
MASIVUKE DCC	Provision of nutrition as well as early learning and stimulation for children from birth to 4 years.	Yes	86,220	86,220	N/A
BHONGWENI DCC	Provision of nutrition as well as early learning and stimulation for children from birth to 4 years.	Yes	60,957	60,957	N/A
VUYOLWETHU DCC	Provision of nutrition as well as early learning and stimulation for children from birth to 4 years.	Yes	69,111	69,111	N/A
INKWANCA HOME BASED CARE	Provision of nutrition as well as early learning and stimulation for children from birth to 4 years.	Yes	76,527	76,527	N/A
MSEKI DCC	Provision of nutrition as well as early	Yes	68,544	68,544	N/A

Name of transferee	Purpose for which the funds were used	Compliance with s 38 (1) (j) of the PFMA	Amount transferred (R'000)	Amount spent by the entity	Reasons for the funds unspent by the entity
	learning and stimulation for children from birth to 4 years.				
UZUKO ENYANGWENI	Provision of nutrition as well as early learning and stimulation for children from birth to 4 years.	Yes	88,182	88,182	N/A
SWEET MELODYS DCC	Provision of nutrition as well as early learning and stimulation for children from birth to 4 years.	Yes	84,287	84,287	N/A
KUYASA DCC	Provision of nutrition as well as early learning and stimulation for children from birth to 4 years.	Yes	89,514	89,514	N/A
MAKUKHANYE DCC	Provision of nutrition as well as early learning and stimulation for children from birth to 4 years.	Yes	87,966	87,966	N/A
NOBUNTU DCC	Provision of nutrition as well as early learning and stimulation for children from birth to 4 years.	Yes	87,228	87,228	N/A
LIBHONGOLETHU DCC	Provision of nutrition as well as early learning and stimulation for children from birth to 4 years.	Yes	88,155	88,155	N/A
ZANOKHANYO DCC	Provision of nutrition as well as early learning and stimulation for children from birth to 4 years.	Yes	76,077	76,077	N/A
SILINDINI DCC	Provision of nutrition as well as early learning and stimulation for children from birth to 4 years.	Yes	71,793	71,793	N/A
TALENI DCC	Provision of nutrition as well as early learning and stimulation for children from birth to 4 years.	Yes	80,757	80,757	N/A
THEMBELIHLE DCC	Provision of nutrition as well as early learning and stimulation for children from birth to 4 years.	Yes	74,394	74,394	N/A
KUBEKI DCC	Provision of nutrition as well as early learning and stimulation for children from birth to 4 years.	Yes	73,440	73,440	N/A
ROCKLANDS DCC	Provision of nutrition as well as early learning and stimulation for children from birth to 4 years.	Yes	88,668	88,668	N/A
NOLITHA DCC	Provision of nutrition as well as early learning and stimulation for children from birth to 4 years.	Yes	72,225	72,225	N/A
B AND G DCC	Provision of nutrition as well as early learning and stimulation for children from birth to 4 years.	Yes	72,504	72,504	N/A
SIYAZAMA DCC	Provision of nutrition as well as early learning and stimulation for children from birth to 4 years.	Yes	72,207	72,207	N/A
YIZANI SAKHE DCC	Provision of nutrition as well as early learning and stimulation for children from birth to 4 years.	Yes	85,320	85,320	N/A
EBENEZER EDUCARE CENTRE	Provision of nutrition as well as early learning and stimulation for children from birth to 4 years.	Yes	87,822	87,822	N/A
SONWABILE EDUCARE CENTRE	Provision of nutrition as well as early learning and stimulation for children from birth to 4 years.	Yes	88,002	88,002	N/A
MASANDE DCC	Provision of nutrition as well as early learning and stimulation for children from birth to 4 years.	Yes	66,717	66,717	N/A
MNTUNTLONI DCC	Provision of nutrition as well as early learning and stimulation for children from birth to 4 years.	Yes	53,784	53,784	N/A
NYANGILIZWE	Provision of nutrition as well as early learning and stimulation for children	Yes	61,794	61,794	N/A

Name of transferee	Purpose for which the funds were used	Compliance with s 38 (1) (j) of the PFMA	Amount transferred (R'000)	Amount spent by the entity	Reasons for the funds unspent by the entity
	from birth to 4 years.				
PHAKAMANI DCC	Provision of nutrition as well as early learning and stimulation for children from birth to 4 years.	Yes	78,939	78,939	N/A
BONINTWENTLE ST GEORGES DCC	Provision of nutrition as well as early learning and stimulation for children from birth to 4 years.	Yes	80,361	80,361	N/A
INTLANGANO DCC	Provision of nutrition as well as early learning and stimulation for children from birth to 4 years.	Yes	74,439	74,439	N/A
NO-FAMILY DCC	Provision of nutrition as well as early learning and stimulation for children from birth to 4 years.	Yes	88,326	88,326	N/A
EKUPHUMLENI DCC	Provision of nutrition as well as early learning and stimulation for children from birth to 4 years.	Yes	77,508	77,508	N/A
NONTSINGISELO DCC	Provision of nutrition as well as early learning and stimulation for children from birth to 4 years.	Yes	37,179	37,179	N/A
ZAMUBUNTU DCC	Provision of nutrition as well as early learning and stimulation for children from birth to 4 years.	Yes	57,195	57,195	N/A
PHAKAMANI PRE-SCHOOL	Provision of nutrition as well as early learning and stimulation for children from birth to 4 years.	Yes	75,636	75,636	N/A
KAMVELIHLE PRE-SCHOOL	Provision of nutrition as well as early learning and stimulation for children from birth to 4 years.	Yes	84,492	84,492	N/A
MASIZAKHE PRE-SCHOOL	Provision of nutrition as well as early learning and stimulation for children from birth to 4 years.	Yes	90,000	90,000	N/A
JONGILANGA PRE-SCHOOL	Provision of nutrition as well as early learning and stimulation for children from birth to 4 years.	Yes	63,414	63,414	N/A
GLORIA DEO DAY CARE CENTRE	Provision of nutrition as well as early learning and stimulation for children from birth to 4 years.	Yes	70,128	70,128	N/A
ILINGE PRE-SCHOOL	Provision of nutrition as well as early learning and stimulation for children from birth to 4 years.	Yes	68,166	68,166	N/A
HOLY NAME COMMUNITY	Provision of nutrition as well as early learning and stimulation for children from birth to 4 years.	Yes	90,000	90,000	N/A
SONDELANI PRE-SCHOOL	Provision of nutrition as well as early learning and stimulation for children from birth to 4 years.	Yes	68,940	68,940	N/A
SIBABALWE PRE-SCHOOL	Provision of nutrition as well as early learning and stimulation for children from birth to 4 years.	Yes	86,022	86,022	N/A
RHODES PRE-SCHOOL	Provision of nutrition as well as early learning and stimulation for children from birth to 4 years.	Yes	84,375	84,375	N/A
MASIBULELE PRE-SCHOOL	Provision of nutrition as well as early learning and stimulation for children from birth to 4 years.	Yes	71,082	71,082	N/A
KHANYA PRE-SCHOOL	Provision of nutrition as well as early learning and stimulation for children from birth to 4 years.	Yes	88,146	88,146	N/A
BARKLEY CHILD WELFARE PRE-SCH	Provision of nutrition as well as early learning and stimulation for children from birth to 4 years.	Yes	85,905	85,905	N/A
TRANSWIGIER PRE-SCHOOL	Provision of nutrition as well as early learning and stimulation for children from birth to 4 years.	Yes	78,525	78,525	N/A

Name of transferee	Purpose for which the funds were used	Compliance with s 38 (1) (j) of the PFMA	Amount transferred (R'000)	Amount spent by the entity	Reasons for the funds unspent by the entity
EMMANUEL CRECHE	Provision of nutrition as well as early learning and stimulation for children from birth to 4 years.	Yes	59,337	59,337	N/A
LINGELETHU EDUCARE CENTRE	Provision of nutrition as well as early learning and stimulation for children from birth to 4 years.	Yes	84,807	84,807	N/A
KHULANI CRECHE	Provision of nutrition as well as early learning and stimulation for children from birth to 4 years.	Yes	72,288	72,288	N/A
TABATA PRE-SCHOOL	Provision of nutrition as well as early learning and stimulation for children from birth to 4 years.	Yes	83,700	83,700	N/A
BUKAZI PRE-SCHOOL	Provision of nutrition as well as early learning and stimulation for children from birth to 4 years.	Yes	86,130	86,130	N/A
ZANOKHANYO EDUCARE CENTRE	Provision of nutrition as well as early learning and stimulation for children from birth to 4 years.	Yes	89,649	89,649	N/A
TAKATA PRE SCHOOL	Provision of nutrition as well as early learning and stimulation for children from birth to 4 years.	Yes	65,664	65,664	N/A
DONTSA PRE SCHOOL	Provision of nutrition as well as early learning and stimulation for children from birth to 4 years.	Yes	85,212	85,212	N/A
LINGELETHU PRE SCHOOL	Provision of nutrition as well as early learning and stimulation for children from birth to 4 years.	Yes	86,976	86,976	N/A
OMEGA DAY CARE CENTRE	Provision of nutrition as well as early learning and stimulation for children from birth to 4 years.	Yes	90,807	90,807	N/A
ST PAUL'S CRECHE	Provision of nutrition as well as early learning and stimulation for children from birth to 4 years.	Yes	86,310	86,310	N/A
THEMBEKA PRE-SCHOOL	Provision of nutrition as well as early learning and stimulation for children from birth to 4 years.	Yes	67,386	67,386	N/A
LUKHANYO PRE-SCHOOL	Provision of nutrition as well as early learning and stimulation for children from birth to 4 years.	Yes	81,514	81,514	N/A
MADADIYELA PRE-SCHOOL	Provision of nutrition as well as early learning and stimulation for children from birth to 4 years.	Yes	73,557	73,557	N/A
NOMZAMO EDUCARE CENTRE	Provision of nutrition as well as early learning and stimulation for children from birth to 4 years.	Yes	59,598	59,598	N/A
ETYENI PRE-SCHOOL	Provision of nutrition as well as early learning and stimulation for children from birth to 4 years.	Yes	59,994	59,994	N/A
SIYAAQAMBA EDUCARE CENTRE	Provision of nutrition as well as early learning and stimulation for children from birth to 4 years.	Yes	85,023	85,023	N/A
NCEDANANI PRESCHOOL	Provision of nutrition as well as early learning and stimulation for children from birth to 4 years.	Yes	88,776	88,776	N/A
XHOLOBENI PRE-SCHOOL	Provision of nutrition as well as early learning and stimulation for children from birth to 4 years.	Yes	84,825	84,825	N/A
LINDELANI PRESCHOOL	Provision of nutrition as well as early learning and stimulation for children from birth to 4 years.	Yes	87,561	87,561	N/A
LUBALA PRESCHOOL	Provision of nutrition as well as early learning and stimulation for children from birth to 4 years.	Yes	84,672	84,672	N/A
MASIZAKHE PRE-SCHOOL	Provision of nutrition as well as early	Yes	71,937	71,937	N/A

Name of transferee	Purpose for which the funds were used	Compliance with s 38 (1) (j) of the PFMA	Amount transferred (R'000)	Amount spent by the entity	Reasons for the funds unspent by the entity
	learning and stimulation for children from birth to 4 years.				
NOLUKHANYO EDUCARE CENTRE	Provision of nutrition as well as early learning and stimulation for children from birth to 4 years.	Yes	87,840	87,840	N/A
MASITHOKOZE PRE-SCHOOL	Provision of nutrition as well as early learning and stimulation for children from birth to 4 years.	Yes	76,194	76,194	N/A
CANDULWANDLE PRE - SCHOOL	Provision of nutrition as well as early learning and stimulation for children from birth to 4 years.	Yes	82,908	82,908	N/A
LUTHAMBEKO PRE - SCHOOL	Provision of nutrition as well as early learning and stimulation for children from birth to 4 years.	Yes	87,534	87,534	N/A
NTSINTSANA PRE - SCHOOL	Provision of nutrition as well as early learning and stimulation for children from birth to 4 years.	Yes	82,251	82,251	N/A
SLOVO PRE SCHOOL	Provision of nutrition as well as early learning and stimulation for children from birth to 4 years.	Yes	47,997	47,997	N/A
RATHATO PRE-SCHOOL	Provision of nutrition as well as early learning and stimulation for children from birth to 4 years.	Yes	51,471	51,471	N/A
SIKHATHALELE PRE SCHOOL	Provision of nutrition as well as early learning and stimulation for children from birth to 4 years.	Yes	83,165	83,165	N/A
FRANK MOSHESH PRE-SCHOOL	Provision of nutrition as well as early learning and stimulation for children from birth to 4 years.	Yes	52,317	52,317	N/A
MASIMANYANE	Provision of nutrition as well as early learning and stimulation for children from birth to 4 years.	Yes	70,263	70,263	N/A
PHAKAMANI	Provision of nutrition as well as early learning and stimulation for children from birth to 4 years.	Yes	64,881	64,881	N/A
KUYAKHANYA	Provision of nutrition as well as early learning and stimulation for children from birth to 4 years.	Yes	75,870	75,870	N/A
JONGUHLANGA D.C.C	Provision of nutrition as well as early learning and stimulation for children from birth to 4 years.	Yes	85,185	85,185	N/A
MPUTSHANE DAY CARE CENRTE	Provision of nutrition as well as early learning and stimulation for children from birth to 4 years.	Yes	83,763	83,763	N/A
MZONYANA	Provision of nutrition as well as early learning and stimulation for children from birth to 4 years.	Yes	84,564	84,564	N/A
KHWEZIKAZI PRE-SCHOOL	Provision of nutrition as well as early learning and stimulation for children from birth to 4 years.	Yes	88,587	88,587	N/A
NOMPILO PRE-SCHOOL	Provision of nutrition as well as early learning and stimulation for children from birth to 4 years.	Yes	79,083	79,083	N/A
VUYISANANI PRE SCHOOL	Provision of nutrition as well as early learning and stimulation for children from birth to 4 years.	Yes	58,347	58,347	N/A
KATLEHONG PRE SCHOOL	Provision of nutrition as well as early learning and stimulation for children from birth to 4 years.	Yes	66,015	66,015	N/A
MASIMANYANE PRE SCHOOL	Provision of nutrition as well as early learning and stimulation for children from birth to 4 years.	Yes	59,274	59,274	N/A
TAR FIELD EDUCARE CENTRE	Provision of nutrition as well as early learning and stimulation for children	Yes	69,498	69,498	N/A

Name of transferee	Purpose for which the funds were used	Compliance with s 38 (1) (j) of the PFMA	Amount transferred (R'000)	Amount spent by the entity	Reasons for the funds unspent by the entity
	from birth to 4 years.				
MGWALANA EDUCARE CENTRE	Provision of nutrition as well as early learning and stimulation for children from birth to 4 years.	Yes	67,824	67,824	N/A
ZUSAKHE PRE-SCHOOL	Provision of nutrition as well as early learning and stimulation for children from birth to 4 years.	Yes	55,899	55,899	N/A
PHAKAMISANI	Provision of nutrition as well as early learning and stimulation for children from birth to 4 years.	Yes	105,165	105,165	N/A
OUR LITTLE PEOPLE	Provision of nutrition as well as early learning and stimulation for children from birth to 4 years.	Yes	88,374	88,374	N/A
NYAMANKULU PRE SCHOOL	Provision of nutrition as well as early learning and stimulation for children from birth to 4 years.	Yes	68,742	68,742	N/A
ELUKHANYISWENI PRE SCHOOL	Provision of nutrition as well as early learning and stimulation for children from birth to 4 years.	Yes	62,845	62,845	N/A
PEDDIE AYLIFF	Provision of nutrition as well as early learning and stimulation for children from birth to 4 years.	Yes	81,873	81,873	N/A
TAKALANI DAY CARE CENTER	Provision of nutrition as well as early learning and stimulation for children from birth to 4 years.	Yes	77,850	77,850	N/A
KULOZULU DAY CARE CENTER	Provision of nutrition as well as early learning and stimulation for children from birth to 4 years.	Yes	97,695	97,695	N/A
ZAMA DAY CARE CENTER	Provision of nutrition as well as early learning and stimulation for children from birth to 4 years.	Yes	87,750	87,750	N/A
ZAMOKUHLE DAY CARE CENTER	Provision of nutrition as well as early learning and stimulation for children from birth to 4 years.	Yes	53,595	53,595	N/A
MPARANE	Provision of nutrition as well as early learning and stimulation for children from birth to 4 years.	Yes	82,008	82,008	N/A
NOKHAYA	Provision of nutrition as well as early learning and stimulation for children from birth to 4 years.	Yes	82,512	82,512	N/A
MAGEDLA ECD CENTRE	Provision of nutrition as well as early learning and stimulation for children from birth to 4 years.	Yes	50,094	50,094	N/A
CHITHWA PRE-SCHOOL	Provision of nutrition as well as early learning and stimulation for children from birth to 4 years.	Yes	89,775	89,775	N/A
MANDINGASALI PRE-SCHOOL	Provision of nutrition as well as early learning and stimulation for children from birth to 4 years.	Yes	53,837	53,837	N/A
SEDIBA PRE-SCHOOL	Provision of nutrition as well as early learning and stimulation for children from birth to 4 years.	Yes	77,148	77,148	N/A
SIFUNDISE PRE SCHOOL	Provision of nutrition as well as early learning and stimulation for children from birth to 4 years.	Yes	55,890	55,890	N/A
NOMZAMO	Provision of nutrition as well as early learning and stimulation for children from birth to 4 years.	Yes	81,360	81,360	N/A
KAMVELIHLE PRE-SCHOOL	Provision of nutrition as well as early learning and stimulation for children from birth to 4 years.	Yes	84,933	84,933	N/A
MAKUKHANYE PRE-SCHOOL	Provision of nutrition as well as early learning and stimulation for children from birth to 4 years.	Yes	80,026	80,026	N/A

Name of transferee	Purpose for which the funds were used	Compliance with s 38 (1) (j) of the PFMA	Amount transferred (R'000)	Amount spent by the entity	Reasons for the funds unspent by the entity
NOMPUMELELO PRE-SCHOOL	Provision of nutrition as well as early learning and stimulation for children from birth to 4 years.	Yes	98,109	98,109	N/A
LALENI DAY CARE CENTRE	Provision of nutrition as well as early learning and stimulation for children from birth to 4 years.	Yes	85,155	85,155	N/A
ZANOVUYO DAY CARE	Provision of nutrition as well as early learning and stimulation for children from birth to 4 years.	Yes	86,868	86,868	N/A
SIYAVUYA DAY CARE CENTRE	Provision of nutrition as well as early learning and stimulation for children from birth to 4 years.	Yes	84,735	84,735	N/A
IBHABHATANE COMMUNITY CENTRE	Provision of nutrition as well as early learning and stimulation for children from birth to 4 years.	Yes	75,578	75,578	N/A
MASAKHANE	Provision of nutrition as well as early learning and stimulation for children from birth to 4 years.	Yes	84,276	84,276	N/A
DALAYEDWA PRE-SCHOOL	Provision of nutrition as well as early learning and stimulation for children from birth to 4 years.	Yes	88,920	88,920	N/A
MZAMOMHLE PRE-SCHOOL	Provision of nutrition as well as early learning and stimulation for children from birth to 4 years.	Yes	79,569	79,569	N/A
MENDWANA DAY CARE CENTRE	Provision of nutrition as well as early learning and stimulation for children from birth to 4 years.	Yes	85,968	85,968	N/A
NCEDOLWETHU DAY CARE CENTRE	Provision of nutrition as well as early learning and stimulation for children from birth to 4 years.	Yes	80,847	80,847	N/A
NOKWANDILE DAY CARE CENTRE	Provision of nutrition as well as early learning and stimulation for children from birth to 4 years.	Yes	80,478	80,478	N/A
SIYAZAMA EDUCARE CENTRE	Provision of nutrition as well as early learning and stimulation for children from birth to 4 years.	Yes	88,056	88,056	N/A
TYHILULWAZI PRE-SCHOOL	Provision of nutrition as well as early learning and stimulation for children from birth to 4 years.	Yes	89,190	89,190	N/A
SIYABAKHULISA DAY CARE CENTRE	Provision of nutrition as well as early learning and stimulation for children from birth to 4 years.	Yes	43,497	43,497	N/A
BOY BOY MGINYWA PRE-SCHOOL	Provision of nutrition as well as early learning and stimulation for children from birth to 4 years.	Yes	79,227	79,227	N/A
LITTLE FLOWER DAY CARE CENTRE	Provision of nutrition as well as early learning and stimulation for children from birth to 4 years.	Yes	80,426	80,426	N/A
KAMVALETHU PRE-SCHOOL	Provision of nutrition as well as early learning and stimulation for children from birth to 4 years.	Yes	75,114	75,114	N/A
LUZUKO PRE-SCHOOL	Provision of nutrition as well as early learning and stimulation for children from birth to 4 years.	Yes	76,149	76,149	N/A
EKUPHUMLENI EDU CARE CENTRE	Provision of nutrition as well as early learning and stimulation for children from birth to 4 years.	Yes	74,772	74,772	N/A
NONCEDO	Provision of nutrition as well as early learning and stimulation for children from birth to 4 years.	Yes	84,879	84,879	N/A
LUTSHAYA PRE-SCHOOL	Provision of nutrition as well as early learning and stimulation for children from birth to 4 years.	Yes	67,621	67,621	N/A
NONKUNZI PRE-SCHOOL	Provision of nutrition as well as early	Yes	80,487	80,487	N/A

Name of transferee	Purpose for which the funds were used	Compliance with s 38 (1) (j) of the PFMA	Amount transferred (R'000)	Amount spent by the entity	Reasons for the funds unspent by the entity
	learning and stimulation for children from birth to 4 years.				
MKHUSELI KOLITI	Provision of nutrition as well as early learning and stimulation for children from birth to 4 years.	Yes	63,774	63,774	N/A
KANTOLO PRE-SCHOOL	Provision of nutrition as well as early learning and stimulation for children from birth to 4 years.	Yes	74,322	74,322	N/A
ETHEMBENI	Provision of nutrition as well as early learning and stimulation for children from birth to 4 years.	Yes	85,014	85,014	N/A
SAKHISIZWE	Provision of nutrition as well as early learning and stimulation for children from birth to 4 years.	Yes	90,081	90,081	N/A
ZAMUKULUNGISA	Provision of nutrition as well as early learning and stimulation for children from birth to 4 years.	Yes	87,444	87,444	N/A
ILITHA	Provision of nutrition as well as early learning and stimulation for children from birth to 4 years.	Yes	66,609	66,609	N/A
DUMSI PRE-SCHOOL	Provision of nutrition as well as early learning and stimulation for children from birth to 4 years.	Yes	84,213	84,213	N/A
KUYASA PRE-SCHOOL NTLAMVINI	Provision of nutrition as well as early learning and stimulation for children from birth to 4 years.	Yes	71,424	71,424	N/A
KOKKEWIET	Provision of nutrition as well as early learning and stimulation for children from birth to 4 years.	Yes	68,796	68,796	N/A
KHANYISANI DAY CARE	Provision of nutrition as well as early learning and stimulation for children from birth to 4 years.	Yes	89,937	89,937	N/A
THWALIKHULU	Provision of nutrition as well as early learning and stimulation for children from birth to 4 years.	Yes	84,843	84,843	N/A
SILITYIWA ECDC	Provision of nutrition as well as early learning and stimulation for children from birth to 4 years.	Yes	70,848	70,848	N/A
BOTOMANI	Provision of nutrition as well as early learning and stimulation for children from birth to 4 years.	Yes	30,708	30,708	N/A
MHUKU ECDC	Provision of nutrition as well as early learning and stimulation for children from birth to 4 years.	Yes	95,202	95,202	N/A
MURAS ECDC	Provision of nutrition as well as early learning and stimulation for children from birth to 4 years.	Yes	81,459	81,459	N/A
MAVATA ECDC	Provision of nutrition as well as early learning and stimulation for children from birth to 4 years.	Yes	75,889	75,889	N/A
NJEMANE ECDC	Provision of nutrition as well as early learning and stimulation for children from birth to 4 years.	Yes	64,998	64,998	N/A
MANZENZULU	Provision of nutrition as well as early learning and stimulation for children from birth to 4 years.	Yes	65,385	65,385	N/A
DAYIMANE ECDC	Provision of nutrition as well as early learning and stimulation for children from birth to 4 years.	Yes	69,237	69,237	N/A
BOLOTWA ECDC	Provision of nutrition as well as early learning and stimulation for children from birth to 4 years.	Yes	76,473	76,473	N/A
THANDISIZWE	Provision of nutrition as well as early learning and stimulation for children	Yes	75,528	75,528	N/A

Name of transferee	Purpose for which the funds were used	Compliance with s 38 (1) (j) of the PFMA	Amount transferred (R'000)	Amount spent by the entity	Reasons for the funds unspent by the entity
	from birth to 4 years.				
MATHOLE PRESCHOOL	Provision of nutrition as well as early learning and stimulation for children from birth to 4 years.	Yes	37,557	37,557	N/A
SIYAKHANA YOUTH OUTREACH EDUC	Provision of residential care, support and protection services to children outside their family environment	Yes	1,078,455	1,078,455	N/A
ELUXOLWENI CHARITABLE TRUST	Provision of residential care, support and protection services to children outside their family environment	Yes	548,120	548,120	N/A
LUKHANYISO HOME	Provision of residential care, support and protection services to children outside their family environment	Yes	193,040	193,040	N/A
SIYAKHANA YOUTH EP	Provision of residential care, support and protection services to children outside their family environment	Yes	957,715	957,715	N/A
SIYAKHULA STREET CHILDRENS SH	Provision of residential care, support and protection services to children outside their family environment	Yes	71,440	71,440	N/A
GOODWILL SAFETY SHELTER	Provision of residential care, support and protection services to children outside their family environment	Yes	480,980	480,980	N/A
SIYAKHATHALA SHELTER	Provision of residential care, support and protection services to children outside their family environment	Yes	649,500	649,500	N/A
VUYANI SAFE HAVEN	Provision of residential care, support and protection services to children outside their family environment	Yes	403,690	403,690	N/A
SIYAKHANA YOUTH BWTH	Provision of residential care, support and protection services to children outside their family environment	Yes	1,120,900	1,120,900	N/A
SANGE CHILD AND YOUTH CARE CEN	Provision of residential care, support and protection services to children outside their family environment	Yes	444,300	444,300	N/A
SIYAKHANA YOUTH OUTREACH(LSK)	Provision of residential care, support and protection services to children outside their family environment	Yes	823,955	823,955	N/A
SIYAKHANA YOUTH OUTREACH	Provision of residential care, support and protection services to children outside their family environment	Yes	951,205	951,205	N/A
Kenton On Sea Child & Family	Provision of Child Care and Protection Services.	Yes	160,669	160,669	N/A
CFWS GRAHAMSTOWN	Provision of Child Care and Protection Services.	Yes	792,650	792,650	N/A
ACVV CRADOCK	Provision of Child Care and Protection Services.	Yes	239,050	239,050	N/A
ACVV - DORTDRECHT	Provision of Child Care and Protection Services.	Yes	119,500	119,500	N/A
CMR ALIWAL NORTH	Provision of Child Care and Protection Services.	Yes	119,500	119,500	N/A
CMR BURGERSDORP	Provision of Child Care and Protection Services.	Yes	119,500	119,500	N/A
Cmr Drakensberg	Provision of Child Care and Protection Services.	Yes	660,684	660,684	N/A
Cmr Kwt	Provision of Child Care and Protection Services.	Yes	172,294	172,294	N/A
Cfws Cradock	Provision of Child Care and Protection Services.	Yes	294,775	294,775	N/A
CFWS EAST LONDON	Provision of Child Care and Protection Services.	Yes	1,530,644	1,530,644	N/A
SANC - EAST LONDON	Provision of Child Care and Protection Services.	Yes	152,626	152,626	N/A
CMR SUNDAY'S RIVER	Provision of Child Care and Protection Services.	Yes	350,550	350,550	N/A

Name of transferee	Purpose for which the funds were used	Compliance with s 38 (1) (j) of the PFMA	Amount transferred (R'000)	Amount spent by the entity	Reasons for the funds unspent by the entity
LANGA KWA NOBUHLE	Provision of Child Care and Protection Services.	Yes	589,549	589,549	N/A
Cfws Graaff-Reinet	Provision of Child Care and Protection Services.	Yes	408,562	408,562	N/A
P E Childline - Port Elizabeth	Provision of Child Care and Protection Services.	Yes	4,407,053	4,407,053	N/A
Cfws Uitenhage	Provision of Child Care and Protection Services.	Yes	1,200,300	1,200,300	N/A
Cmr Graaff-Reinet	Provision of Child Care and Protection Services.	Yes	318,087	318,087	N/A
CMR HUMANSDORP	Provision of Child Care and Protection Services.	Yes	551,787	551,787	N/A
ACVV DESPATCH	Provision of Child Care and Protection Services.	Yes	215,275	215,275	N/A
ACVV NEWTONPARK	Provision of Child Care and Protection Services.	Yes	239,000	239,000	N/A
ACVV PE WEST	Provision of Child Care and Protection Services.	Yes	276,873	276,873	N/A
ACVV HOOF BESTUUR	Provision of Child Care and Protection Services.	Yes	457,876	457,876	N/A
Acw Somerset Oos	Provision of Child Care and Protection Services.	Yes	119,500	119,500	N/A
ACVV PE CENTRAL	Provision of Child Care and Protection Services.	Yes	195,275	195,275	N/A
Umtata Child Abuse Resource Centre	Provision of Child Care and Protection Services.	Yes	708,276	708,276	N/A
UMTATA CHILD & FAMILY WELFARE	Provision of Child Care and Protection Services.	Yes	343,432	343,432	N/A
CFWS BUTTERWORTH	Provision of Child Care and Protection Services.	Yes	168,650	168,650	N/A
ACVV PE SOUTH	Provision of Child Care and Protection Services.	Yes	505,950	505,950	N/A
ACVV MIDDELBURG EASTERN CAPE	Provision of Child Care and Protection Services.	Yes	119,500	119,500	N/A
Cfws Somerset East	Provision of Child Care and Protection Services.	Yes	343,924	343,924	N/A
Safety Fees	Provision of Child Care and Protection Services.	Yes	394,631	394,631	N/A
KRUISFONTEIN HUMANSDORP WELFARE	Provision of Child Care and Protection Services.	Yes	294,775	294,775	N/A
CFWS ALIWAL NORTH	Provision of Child Care and Protection Services.	Yes	142,481	142,481	N/A
CMR-UITENHAGE	Provision of Child Care and Protection Services.	Yes	1,025,025	1,025,025	N/A
Acw P.E North	Provision of Child Care and Protection Services.	Yes	671,758	671,758	N/A
ACVV POPLAR AVENUE - Port Elizabeth	Provision of Child Care and Protection Services.	Yes	358,446	358,446	N/A
CMR PORT ELIZABETH	Provision of Child Care and Protection Services.	Yes	2,650,701	2,650,701	N/A
SA NAT CNCIL CHILD WELFARE - PE	Provision of Child Care and Protection Services.	Yes	457,877	457,877	N/A
CFWS FORT BEAUFORT	Provision of Child Care and Protection Services.	Yes	342,600	342,600	N/A
QUEENSTOWN CHILD & FAMILY WELFARE	Provision of Child Care and Protection Services.	Yes	709,050	709,050	N/A
Badisa -Aliwal North	Provision of Child Care and Protection Services.	Yes	119,500	119,500	N/A
Cfws King Williams Town	Provision of Child Care and Protection Services.	Yes	401,949	401,949	N/A
CMR EAST LONDON	Provision of Child Care and Protection Services.	Yes	1,124,650	1,124,650	N/A
CMR QUENSTOWN	Provision of Child Care and Protection Services.	Yes	346,700	346,700	N/A

Name of transferee	Purpose for which the funds were used	Compliance with s 38 (1) (j) of the PFMA	Amount transferred (R'000)	Amount spent by the entity	Reasons for the funds unspent by the entity
ACVV ALGOA PARK P.E	Provision of Child Care and Protection Services.	Yes	231,050	231,050	N/A
CFWS PORT ALFRED	Provision of Child Care and Protection Services.	Yes	175,275	175,275	N/A
SANC MTHATHA	Provision of Child Care and Protection Services.	Yes	189,630	189,630	N/A
Matatiele Child And Family Welfare	Provision of Child Care and Protection Services.	Yes	326,700	326,700	N/A
Family Restoration Services	Provision of Child Care and Protection Services.	Yes	172,388	172,388	N/A
CWSA PoRT St John's	Provision of Child Care and Protection Services.	Yes	295,275	295,275	N/A
ACVV PE WEST 2	Provision of Child Care and Protection Services.	Yes	54,892	54,892	N/A
GRAND TOTAL			198,601,070	198,601,070	

SUB-PROGRAMME 2.7 VICTIM EMPOWERMENT PROGRAMME

Name of transferee	Purpose for which the funds were used	Compliance with s 38 (1) (j) of the PFMA	Amount transferred (R'000)	Amount spent by the entity	Reasons for the funds unspent by the entity
Mt Ayliff Counselling Centre	Provision of services to victims of crime and violence and community empowerment.	Yes	175,000	104,081	Late submission of Progress Report.
Mtshazi Safe Home	Provision of services to victims of crime and violence and community empowerment.	Yes	110,000	94,979	Funds retained for for awareness campagins
Maluti Victim Support Centre	Provision of services to victims of crime and violence and community empowerment.	Yes	80,000	62,500	Funds retained for for awareness campagins and training of volunteers
KwaMashu Victim Support Centre	Provision of services to victims of crime and violence and community empowerment.	Yes	80,000	73,400	Funds retained for administration and bank charges
Mzamba Victim Support Centre	Provision of services to victims of crime and violence and community empowerment.	Yes	100,000	81,200	Late submission of Progress Report.
Ubuntu Neighbours Group	Provision of services to victims of crime and violence and community empowerment.	Yes	100,000	71,300	Funds retained for training
Living Waters One Stop Centre	Provision of services to victims of crime and violence and community empowerment.	Yes	250,000	250,000	N/A
Ikhwezi Women Support Centre	Provision of services to victims of crime and violence and community empowerment.	Yes	250,000	178,000	Late submission of Progress Report.
Masizakhe Community Based	Provision of services to victims of crime and violence and community empowerment.	Yes	85,000	77,100	Late submission of Progress Report.
Duff Community Based	Provision of services to victims of crime and violence and community	Yes	85,000	9,400	Late submission of Progress Report.

Name of transferee	Purpose for which the funds were used	Compliance with s 38 (1) (j) of the PFMA	Amount transferred (R'000)	Amount spent by the entity	Reasons for the funds unspent by the entity
	empowerment.				
Walter Sisulu Community Based	Provision of services to victims of crime and violence and community empowerment.	Yes	85,000	73,200	Late submission of Progress Report.
Willowvalle Community Based	Provision of services to victims of crime and violence and community empowerment.	Yes	85,000	75,100	Late submission of Progress Report.
Alice Victim Support Centre	Provision of services to victims of crime and violence and community empowerment.	Yes	85,000	73,057	Funds for training not fully utilised due to unavailability of trainers
Masiphathisane Women Support Centre	Provision of services to victims of crime and violence and community empowerment.	Yes	85,000	76,261	Late submission of Progress Report.
Isibane Victim Empowerment Centre	Provision of services to victims of crime and violence and community empowerment.	Yes	80,000	52,156	Funds retained for training
Khayaletumba Anti-Domestic Violence Project	Provision of services to victims of crime and violence and community empowerment.	Yes	80,000	56,466	Funds retained for training
Butterworth Safe Home & Community Based	Provision of services to victims of crime and violence and community empowerment.	Yes	110,000	98,100	Funds retained for administration and bank charges
Tholeni Community Based	Provision of services to victims of crime and violence and community empowerment.	Yes	100,000	97,600	Funds retained for administration and bank charges
Khanyisa Community Based & Safe Home	Provision of services to victims of crime and violence and community empowerment.	Yes	200,000	194,923	Funds retained for administration
Makana Rape Survivor Support Group	Provision of services to victims of crime and violence and community empowerment.	Yes	120,000	67,900	Funds retained for training
Joubertina Safe House	Provision of services to victims of crime and violence and community empowerment.	Yes	60,000	57,667	Funds retained for administration
Kareedouw Victim Support Centre	Provision of services to victims of crime and violence and community empowerment.	Yes	85,000	81,136	Funds retained for Administration
Khomanani Victim Support Centre	Provision of services to victims of crime and violence and community empowerment.	Yes	100,000	89,000	Funds retained for training
Willowmore Victim Support Centre	Provision of services to victims of crime and violence and community empowerment.	Yes	86,000	81,300	Funds retained for administration and bank charges
Somerset East Victim Support Centre	Provision of services to victims of crime and violence and community empowerment.	Yes	80,000	75,000	Funds retained for administration and bank charges
Humansdorp Victim Support Centre	Provision of services to victims of crime and violence and community empowerment.	Yes	85,000	79,047	Funds retained for administration and bank charges
On Eagles Wings Centre	Provision of services to victims of crime and violence and community empowerment.	Yes	250,000	230,315	Late submission of Progress Report.
Elliot Victim Support	Provision of services to	Yes	80,000	44,603	Challenge with

Name of transferee	Purpose for which the funds were used	Compliance with s 38 (1) (j) of the PFMA	Amount transferred (R'000)	Amount spent by the entity	Reasons for the funds unspent by the entity
Centre	victims of crime and violence and community empowerment.				volunteers who kept on leaving (resigning) the organisation
Domestic Violence Unit	Provision of services to victims of crime and violence and community empowerment.	Yes	150,000	150,000	N/A
Bolotwa Domestic Violence Project	Provision of services to victims of crime and violence and community empowerment.	Yes	120,000	115,600	Funds retained for administration and bank charges
Middleburg Support Centre	Provision of services to victims of crime and violence and community empowerment.	Yes	85,000	82,000	Funds retained for administration and bank charges
Ngcobo Survivor Support Centre	Provision of services to victims of crime and violence and community empowerment.	Yes	85,000	77,051	Funds retained for training
Sakhisizwe Survivor Support Centre	Provision of services to victims of crime and violence and community empowerment.	Yes	85,000	71,099	Funds retained for training
Lavellilanga Gender Empowerment	Provision of services to victims of crime and violence and community empowerment.	Yes	90,000	77,229	Funds retained for training
Khuseleka Support Centre	Provision of services to victims of crime and violence and community empowerment.	Yes	120,000	110,800	Funds retained for training
Luthuthu Victim Empowerment Project	Provision of services to victims of crime and violence and community empowerment.	Yes	85,000	69,000	Funds for training and administration
Ezibeleni One Stop Centre	Provision of services to victims of crime and violence and community empowerment.	Yes	250,000	152,239	Late submission of Progress Report
Ilitha Community Psychological Services	Provision of services to victims of crime and violence and community empowerment.	Yes	85,000	83,100	Funds retained for administration and bank charges
Masikhawulelane Victim Empowerment	Provision of services to victims of crime and violence and community empowerment.	Yes	60,000	60,000	N/A
Injongo Yesizwe	Provision of services to victims of crime and violence and community empowerment.	Yes	85,000	61,316	Funds retained for training
Maletswai One Stop Centre	Provision of services to victims of crime and violence and community empowerment.	Yes	250,000	240,000	Funds retained for administration and bank charges
Aliwal North Victim Support	Provision of services to victims of crime and violence and community empowerment.	Yes	85,000	82,900	Funds retained for administration and bank charges
Burgersdorp Safe Home & Community Based	Provision of services to victims of crime and violence and community empowerment.	Yes	120,000	115,066	Funds retained for training
Venterstad Victim Support Centre	Provision of services to victims of crime and violence and community empowerment.	Yes	85,000	81,200	Funds retained for training
Sterkspruit Victim Support Centre	Provision of services to victims of crime and violence and community	Yes	85,000	78,200	Funds retained for training

Name of transferee	Purpose for which the funds were used	Compliance with s 38 (1) (j) of the PFMA	Amount transferred (R'000)	Amount spent by the entity	Reasons for the funds unspent by the entity
	empowerment.				
Macacuma Victim Support Centre	Provision of services to victims of crime and violence and community empowerment.	Yes	90,000	81,200	Funds retained for training
Zingonyameni Survivor Support Centre	Provision of services to victims of crime and violence and community empowerment.	Yes	85,000	71,200	Funds retained for training
Mt Fletcher Advice Centre	Provision of services to victims of crime and violence and community empowerment.	Yes	155,000	148,300	Funds retained for administration and bank charges
KwaNobuhle Outreach Centre	Provision of services to victims of crime and violence and community empowerment.	Yes	900,000	879,756	Funds retained for administration and bank charges
Galvendale Victim Support Centre	Provision of services to victims of crime and violence and community empowerment.	Yes	90,000	79,095	Funds retained for awareness campaigns
New Brighton Victim Support Centre	Provision of services to victims of crime and violence and community empowerment.	Yes	85,000	51,656	Funds retained for awareness campaigns
Motherwell Victim Support Centre	Provision of services to victims of crime and violence and community empowerment.	Yes	85,000	46,926	Funds retained for awareness campaigns
Ikamvelihle Victim Support Centre	Provision of services to victims of crime and violence and community empowerment.	Yes	85,000	46,033	Funds retained for awareness campaigns
PE Childline Support Centre	Provision of services to victims of crime and violence and community empowerment.	Yes	100,000	95,928	Funds retained for administration and bank charges
Women Against Women Abuse	Provision of services to victims of crime and violence and community empowerment.	Yes	100,000	100,000	N/A
Masikhulume Survivor Support Centre	Provision of services to victims of crime and violence and community empowerment.	Yes	85,000	83,987	Funds retained for administration and bank charges
Phefumlela Victim Empowerment Group	Provision of services to victims of crime and violence and community empowerment.	Yes	85,000	68,100	Funds retained for training
Tsolo Family Counselling Centre	Provision of services to victims of crime and violence and community empowerment.	Yes	110,000	80,600	Funds retained for training
Madeira Victim Support Centre	Provision of services to victims of crime and violence and community empowerment.	Yes	80,000	67,606	Funds retained for administration and bank charges
Central Victim Support Centre	Provision of services to victims of crime and violence and community empowerment.	Yes	80,000	67,076	Funds retained for administration and bank charges
Ngangelizwe Victim Support Centre	Provision of services to victims of crime and violence and community empowerment.	Yes	80,000	77,697	Funds retained for administration and bank charges
Mthatha One Stop Centre	Provision of services to victims of crime and violence and community empowerment.	Yes	250,000	211,410	Funds retained for administration and bank charges
Mqanduli Safe Home & Community Based	Provision of services to victims of crime and	Yes	120,000	87,719	Funds retained for training

Name of transferee	Purpose for which the funds were used	Compliance with s 38 (1) (j) of the PFMA	Amount transferred (R'000)	Amount spent by the entity	Reasons for the funds unspent by the entity
	violence and community empowerment.				
Soul Winners Support Centre	Provision of services to victims of crime and violence and community empowerment.	Yes	100,000	66,045	Funds retained for administration and bank charges
Masimanyane Women Support Centre	Provision of services to victims of crime and violence and community empowerment.	Yes	595,923	595,923	N/A
Umtata Women's Support Centre	Provision of services to victims of crime and violence and community empowerment.	Yes	176,786	176,786	N/A
GRAND TOTAL			8,633,709	7,554,636	

SUB-PROGRAMME 2.8 HIV AND AIDS

Name of transferee	Purpose for which the funds were used	Compliance with s 38 (1) (j) of the PFMA	Amount transferred (R'000)	Amount spent by the entity	Reasons for the funds unspent by the entity
Alicedale Community Attempt Reaching Empowerment	Services and support to OVC's in the community	Yes	144,000	144,000	N/A
Avante Lamla Nkosi HCBC	Services and support to OVC's in the community	Yes	175,000	175,000	N/A
Bala National Intergrated Site	Services and support to OVC's in the community	Yes	144,000	137,821	Caregiver to be replaced.
Balasi HIV&AIDS Project	Services and support to OVC's in the community	Yes	200,000	125,000	Funds retained for Capacity Building
Baviaans Advice Centre	Services and support to OVC's in the community	Yes	150,000	148,187	The entity retained funds to keep the account active
Blue Crane Hospice	Services and support to OVC's in the community	Yes	279,000	275,674	Funds retained for administration and bank charges
Camdeboo Hospice	Services and support to OVC's in the community	Yes	279,000	279,000	N/A
Caring Hands	Services and support to OVC's in the community	Yes	378,650	80,940	Funds retained for stipends and support groups
Community Health Initiative	Services and support to OVC's in the community	Yes	378,650	162,242	Funds retained for Capacity Building
Community Reach	Services and support to OVC's in the community	Yes	270,900	270,900	N/A
Coping Centre for People Living with HIV&AIDS	Services and support to OVC's in the community	Yes	255,500	185,545	Funds retained for Capacity Building
Emadumasini HCBC	Services and support to OVC's in the community	Yes	414,900	342,543	Funds retained for Lifeskills programme during school holiday.
Emanuel Advice Care Centre	Services and support to OVC's in the community	Yes	414,900	411,900	The entity retained funds to keep the account active
Empilsweni HCBC	Services and support to OVC's in the community	Yes	144,000	144,000	N/A
Empilsweni Community	Services and support to OVC's in	Yes	294,000	294,000	N/A

Name of transferee	Purpose for which the funds were used	Compliance with s 38 (1) (j) of the PFMA	Amount transferred (R'000)	Amount spent by the entity	Reasons for the funds unspent by the entity
Health Care Centre	the community				
Ethembeni HCBC	Services and support to OVC's in the community	Yes	531,900	531,900	N/A
Ethembeni HCBC	Services and support to OVC's in the community	Yes	144,000	144,000	N/A
Ezibeleni Opharns and Vulnerable Children's Home	Services and support to OVC's in the community	Yes	144,000	144,000	N/A
Good Samaritan Home Based Care	Services and support to OVC's in the community	Yes	270,900	168,900	Funds retained for Capacity Building
Good Samaritan Home Based Care	Services and support to OVC's in the community	Yes	144,000	144,000	N/A
Good Sherperd Hospice	Services and support to OVC's in the community	Yes	144,000	144,000	N/A
Grahamstown Hospice	Services and support to OVC's in the community	Yes	144,000	144,000	N/A
Great Commission Divine Project	Services and support to OVC's in the community	Yes	144,000	109,248	Funds retained for Capacity Building
Harepeleng HCBC	Services and support to OVC's in the community	Yes	175,000	112,749	Funds retained for Capacity Building
Hospice Association of Transkei	Services and support to OVC's in the community	Yes	144,000	144,000	N/A
House of Hope	Services and support to OVC's in the community	Yes	234,650	205,650	Funds retained for Capacity Building
Ikwezi Support Group	Services and support to OVC's in the community	Yes	266,250	223,250	Funds retained for programmes in the drop-in centres
Ilinge Iethu Community Based Organization	Services and support to OVC's in the community	Yes	144,000	144,000	N/A
Iiso Iethu Community Based Organization	Services and support to OVC's in the community	Yes	144,000	144,000	N/A
Ilitha Home Community Based Care	Services and support to OVC's in the community	Yes	200,000	200,000	N/A
Ilitha Lekwezi HCBC	Services and support to OVC's in the community	Yes	175,000	79,567	Funds retained for Capacity Building
Ilitha Lethemba Home Community Based Care	Services and support to OVC's in the community	Yes	150,000	56,195	Funds retained for stipends and support groups
Imbumba Community Based Organisation	Services and support to OVC's in the community	Yes	144,000	144,000	N/A
Incubeko Yethu First Aid Station	Services and support to OVC's in the community	Yes	294,000	294,000	N/A
Inkwanca Home Based Care	Services and support to OVC's in the community	Yes	270,900	270,900	N/A
Isipho HIV&AIDS Organisation	Services and support to OVC's in the community	Yes	588,955	588,955	N/A
Jabez Health Centre	Services and support to OVC's in the community	Yes	419,865	419,865	N/A
Khanya HCBC	Services and support to OVC's in the community	Yes	175,000	153,000	Funds retained for Capacity Building
Khanyayo HCBC	Services and support to OVC's in the community	Yes	234,650	63,010	Funds retained for Capacity Building
Khuseleka HCBC	Services and support to OVC's in the community	Yes	175,000	149,000	Funds retained for Capacity Building
Krakeelrivier Community Based Organisation	Services and support to OVC's in the community	Yes	209,548	96,100	The available balance is committed for stipends for 2012/13
Kwakhanya HCBC	Services and support to OVC's in the community	Yes	175,000	155,268	3 caregivers retained the

Name of transferee	Purpose for which the funds were used	Compliance with s 38 (1) (j) of the PFMA	Amount transferred (R'000)	Amount spent by the entity	Reasons for the funds unspent by the entity
					organization in July and were only replaced only in November
KwaNomzamo Home Based Care Project	Services and support to OVC's in the community	Yes	523,875	37,706.85	Funds retained for programmes in the drop-in centres
Lady Grey Community Based Organisation	Services and support to OVC's in the community	Yes	250,000	212,431	Funds retained for Capacity Building
Laphumilanga HCBC	Services and support to OVC's in the community	Yes	270,900	270,900	N/A
Likhona HCBC	Services and support to OVC's in the community	Yes	234,650	225,380	N/A
Lina Community Development	Services and support to OVC's in the community	Yes	144,000	144,000	N/A
Living Waters Hospice	Services and support to OVC's in the community	Yes	378,650	42,010	Funds retained for support groups and prevention programmes
Liyema HCBC	Services and support to OVC's in the community	Yes	144,000	144,000.00	N/A
Maker's Plan	Services and support to OVC's in the community	Yes	378,650	375,361	Late submission of Progress Report.
Makukhanye Mdantsane	Services and support to OVC's in the community	Yes	135,000	135,000	N/A
Malibongwe Women Consortium	Services and support to OVC's in the community	Yes	234,650	181,778	Funds retained for Capacity Building
Manguzela Thandanani Home Based Care	Services and support to OVC's in the community	Yes	270,900	270,900	N/A
Masabelane Education for Life	Services and support to OVC's in the community	Yes	503,650	397,330	Funds retained for Capacity Building
Masakhane Peelton Support Group	Services and support to OVC's in the community	Yes	200,000	166,186	Funds retained for Capacity Building
Masibambane HCBC	Services and support to OVC's in the community	Yes	414,900	356,377	Funds retained for Capacity Building
Masibambane Women's Organization	Services and support to OVC's in the community	Yes	378,650	228,476	Funds retained for Capacity Building
Masibambisane Support Group	Services and support to OVC's in the community	Yes	200,480	186,034	Funds retained for Capacity Building
Masinedane HCBC	Services and support to OVC's in the community	Yes	175,000	157,860	Funds retained for Capacity Building
Masiphile HIV&AIDS Projects	Services and support to OVC's in the community	Yes	150,000	146,281	Funds retained for administration and bank charges
Masiphilisane Home Based Care	Services and support to OVC's in the community	Yes	294,000	281,567	Funds retained for Capacity Building
Masivuke Education and Training	Services and support to OVC's in the community	Yes	144,000	144,000	N/A
Masizakhe HCBC	Services and support to OVC's in the community	Yes	362,150	310,992	Late submission of Progress Report.
Mayihlome Development Project	Services and support to OVC's in the community	Yes	270,900	224,533	Life skills programme re-scheduled
Mbali HCBC	Services and support to OVC's in	Yes	225,000	171,000	Funds retained

Name of transferee	Purpose for which the funds were used	Compliance with s 38 (1) (j) of the PFMA	Amount transferred (R'000)	Amount spent by the entity	Reasons for the funds unspent by the entity
	the community				for Capacity Building
Middleburg HCBC	Services and support to OVC's in the community	Yes	150,725	100,725	Funds retained for Capacity Building
Missionvale Care Centre	Services and support to OVC's in the community	Yes	234,650	234,650.00	N/A
Mpilontle HCBC	Services and support to OVC's in the community	Yes	294,000	248,715	Funds retained for Capacity Building
Msobomvu HIV&AIDS Community Project	Services and support to OVC's in the community	Yes	414,900	414,045	N/A
Msobomvu Home Community Based Care	Services and support to OVC's in the community	Yes	378,650	378,650	N/A
Nazareth Haven Hospice	Services and support to OVC's in the community	Yes	234,650	53,140	Funds retained for stipends and support groups
Ncedisizwe Hewu	Services and support to OVC's in the community	Yes	414,900	414,900	N/A
Nceduluntu HCBC	Services and support to OVC's in the community	Yes	414,900	377,054	Funds retained for audit and Lifeskills programme for children
Never Give Up	Services and support to OVC's in the community	Yes	144,000	138,877	The entity retained funds to keep the account active
Ngokholo Community Centre	Services and support to OVC's in the community	Yes	378,650	349,93.00	Funds retained for administration and bank charges
Nkosi Johnson Youth Support Centre	Services and support to OVC's in the community	Yes	144,000	144,000	N/A
Nobulali Women's Support Organisation	Services and support to OVC's in the community	Yes	378,650	220,719	Funds retained for administration and bank charges
Nompiliso HCBC	Services and support to OVC's in the community	Yes	150,000	145,000	Funds retained for administration and bank charges
Nompilo Mothers Union	Services and support to OVC's in the community	Yes	539,900	15,249	Funds retained for auditing and bank charges
Nomzamo HCBC	Services and support to OVC's in the community	Yes	270,900	270,900.00	N/A
Noncedo Home Community Based Care	Services and support to OVC's in the community	Yes	378,650	378,650	N/A
Noncedo Home Community Based Care	Services and support to OVC's in the community	Yes	378,650	44,371	Funds retained for support groups and prevention programmes
Nontsebenziswano Home Based Care	Services and support to OVC's in the community	Yes	175,000	175,000	N/A
Ntlahlane HCBC	Services and support to OVC's in the community	Yes	150,000	132,754	The entity retained funds to keep the account active
Okuhle HCBC	Services and support to OVC's in the community	Yes	144,000	144,000	N/A
Petals HCBC	Services and support to OVC's in the community	Yes	270,900	270,900	N/A
Phakamisanani HIV&AIDS Centane Support Group	Services and support to OVC's in the community	Yes	394,000	394,000	N/A

Name of transferee	Purpose for which the funds were used	Compliance with s 38 (1) (j) of the PFMA	Amount transferred (R'000)	Amount spent by the entity	Reasons for the funds unspent by the entity
Philisani Community & Family Support Programme	Services and support to OVC's in the community	Yes	414,900	414,900	N/A
Port St Johns Creative Youth Women Group	Services and support to OVC's in the community	Yes	550,000	36,630	Funds retained for administration and bank charges
Sakhimpilo Home Community Based Care Project	Services and support to OVC's in the community	Yes	144,000	144,000	N/A
Sakhingomso Indwe Community Group	Services and support to OVC's in the community	Yes	414,900	357,291	Funds retained for Capacity Building
Sakhluntu Home Based Care Services	Services and support to OVC's in the community	Yes	144,000	144,000	N/A
Sanddrift HCBC	Services and support to OVC's in the community	Yes	255,448	254,238	The entity retained funds to keep the account active
Sicelimpumelelo HCBC	Services and support to OVC's in the community	Yes	270,900	202,900	Funds retained for administration and bank charges
Sikhanyisele HCBC	Services and support to OVC's in the community	Yes	175,000	141,534	Funds retained for administration and bank charges
Simele HCBC	Services and support to OVC's in the community	Yes	378,650	205,654.60	Funds retained for administration and bank charges
Sinalo Ithemba Lokuphila Faith Based Organisation	Services and support to OVC's in the community	Yes	144,000	144,000	N/A
Sinethemba Home Based Care	Services and support to OVC's in the community	Yes	270,900	238,774	Funds retained for Capacity Building
Sinethemba Organisation	Services and support to OVC's in the community	Yes	414,900	414,900	N/A
Sinethemba Women Association for Poverty Alleviation HIV&AIDS Care Programme	Services and support to OVC's in the community	Yes	200,000	200,000	N/A
Sinobom Wellness HIV&AIDS Information Centre	Services and support to OVC's in the community	Yes	250,000	177,323	Funds retained for Capacity Building
Sinosizo Mvenyane Project	Services and support to OVC's in the community	Yes	414,900	414,900	N/A
Sinovuyo HCBC	Services and support to OVC's in the community	Yes	150,000	147,129	The entity retained funds to keep the account active
Siqaqambe	Services and support to OVC's in the community	Yes	319,000	202,000	Funds retained for Capacity Building
Siyakhana Home Based Care and Growth Monitoring	Services and support to OVC's in the community	Yes	302,235	235,562	Funds retained for Food parcels
Siyakhanyisa HIV&AIDS Support Group	Services and support to OVC's in the community	Yes	270,900	270,900	N/A
Siyakhula HCBC	Services and support to OVC's in the community	Yes	378,650	22,645	Funds retained for auditing and bank charges
Siyakhula Home Community Based Care	Services and support to OVC's in the community	Yes	270,900	258,251	N/A
Siyanceda Home Based Care	Services and support to OVC's in the community	Yes	144,000	138,762	Funds retained for Capacity

Name of transferee	Purpose for which the funds were used	Compliance with s 38 (1) (j) of the PFMA	Amount transferred (R'000)	Amount spent by the entity	Reasons for the funds unspent by the entity
					Building
Siyaphambili Home Based Care and Youth Organisation	Services and support to OVC's in the community	Yes	270,900	242,113	Funds retained for auditing and administration
Siyaphila Community Home Based Care	Services and support to OVC's in the community	Yes	378,650	378,650	N/A
Sizabantu HCBC	Services and support to OVC's in the community	Yes	234,650	234,650	N/A
Sizanenguqu HCBC	Services and support to OVC's in the community	Yes	378,650	43,388	Funds retained for auditing and administration
Someleze HCBC	Services and support to OVC's in the community	Yes	294,000	272,815	The entity retained funds to keep the account active
Sophilasonke Home Community Based Care	Services and support to OVC's in the community	Yes	378,650	369,119	Funds retained for Food parcels
St Bernards Hospice	Services and support to OVC's in the community	Yes	144,000	144,000	N/A
St Buchanan	Services and support to OVC's in the community	Yes	144,000	112,760	Funds retained for Capacity Building
St Faith HCBC	Services and support to OVC's in the community	Yes	378,650	296,342	Funds retained for Capacity Building
St Francis Hospice	Services and support to OVC's in the community	Yes	144,000	144.000.00	N/A
ST Gregory Health	Services and support to OVC's in the community	Yes	135,000	99,048	Funds retained for Capacity Building
Tapuze HCBC	Services and support to OVC's in the community	Yes	175,000	151,000	Funds retained for Capacity Building
Thandisizwe HCBC	Services and support to OVC's in the community	Yes	234,650	159,783	Funds retained for Capacity Building
The Gumpe HCBC	Services and support to OVC's in the community	Yes	378,650	292,951	Funds retained for stipends and material support
Thusanang Development Project	Services and support to OVC's in the community	Yes	488,000	480,092	The entity retained funds to keep the account active
Ubuntu Care and Development Organisation	Services and support to OVC's in the community	Yes	694,000	674,172	Funds retained for administration
Ukhozi Lwempilo	Services and support to OVC's in the community	Yes	150,000	150,000	N/A
Umonde HCBC	Services and support to OVC's in the community	Yes	144,000	144,000	N/A
Umthombo weMpilo	Services and support to OVC's in the community	Yes	270,900	265,900	The entity retained funds to keep the account active
Uncedo Home Community Based Care	Services and support to OVC's in the community	Yes	378,650	209,862	Funds retained for Capacity Building
Vukuzenzele Community Development Project	Services and support to OVC's in the community	Yes	539,900	392,102	Funds retained for Capacity Building
We Care	Services and support to OVC's in the community	Yes	175,000	171,000	The entity retained funds to keep the account active
Zama Youth Development HIV&AIDS Project	Services and support to OVC's in the community	Yes	234,650	234,650	N/A
Zamulwazi HCBC	Services and support to OVC's in the community	Yes	294,000	292,000	The entity retained funds to keep the

Name of transferee	Purpose for which the funds were used	Compliance with s 38 (1) (j) of the PFMA	Amount transferred (R'000)	Amount spent by the entity	Reasons for the funds unspent by the entity
					account active
Zanokhanyo HCBC	Services and support to OVC's in the community	Yes	270,900	269,509	N/A
GRAND TOTAL			36,215,430	27,809,996	

SUB-PROGRAMME 2.9 SOCIAL RELIEF

Name of transferee	Purpose for which the funds were used	Compliance with s 38 (1) (j) of the PFMA	Amount transferred (R'000)	Amount spent by the entity	Reasons for the funds unspent by the entity
CITHWA DUMPING SITE	An income generating projects that seeks to enhance the quality of lives of the beneficiaries	Yes	300,000	120,947	Funds retained for Capacity Building
SECOND CREEK	An income generating projects that seeks to enhance the quality of lives of the beneficiaries	Yes	150,000	150,000	N/A
LAPHUM' ILANGA PROJECT	An income generating projects that seeks to enhance the quality of lives of the beneficiaries	Yes	300,000	299,999	N/A
SANTAVILLE POVERTY OUTREACH PROJECT	An income generating projects that seeks to enhance the quality of lives of the beneficiaries	Yes	300,000	159,347	Funds retained for Capacity Building
MASONWABENATHI DEVELOPMENT PROJECT	An income generating projects that seeks to enhance the quality of lives of the beneficiaries	Yes	300,000	300,000	N/A
NOBULALI WOMEN SUPPORT ORGANISATION RECYCLING PROJECT	An income generating projects that seeks to enhance the quality of lives of the beneficiaries	Yes	300,000	194,774	Funds retained for Capacity Building
ITIPINI DUMPING SITE	An income generating projects that seeks to enhance the quality of lives of the beneficiaries	Yes	300,000	144,837	Funds retained for Capacity Building
ZENZELE WOOD PRODUCTION	An income generating projects that seeks to enhance the quality of lives of the beneficiaries	Yes	300,000	202,503	Funds retained for Capacity Building
SERVIMODE 60 CC	Social Relief of Distress to Families suffering indue hardships and affected by disasters	Yes	21,357	21,357	N/A
JM TUNGU T/A TOGU BUSINESS LOGISTICS	Social Relief of Distress to Families suffering indue hardships and affected by disasters	Yes	95,000	95,000	N/A
DOSI 102 TRADING CC	Social Relief of Distress to Families suffering indue hardships and affected by disasters	Yes	20,335	20,335	N/A
NTUTHUZELO CONSTRUCTION	Social Relief of Distress to Families suffering indue hardships and affected by disasters	Yes	4,200	4,200	N/A
MANUNENI GENERAL TRADING SERVICES	Social Relief of Distress to Families suffering indue hardships and affected by disasters	Yes	14,035	14,035	N/A
MTSHAWUS TRADING	Social Relief of Distress to Families suffering indue hardships and affected by disasters	Yes	5,240	5,240	N/A
MDLANKOMO CATERING CC	Social Relief of Distress to Families suffering indue hardships and affected by disasters	Yes	2,302	2,302	N/A
CROSSBAR AGENCIES 315	Social Relief of Distress to Families suffering indue hardships and affected by disasters	Yes	1,770	1,770	N/A
NATHINA TRADING ENTERPRISE	Social Relief of Distress to Families suffering indue hardships and affected by disasters	Yes	20,074	20,074	N/A
MADLALA SUPPLIES	Social Relief of Distress to Families	Yes	29,818	29,818	N/A

Name of transferee	Purpose for which the funds were used	Compliance with s 38 (1) (j) of the PFMA	Amount transferred (R'000)	Amount spent by the entity	Reasons for the funds unspent by the entity
AND PROJECTS	suffering indue hardships and affected by disasters				
IMBIZA PE TRADING ENTERPRISE	Social Relief of Distress to Families suffering indue hardships and affected by disasters	Yes	9,810	9,810	N/A
SIVENE WOMEN TRADING CC	Social Relief of Distress to Families suffering indue hardships and affected by disasters	Yes	22,150	22,150	N/A
SOVUYISO SEWING PRIMARY CO-OPERATIVE	Social Relief of Distress to Families suffering indue hardships and affected by disasters	Yes	29,995	29,995	N/A
INKOLEKO TRADING 540	Social Relief of Distress to Families suffering indue hardships and affected by disasters	Yes	24,450	24,450	N/A
JONGA PHAMBILI TRADING ENTERPRISE	Social Relief of Distress to Families suffering indue hardships and affected by disasters	Yes	19,062	19,062	N/A
SOVUYISO SEWING PRIMARY CO-OPERATIVE	Social Relief of Distress to Families suffering indue hardships and affected by disasters	Yes	24,260	24,260	N/A
MAYOLI TRADING ENTERPRISE	Social Relief of Distress to Families suffering indue hardships and affected by disasters	Yes	20,020	20,020	N/A
LA SERVE TRADING ENTERPRISE	Social Relief of Distress to Families suffering indue hardships and affected by disasters	Yes	25,125	25,125	N/A
QOQOZA TRADING ENTERPRISE	Social Relief of Distress to Families suffering indue hardships and affected by disasters	Yes	27,842	27,842	N/A
WEZI GQIZA CATERER	Social Relief of Distress to Families suffering indue hardships and affected by disasters	Yes	8,447	8,447	N/A
THULISA CATERERS CC	Social Relief of Distress to Families suffering indue hardships and affected by disasters	Yes	17,730	17,730	N/A
EM MBONTSI T/A EYETHU BUS SERVICES	Social Relief of Distress to Families suffering indue hardships and affected by disasters	Yes	10,120	10,120	N/A
SIVU TRADING ENTERPRISE T/A MILLENIUM RESOURCES	Social Relief of Distress to Families suffering indue hardships and affected by disasters	Yes	17,465	17,465	N/A
AVUKA AMANGUNI TRADING ENTERPRISE	Social Relief of Distress to Families suffering indue hardships and affected by disasters	Yes	17,273	17,273	N/A
TAKE NOTE TRADING 443 CC	Social Relief of Distress to Families suffering indue hardships and affected by disasters	Yes	20,930	20,930	N/A
SIMCEDISE TRADING ENTERPRISE	Social Relief of Distress to Families suffering indue hardships and affected by disasters	Yes	16,000	16,000	N/A
BIG SKY TRADING 378 CC	Social Relief of Distress to Families suffering indue hardships and affected by disasters	Yes	20,033	20,033	N/A
NIGHT THINKING TRADING AND PROJECTS	Social Relief of Distress to Families suffering indue hardships and affected by disasters	Yes	28,100	28,100	N/A
ZIPHO ZIZINGILE EKHAYA	Social Relief of Distress to Families suffering indue hardships and affected by disasters	Yes	6,464	6,464	N/A
NGQUZI GENERAL TRADING CC	Social Relief of Distress to Families suffering indue hardships and affected by disasters	Yes	5,869	5,869	N/A
OSHIVELLO TRADING ENTERPRISE CC	Social Relief of Distress to Families suffering indue hardships and affected by disasters	Yes	11,370	11,370	N/A
L.N.M CONSTRUCTION CC	Social Relief of Distress to Families suffering indue hardships and affected by disasters	Yes	29,020	29,020	N/A

Name of transferee	Purpose for which the funds were used	Compliance with s 38 (1) (j) of the PFMA	Amount transferred (R'000)	Amount spent by the entity	Reasons for the funds unspent by the entity
PRINCE AND BLESSING TRADING ENTERPRISE	Social Relief of Distress to Families suffering indue hardships and affected by disasters	Yes	2,054	2,054	N/A
SDT TRAINING CC	Social Relief of Distress to Families suffering indue hardships and affected by disasters	Yes	29,635	29,635	N/A
ALL RITE TRADING ENTERPRISE	Social Relief of Distress to Families suffering indue hardships and affected by disasters	Yes	25,625	25,625	N/A
KEEN TO CREST 1 CC	Social Relief of Distress to Families suffering indue hardships and affected by disasters	Yes	29,580	29,580	N/A
IMPENDULO OUTDOOR RECREATIONAL PROGRAMMES	Social Relief of Distress to Families suffering indue hardships and affected by disasters	Yes	22,430	22,430	N/A
P.S NCAM TOURS	Social Relief of Distress to Families suffering indue hardships and affected by disasters	Yes	29,835	29,835	N/A
SENZWA CIVILS AND PROJECTS	Social Relief of Distress to Families suffering indue hardships and affected by disasters	Yes	7,050	7,050	N/A
BEST GENTLEMEN TRADES	Social Relief of Distress to Families suffering indue hardships and affected by disasters	Yes	29,700	29,700	N/A
NTRIZA S TRADING CC T/A NTRIZAA	Social Relief of Distress to Families suffering indue hardships and affected by disasters	Yes	4,216	4,216	N/A
TSHOMOSO GENERAL TRADING	Social Relief of Distress to Families suffering indue hardships and affected by disasters	Yes	22,230	22,230	N/A
MALWAMBU-LWAMBU TRADING ENTERPRISE	Social Relief of Distress to Families suffering indue hardships and affected by disasters	Yes	23,649	23,649	N/A
AMYVUYELA GENERAL TRADING CC	Social Relief of Distress to Families suffering indue hardships and affected by disasters	Yes	26,322	26,322	N/A
DIDI-JAVA TRADING ENTERPRISE	Social Relief of Distress to Families suffering indue hardships and affected by disasters	Yes	19,310	19,310	N/A
SAFRIKA CONTRACTORS CC	Social Relief of Distress to Families suffering indue hardships and affected by disasters	Yes	29,460	29,460	N/A
ONO WASE AFRICA TRADING	Social Relief of Distress to Families suffering indue hardships and affected by disasters	Yes	11,279	11,279	N/A
LUNIKOLWETHU TRADING ENTERPRISE CC	Social Relief of Distress to Families suffering indue hardships and affected by disasters	Yes	7,628	7,628	N/A
PROMPT IT SOLUTIONS CC	Social Relief of Distress to Families suffering indue hardships and affected by disasters	Yes	11,582	11,582	N/A
NDIXOLELE TRADING	Social Relief of Distress to Families suffering indue hardships and affected by disasters	Yes	15,160	15,160	N/A
AMABHELE TRADING ENTERPRISE	Social Relief of Distress to Families suffering indue hardships and affected by disasters	Yes	29,820	29,820	N/A
EMAGABENI TRADING CC	Social Relief of Distress to Families suffering indue hardships and affected by disasters	Yes	17,775	17,775	N/A
BRAVOPIX TRADING 378 CC	Social Relief of Distress to Families suffering indue hardships and affected by disasters	Yes	29,884	29,884	N/A
MTHI - OMHLE TRADING & PROJECTS CC	Social Relief of Distress to Families suffering indue hardships and affected by disasters	Yes	29,995	29,995	N/A
BUTLE A TRADING PROJETS CC	Social Relief of Distress to Families suffering indue hardships and affected by disasters	Yes	25,437	25,437	N/A

Name of transferee	Purpose for which the funds were used	Compliance with s 38 (1) (j) of the PFMA	Amount transferred (R'000)	Amount spent by the entity	Reasons for the funds unspent by the entity
WOMEN ON THE MOVE	Social Relief of Distress to Families suffering indue hardships and affected by disasters	Yes	16,560	16,560	N/A
XHALANGA TRADING	Social Relief of Distress to Families suffering indue hardships and affected by disasters	Yes	29,890	29,890	N/A
MAGEU TRADING ENTERPRISE	Social Relief of Distress to Families suffering indue hardships and affected by disasters	Yes	20,052	20,052	N/A
AMANGQONGO TRADING ENTERPRISE	Social Relief of Distress to Families suffering indue hardships and affected by disasters	Yes	28,840	28,840	N/A
VAZI TRADING	Social Relief of Distress to Families suffering indue hardships and affected by disasters	Yes	23,259	23,259	N/A
SAZISE TRADING	Social Relief of Distress to Families suffering indue hardships and affected by disasters	Yes	4,303	4,303	N/A
L T NDULULA TRANSPORT & SERVICES	Social Relief of Distress to Families suffering indue hardships and affected by disasters	Yes	29,990	29,990	N/A
MINQWENO EMIHLE GENERAL TRADING	Social Relief of Distress to Families suffering indue hardships and affected by disasters	Yes	22,511	22,511	N/A
KONKE CATERING AND CLEANIG	Social Relief of Distress to Families suffering indue hardships and affected by disasters	Yes	14,654	14,654	N/A
THULE MANAGEMENT SERVICES	Social Relief of Distress to Families suffering indue hardships and affected by disasters	Yes	28,796	28,796	N/A
UMQOLUPHANDLE CONSTRUCTION CLEANING CATERING & SUP	Social Relief of Distress to Families suffering indue hardships and affected by disasters	Yes	1,200	1,200	N/A
W N G GENERAL DEALER AND SUPPLIERS	Social Relief of Distress to Families suffering indue hardships and affected by disasters	Yes	6,196	6,196	N/A
LACHUMA TRADING ENTERPRISE	Social Relief of Distress to Families suffering indue hardships and affected by disasters	Yes	21,800	21,800	N/A
BN'S KITCHEN	Social Relief of Distress to Families suffering indue hardships and affected by disasters	Yes	25,830	25,830	N/A
VA BETA TRADING SOLUTIONS	Social Relief of Distress to Families suffering indue hardships and affected by disasters	Yes	1,192	1,192	N/A
NVK CATERING AND CONSTRUCTION CC	Social Relief of Distress to Families suffering indue hardships and affected by disasters	Yes	8,532	8,532	N/A
DAINO TRADING ENTERPRISE	Social Relief of Distress to Families suffering indue hardships and affected by disasters	Yes	29,920	29,920	N/A
BUBUNCWANE TRADING	Social Relief of Distress to Families suffering indue hardships and affected by disasters	Yes	10,743	10,743	N/A
ADM SERVICES AND PROJECTS PTY LTD	Social Relief of Distress to Families suffering indue hardships and affected by disasters	Yes	17,220	17,220	N/A
MAISAO TRADING ENTERPRISE	Social Relief of Distress to Families suffering indue hardships and affected by disasters	Yes	28,082	28,082	N/A
ZOE AND MPAYI TRADING CC	Social Relief of Distress to Families suffering indue hardships and affected by disasters	Yes	23,720	23,720	N/A
SIPOKIE'S TRADING 3 CC	Social Relief of Distress to Families suffering indue hardships and affected by disasters	Yes	6,277	6,277	N/A
SIDULI AND JAMA DISTRIBUTORS CC	Social Relief of Distress to Families suffering indue hardships and affected by disasters	Yes	3,162	3,162	N/A

Name of transferee	Purpose for which the funds were used	Compliance with s 38 (1) (j) of the PFMA	Amount transferred (R'000)	Amount spent by the entity	Reasons for the funds unspent by the entity
SILVER STAR TRADING 340 CC	Social Relief of Distress to Families suffering indue hardships and affected by disasters	Yes	6,492	6,492	N/A
DIYA & DIKELA TRADING CC	Social Relief of Distress to Families suffering indue hardships and affected by disasters	Yes	25,630	25,630	N/A
VIVELA TRADING PTY LTD	Social Relief of Distress to Families suffering indue hardships and affected by disasters	Yes	29,900	29,900	N/A
UKUZIZAMELA TRADING AND PROJECTS 23	Social Relief of Distress to Families suffering indue hardships and affected by disasters	Yes	21,364	21,364	N/A
SALMAN D CATERING AND CLEANING SERVICES	Social Relief of Distress to Families suffering indue hardships and affected by disasters	Yes	23,325	23,325	N/A
BLADES PLACE TRADING ENTERPRISE	Social Relief of Distress to Families suffering indue hardships and affected by disasters	Yes	26,128	26,128	N/A
SIMENGEMPUMELELO TRADING PRIMARY CO-OPERATIVE LTD	Social Relief of Distress to Families suffering indue hardships and affected by disasters	Yes	19,400	19,400	N/A
LUNGELO LUKS TRADING	Social Relief of Distress to Families suffering indue hardships and affected by disasters	Yes	23,046	23,046	N/A
WOMEN OF SUCCESS TRADING ENTERPRISE T/A WOMEN OF S	Social Relief of Distress to Families suffering indue hardships and affected by disasters	Yes	19,793	19,793	N/A
BTNN GENERAL TRADING	Social Relief of Distress to Families suffering indue hardships and affected by disasters	Yes	18,745	18,745	N/A
USIVE & KISTA TRADING ENTERPRISE CC	Social Relief of Distress to Families suffering indue hardships and affected by disasters	Yes	29,859	29,859	N/A
NCANCATSHE TRADING CC	Social Relief of Distress to Families suffering indue hardships and affected by disasters	Yes	29,859	29,859	N/A
ZAMORA TRADING CC	Social Relief of Distress to Families suffering indue hardships and affected by disasters	Yes	8,219	8,219	N/A
LIMILISE TRADING	Social Relief of Distress to Families suffering indue hardships and affected by disasters	Yes	173,364	173,364	N/A
AMABHELE TRADING ENTERPRISE	Social Relief of Distress to Families suffering indue hardships and affected by disasters	Yes	29,900	29,900	N/A
7-5 BUILDERS AND CIVILS	Social Relief of Distress to Families suffering indue hardships and affected by disasters	Yes	29,775	29,775	N/A
VALOTYPE 76 CC T/A MTHIMKHULU TRADING	Social Relief of Distress to Families suffering indue hardships and affected by disasters	Yes	26,989	26,989	N/A
SILVER SOLUTIONS 1487CC	Social Relief of Distress to Families suffering indue hardships and affected by disasters	Yes	1,513	1,513	N/A
TRADEBUDDY 7	Social Relief of Distress to Families suffering indue hardships and affected by disasters	Yes	19,960	19,960	N/A
TSEDIMOSETSO TRADING	Social Relief of Distress to Families suffering indue hardships and affected by disasters	Yes	23,020	23,020	N/A
SHINE THE WAY 20 CC	Social Relief of Distress to Families suffering indue hardships and affected by disasters	Yes	10,482	10,482	N/A
DAINO TRADING ENTERPRISE	Social Relief of Distress to Families suffering indue hardships and affected by disasters	Yes	9,672	9,672	N/A
POL-ME 1TRADING ENTERPRISE	Social Relief of Distress to Families suffering indue hardships and affected by disasters	Yes	28,249	28,249	N/A

Name of transferee	Purpose for which the funds were used	Compliance with s 38 (1) (j) of the PFMA	Amount transferred (R'000)	Amount spent by the entity	Reasons for the funds unspent by the entity
TL SERVICES AND SUPPLY	Social Relief of Distress to Families suffering indue hardships and affected by disasters	Yes	29,702	29,702	N/A
JM TUNGU T/A TOGU BUSINESS LOGISTICS	Social Relief of Distress to Families suffering indue hardships and affected by disasters	Yes	2,744	2,744	N/A
SIVUTHA TRADING CC	Social Relief of Distress to Families suffering indue hardships and affected by disasters	Yes	6,451	6,451	N/A
AMATSHABANE GENERAL CONSTRUCTION & AND PROJECTS	Social Relief of Distress to Families suffering indue hardships and affected by disasters	Yes	20,560	20,560	N/A
ZIYAABONGA TRADING ENTERPRISE	Social Relief of Distress to Families suffering indue hardships and affected by disasters	Yes	6,311	6,311	N/A
MONAFIELD	Social Relief of Distress to Families suffering indue hardships and affected by disasters	Yes	29,481	29,481	N/A
SDT TRAINING CC	Social Relief of Distress to Families suffering indue hardships and affected by disasters	Yes	29,925	29,925	N/A
NOGUMLA GENERAL TRADING	Social Relief of Distress to Families suffering indue hardships and affected by disasters	Yes	29,820	29,820	N/A
EMNTANEZWE TRADING ENTERPRISE	Social Relief of Distress to Families suffering indue hardships and affected by disasters	Yes	27,960	27,960	N/A
EZAMAMPELI TRADING ENTERPRISE CC	Social Relief of Distress to Families suffering indue hardships and affected by disasters	Yes	23,750	23,750	N/A
IDLANATHI CONSTRUCTION AND PROJECTS 36	Social Relief of Distress to Families suffering indue hardships and affected by disasters	Yes	15,742	15,742	N/A
NIHANDA TRADING	Social Relief of Distress to Families suffering indue hardships and affected by disasters	Yes	27,100	27,100	N/A
MAHLUNGULU TRADING PTY LTD	Social Relief of Distress to Families suffering indue hardships and affected by disasters	Yes	17,896	17,896	N/A
SET APART TRADING CC	Social Relief of Distress to Families suffering indue hardships and affected by disasters	Yes	8,475	8,475	N/A
LAUD AND NATHIZEE TRADING ENTERPRISE	Social Relief of Distress to Families suffering indue hardships and affected by disasters	Yes	27,005	27,005	N/A
NKCU-NKCU TRADING ENTERPRISE	Social Relief of Distress to Families suffering indue hardships and affected by disasters	Yes	28,851	28,851	N/A
LISOTA CATERING	Social Relief of Distress to Families suffering indue hardships and affected by disasters	Yes	9,705	9,705	N/A
HINTSABA TRADING	Social Relief of Distress to Families suffering indue hardships and affected by disasters	Yes	1,622	1,622	N/A
OM MUNGA T/A BARAKAH FACTORY SHOP	Social Relief of Distress to Families suffering indue hardships and affected by disasters	Yes	24,322	24,322	N/A
NOKWAKHA CATERERS	Social Relief of Distress to Families suffering indue hardships and affected by disasters	Yes	25,395	25,395	N/A
LAVISTAR TRADING SUPPLIERS	Social Relief of Distress to Families suffering indue hardships and affected by disasters	Yes	20,050	20,050	N/A
MAMHEGEBE TRADING CC	Social Relief of Distress to Families suffering indue hardships and affected by disasters	Yes	27,976	27,976	N/A
EXTRA DIMENSION 1911 CC T/A SIMUNYELA AGENCIES	Social Relief of Distress to Families suffering indue hardships and affected by disasters	Yes	28,377	28,377	N/A

Name of transferee	Purpose for which the funds were used	Compliance with s 38 (1) (j) of the PFMA	Amount transferred (R'000)	Amount spent by the entity	Reasons for the funds unspent by the entity
OM MUNGA T/A BARAKAH FACTORY SHOP	Social Relief of Distress to Families suffering indue hardships and affected by disasters	Yes	26,880	26,880	N/A
NGESI'S CATERING & FRESH FLOWERS DECORATION	Social Relief of Distress to Families suffering indue hardships and affected by disasters	Yes	27,357	27,357	N/A
SAFRIKA CONTRACTORS CC	Social Relief of Distress to Families suffering indue hardships and affected by disasters	Yes	15,099	15,099	N/A
LIVENI CONSTRUCTION AND PROJECTS	Social Relief of Distress to Families suffering indue hardships and affected by disasters	Yes	16,295	16,295	N/A
THUMTHA TRADING ENTERPRISE	Social Relief of Distress to Families suffering indue hardships and affected by disasters	Yes	15,091	15,091	N/A
PULANDA HOMES ENTERPRISE	Social Relief of Distress to Families suffering indue hardships and affected by disasters	Yes	4,950	4,950	N/A
SAKHISIZWE MAHLUBI CONSTRUCTION	Social Relief of Distress to Families suffering indue hardships and affected by disasters	Yes	9,901	9,901	N/A
SAFRIKA CONTRACTORS CC	Social Relief of Distress to Families suffering indue hardships and affected by disasters	Yes	29,780	29,780	N/A
THE LIKES TRADING ENTERPRISE	Social Relief of Distress to Families suffering indue hardships and affected by disasters	Yes	25,586	25,586	N/A
SUPPERS CONSTRUCTION CC	Social Relief of Distress to Families suffering indue hardships and affected by disasters	Yes	14,517	14,517	N/A
THANDA BANTU STORES	Social Relief of Distress to Families suffering indue hardships and affected by disasters	Yes	1,300	1,300	N/A
SERVIMODE 60 CC	Social Relief of Distress to Families suffering indue hardships and affected by disasters	Yes	23,413	23,413	N/A
SETCHABA SUPPLIERS AND DEVELOPERS	Social Relief of Distress to Families suffering indue hardships and affected by disasters	Yes	29,500	29,500	N/A
CROSS-BAR AGENCIES 227 CC	Social Relief of Distress to Families suffering indue hardships and affected by disasters	Yes	29,823	29,823	N/A
SAFRI TRADE (PTY) LTD	Social Relief of Distress to Families suffering indue hardships and affected by disasters	Yes	29,940	29,940	N/A
MARAMBANA TRADING CC	Social Relief of Distress to Families suffering indue hardships and affected by disasters	Yes	15,545	15,545	N/A
SALMAN D CATERING AND CLEANING SERVICES	Social Relief of Distress to Families suffering indue hardships and affected by disasters	Yes	22,705	22,705	N/A
MVUBO GENERAL TRADING CC	Social Relief of Distress to Families suffering indue hardships and affected by disasters	Yes	28,104	28,104	N/A
AZO MDU TRADING ENTERPRISE	Social Relief of Distress to Families suffering indue hardships and affected by disasters	Yes	1,624	1,624	N/A
BUTSOLO BUSINESS SOLUTIONS LTD	Social Relief of Distress to Families suffering indue hardships and affected by disasters	Yes	2,823	2,823	N/A
SIGOLOZA TRADING	Social Relief of Distress to Families suffering indue hardships and affected by disasters	Yes	25,404	25,404	N/A
XHALANGA TRADING	Social Relief of Distress to Families suffering indue hardships and affected by disasters	Yes	29,890	29,890	N/A
SHAI AND NTAKA CONSTRUCTION	Social Relief of Distress to Families suffering indue hardships and affected by disasters	Yes	25,064	25,064	N/A

Name of transferee	Purpose for which the funds were used	Compliance with s 38 (1) (j) of the PFMA	Amount transferred (R'000)	Amount spent by the entity	Reasons for the funds unspent by the entity
ANOXOLO CATERING SERVICES	Social Relief of Distress to Families suffering indue hardships and affected by disasters	Yes	16,813	16,813	N/A
MAMPEMVU TRADING ENTERPRISE	Social Relief of Distress to Families suffering indue hardships and affected by disasters	Yes	26,235	26,235	N/A
WEBSTERS TRADING	Social Relief of Distress to Families suffering indue hardships and affected by disasters	Yes	7,500	7,500	N/A
NOMGCOBO CONTRUCTION AND CATERING	Social Relief of Distress to Families suffering indue hardships and affected by disasters	Yes	23,222	23,222	N/A
MSISI TRADING	Social Relief of Distress to Families suffering indue hardships and affected by disasters	Yes	28,394	28,394	N/A
NCANCATSHE TRADING CC	Social Relief of Distress to Families suffering indue hardships and affected by disasters	Yes	30,000	30,000	N/A
ZINLSM BUSINESS ENTERPRISE	Social Relief of Distress to Families suffering indue hardships and affected by disasters	Yes	18,849	18,849	N/A
GOTTY GENERAL TRADING CC	Social Relief of Distress to Families suffering indue hardships and affected by disasters	Yes	20,066	20,066	N/A
ZUKI AND SONS TRADING	Social Relief of Distress to Families suffering indue hardships and affected by disasters	Yes	25,205	25,205	N/A
IMBOKODO WOMEN TRADING ENTERPRISE	Social Relief of Distress to Families suffering indue hardships and affected by disasters	Yes	26,555	26,555	N/A
LUMIMO GENERAL TRADING CC	Social Relief of Distress to Families suffering indue hardships and affected by disasters	Yes	1,435	1,435	N/A
BAANETSE TRADING CC	Social Relief of Distress to Families suffering indue hardships and affected by disasters	Yes	27,297	27,297	N/A
MAMPHOSILE TRADING	Social Relief of Distress to Families suffering indue hardships and affected by disasters	Yes	17,859	17,859	N/A
ZINE XOLISA TRADING ENTERPRISE	Social Relief of Distress to Families suffering indue hardships and affected by disasters	Yes	29,500	29,500	N/A
HINTSABA TRADING	Social Relief of Distress to Families suffering indue hardships and affected by disasters	Yes	5,597	5,597	N/A
BACELI TRADING CC	Social Relief of Distress to Families suffering indue hardships and affected by disasters	Yes	17,900	17,900	N/A
MILANAM BUSINESS DEVELOPMENTS CC	Social Relief of Distress to Families suffering indue hardships and affected by disasters	Yes	1,247	1,247	N/A
ZAMAKESWA TRADING	Social Relief of Distress to Families suffering indue hardships and affected by disasters	Yes	28,025	28,025	N/A
SIPHAMANDLA TAKE AWAYS AND GENERAL TRADING (PTY) L	Social Relief of Distress to Families suffering indue hardships and affected by disasters	Yes	23,405	23,405	N/A
GUBA'S TRADING CC	Social Relief of Distress to Families suffering indue hardships and affected by disasters	Yes	19,500	19,500	N/A
AMAHLE CONSTRUCTION	Social Relief of Distress to Families suffering indue hardships and affected by disasters	Yes	4,342	4,342	N/A
MARTHA & MARIA CONSTRUCTION & ENGINEERING	Social Relief of Distress to Families suffering indue hardships and affected by disasters	Yes	26,082	26,082	N/A
BHEKAPHI TRADING ENTERPRISE	Social Relief of Distress to Families suffering indue hardships and affected by disasters	Yes	18,354	18,354	N/A

Name of transferee	Purpose for which the funds were used	Compliance with s 38 (1) (j) of the PFMA	Amount transferred (R'000)	Amount spent by the entity	Reasons for the funds unspent by the entity
SAFRIKA CONTRACTORS CC	Social Relief of Distress to Families suffering indue hardships and affected by disasters	Yes	16,950	16,950	N/A
SIYAKHA ISIZWE TRADING ENTERPRISE 271	Social Relief of Distress to Families suffering indue hardships and affected by disasters	Yes	29,788	29,788	N/A
NONI AND KHAKHAZA TRADING ENTERPRISE	Social Relief of Distress to Families suffering indue hardships and affected by disasters	Yes	21,200	21,200	N/A
LMF TRADING ENTERPRISE	Social Relief of Distress to Families suffering indue hardships and affected by disasters	Yes	11,462	11,462	N/A
BACELI TRADING CC	Social Relief of Distress to Families suffering indue hardships and affected by disasters	Yes	18,889	18,889	N/A
FULL SWING TRADING 7 CC	Social Relief of Distress to Families suffering indue hardships and affected by disasters	Yes	29,950	29,950	N/A
MZOS TRADING & PROJECTS CC	Social Relief of Distress to Families suffering indue hardships and affected by disasters	Yes	19,417	19,417	N/A
YONELA CREATIONS AND CREATING	Social Relief of Distress to Families suffering indue hardships and affected by disasters	Yes	18,756	18,756	N/A
MOSHOESHOE TRADING	Social Relief of Distress to Families suffering indue hardships and affected by disasters	Yes	29,861	29,861	N/A
MANGCABA GENERAL TRADING CC	Social Relief of Distress to Families suffering indue hardships and affected by disasters	Yes	29,102	29,102	N/A
JUNO BEACH TRADING 8 CC	Social Relief of Distress to Families suffering indue hardships and affected by disasters	Yes	16,050	16,050	N/A
QHALELA TRADING ENTERPRISE	Social Relief of Distress to Families suffering indue hardships and affected by disasters	Yes	21,160	21,160	N/A
BRIGHT IDEA PROJECT 1644 CC	Social Relief of Distress to Families suffering indue hardships and affected by disasters	Yes	17,333	17,333	N/A
MONOLITH TRADING AND PROJECTS	Social Relief of Distress to Families suffering indue hardships and affected by disasters	Yes	9,307	9,307	N/A
IMPONDO CONSTRUCTION & PROJECTS	Social Relief of Distress to Families suffering indue hardships and affected by disasters	Yes	11,651	11,651	N/A
BRIGHT IDEA PROJECTS 1933	Social Relief of Distress to Families suffering indue hardships and affected by disasters	Yes	25,950	25,950	N/A
LIYABUSISWA JADA CATERING AND CLEANING SERVICES	Social Relief of Distress to Families suffering indue hardships and affected by disasters	Yes	15,816	15,816	N/A
NKUMEFAKU TRADING PTY LTD	Social Relief of Distress to Families suffering indue hardships and affected by disasters	Yes	23,891	23,891	N/A
MPISEKHAYA LOGISTICS & CATERING SERVICES	Social Relief of Distress to Families suffering indue hardships and affected by disasters	Yes	17,570	7,570	N/A
SENZWA CIVILS AND PROJECTS	Social Relief of Distress to Families suffering indue hardships and affected by disasters	Yes	1,865	1,865	N/A
AMAMPONDOMISE CATERERS	Social Relief of Distress to Families suffering indue hardships and affected by disasters	Yes	20,988	20,988	N/A
UYERS TRADING CC	Social Relief of Distress to Families suffering indue hardships and affected by disasters	Yes	1,999	1,999	N/A
LIKHAKA TRADING	Social Relief of Distress to Families suffering indue hardships and affected by disasters	Yes	1,545	1,545	N/A

Name of transferee	Purpose for which the funds were used	Compliance with s 38 (1) (j) of the PFMA	Amount transferred (R'000)	Amount spent by the entity	Reasons for the funds unspent by the entity
IQEGU CONSTRUCTION	Social Relief of Distress to Families suffering indue hardships and affected by disasters	Yes	2,500	2,500	N/A
NGWANESI TRADING ENTERPRISES CC	Social Relief of Distress to Families suffering indue hardships and affected by disasters	Yes	26,960	26,960	N/A
NT GUZANA T/A GUGULETHU SCHOOL WEAR	Social Relief of Distress to Families suffering indue hardships and affected by disasters	Yes	13,050	13,050	N/A
THEMBU'UBABALO TRADING	Social Relief of Distress to Families suffering indue hardships and affected by disasters	Yes	2,400	2,400	N/A
SIKABAWO TRADING ENTERPRISE CC	Social Relief of Distress to Families suffering indue hardships and affected by disasters	Yes	3,115	3,115	N/A
KUZOKHANYA TRADING AND PROJECTS	Social Relief of Distress to Families suffering indue hardships and affected by disasters	Yes	25,290	25,290	N/A
DMZ TRADING CC	Social Relief of Distress to Families suffering indue hardships and affected by disasters	Yes	24,875	24,875	N/A
NDIKHUMBULE TRADING ENTERPRISE	Social Relief of Distress to Families suffering indue hardships and affected by disasters	Yes	21,808	21,808	N/A
ALU AND SMA TRADING ENTERPRISE	Social Relief of Distress to Families suffering indue hardships and affected by disasters	Yes	1,365	1,365	N/A
DUDU ENTERPRIZI	Social Relief of Distress to Families suffering indue hardships and affected by disasters	Yes	3,671	3,671	N/A
LETHILE TRADING ENTERPRISE	Social Relief of Distress to Families suffering indue hardships and affected by disasters	Yes	29,875	29,875	N/A
SAFRI TRADE (PTY) LTD	Social Relief of Distress to Families suffering indue hardships and affected by disasters	Yes	21,760	21,760	N/A
UMTHOMBO YOUTHCARE & DEV. PROG.	Social Relief of Distress to Families suffering indue hardships and affected by disasters	Yes	26,922	26,922	N/A
ASISA TRADING	Social Relief of Distress to Families suffering indue hardships and affected by disasters	Yes	27,816	27,816	N/A
MATHOMANA TRADING ENTERPRISE	Social Relief of Distress to Families suffering indue hardships and affected by disasters	Yes	21,939	21,939	N/A
MASIQHAME TRADING 496	Social Relief of Distress to Families suffering indue hardships and affected by disasters	Yes	28,080	28,080	N/A
MTHINI CIVIL CONSTRUCTION	Social Relief of Distress to Families suffering indue hardships and affected by disasters	Yes	18,770	18,770	N/A
BIG O TRADING 1318	Social Relief of Distress to Families suffering indue hardships and affected by disasters	Yes	14,861	14,861	N/A
VALOZONE 12 CC	Social Relief of Distress to Families suffering indue hardships and affected by disasters	Yes	19,895	19,895	N/A
MASIQHAME TRADING 1117 CC	Social Relief of Distress to Families suffering indue hardships and affected by disasters	Yes	1,401	1,401	N/A
MILANAM BUSINESS DEVELOPMENTS CC	Social Relief of Distress to Families suffering indue hardships and affected by disasters	Yes	14,058	14,058	N/A
MEVA TRADING ENTERPISE	Social Relief of Distress to Families suffering indue hardships and affected by disasters	Yes	24,743	24,743	N/A
CFW TRADING ENTERPRISE CC	Social Relief of Distress to Families suffering indue hardships and affected by disasters	Yes	1,999	1,999	N/A

Name of transferee	Purpose for which the funds were used	Compliance with s 38 (1) (j) of the PFMA	Amount transferred (R'000)	Amount spent by the entity	Reasons for the funds unspent by the entity
STMT TRADING CC	Social Relief of Distress to Families suffering indue hardships and affected by disasters	Yes	26,485	26,485	N/A
KULUZE TRADING AND PROJECTS	Social Relief of Distress to Families suffering indue hardships and affected by disasters	Yes	27,324	27,324	N/A
TRIPPLE 'UZ' GENERAL TRADING	Social Relief of Distress to Families suffering indue hardships and affected by disasters	Yes	2,960	2,960	N/A
ZAMALIZWA GENERAL TRADING	Social Relief of Distress to Families suffering indue hardships and affected by disasters	Yes	12,360	12,360	N/A
TRIPPLE TWO 222 SERVICES	Social Relief of Distress to Families suffering indue hardships and affected by disasters	Yes	23,412	23,412	N/A
JIKS CATERING CLEANING AND CONSTRUCTION COOP	Social Relief of Distress to Families suffering indue hardships and affected by disasters	Yes	25,879	5,879	N/A
THE BLACK RABBIT CONSTRUCTION & PROJECTS CC	Social Relief of Distress to Families suffering indue hardships and affected by disasters	Yes	3,807	3,807	N/A
CONGOLOSE TRADING ENTERPRISE	Social Relief of Distress to Families suffering indue hardships and affected by disasters	Yes	26,242	26,242	N/A
HAMBAKAKHULU TRADING CC	Social Relief of Distress to Families suffering indue hardships and affected by disasters	Yes	24,210	24,210	N/A
INXANXADI TRADING ENTERPRISE	Social Relief of Distress to Families suffering indue hardships and affected by disasters	Yes	25,704	25,704	N/A
TUMEKA CATERING & PROJECTS	Social Relief of Distress to Families suffering indue hardships and affected by disasters	Yes	25,272	25,272	N/A
SIBO LOGIX GENERAL TRADING	Social Relief of Distress to Families suffering indue hardships and affected by disasters	Yes	26,824	26,824	N/A
INGCOBO TRADING AND PROJECTS	Social Relief of Distress to Families suffering indue hardships and affected by disasters	Yes	24,906	24,906	N/A
EURO BLITZ 1182 CC	Social Relief of Distress to Families suffering indue hardships and affected by disasters	Yes	4,585	4,585	N/A
AMABHAYI SUPPLIERS AND PROJECT	Social Relief of Distress to Families suffering indue hardships and affected by disasters	Yes	2,899	2,899	N/A
HOMING TRADING	Social Relief of Distress to Families suffering indue hardships and affected by disasters	Yes	6,840	6,840	N/A
SERVIMODE 60 CC	Social Relief of Distress to Families suffering indue hardships and affected by disasters	Yes	1,600	1,600	N/A
ASIKHULISILE TRADING	Social Relief of Distress to Families suffering indue hardships and affected by disasters	Yes	1,500	1,500	N/A
K2011137955(SOUTH AFRICA) (PTY) LTD T/A MAHLUBINI	Social Relief of Distress to Families suffering indue hardships and affected by disasters	Yes	9,468	9,468	N/A
LUNATHUXOLO TRADING (PTY) LTD	Social Relief of Distress to Families suffering indue hardships and affected by disasters	Yes	5,250	5,250	N/A
EXOTIC HALAAL CATERERS AND SUPPLIERS	Social Relief of Distress to Families suffering indue hardships and affected by disasters	Yes	1,200	1,200	N/A
EXOTIC HALAAL CATERERS AND SUPPLIERS	Social Relief of Distress to Families suffering indue hardships and affected by disasters	Yes	7,800	7,800	N/A
KWA FAKU TRADING CC	Social Relief of Distress to Families suffering indue hardships and affected by disasters	Yes	22,950	22,950	N/A

Name of transferee	Purpose for which the funds were used	Compliance with s 38 (1) (j) of the PFMA	Amount transferred (R'000)	Amount spent by the entity	Reasons for the funds unspent by the entity
K2011137955(SOUTH AFRICA) (PTY) LTD T/A MAHLUBINI	Social Relief of Distress to Families suffering indue hardships and affected by disasters	Yes	16,783	16,783	N/A
SOPHOLA GENERAL TRADING	Social Relief of Distress to Families suffering indue hardships and affected by disasters	Yes	21,640	21,640	N/A
IBHONGO LAM GENERAL TRADING CC	Social Relief of Distress to Families suffering indue hardships and affected by disasters	Yes	20,995	20,995	N/A
LUKH UGCOBO TRADING ENTERPRISE	Social Relief of Distress to Families suffering indue hardships and affected by disasters	Yes	22,672	22,672	N/A
NDZONDZOBILA TRADING	Social Relief of Distress to Families suffering indue hardships and affected by disasters	Yes	5,475	45,475	N/A
ANDPO INVESTMENTS	Social Relief of Distress to Families suffering indue hardships and affected by disasters	Yes	4,560	44,560	N/A
ZAMANTLANE CONSTRUCTION & CLEANING	Social Relief of Distress to Families suffering indue hardships and affected by disasters	Yes	22,019	422,019	N/A
ONO WASE AFRICA TRADING	Social Relief of Distress to Families suffering indue hardships and affected by disasters	Yes	21,156	421,156	N/A
NTRIZA S TRADING CC T/A NTRIZAA	Social Relief of Distress to Families suffering indue hardships and affected by disasters	Yes	21,577	421,577	N/A
BUBUNCWANE TRADING	Social Relief of Distress to Families suffering indue hardships and affected by disasters	Yes	21,229	421,229	N/A
MPLUZA TRADING	Social Relief of Distress to Families suffering indue hardships and affected by disasters	Yes	22,334	422,334	N/A
EGOQONI TRADING ENTERPRISE	Social Relief of Distress to Families suffering indue hardships and affected by disasters	Yes	8,032	48,032	N/A
NONI AND KHAKHAZA TRADING ENTERPRISE	Social Relief of Distress to Families suffering indue hardships and affected by disasters	Yes	16,324	416,324	N/A
LUNANA TRADING ENTERPRISE	Social Relief of Distress to Families suffering indue hardships and affected by disasters	Yes	20,117	420,117	N/A
BREAK EVEN 1388 CC	Social Relief of Distress to Families suffering indue hardships and affected by disasters	Yes	23,850	23,850	N/A
NCANCATSHE TRADING CC	Social Relief of Distress to Families suffering indue hardships and affected by disasters	Yes	28,220	28,220	N/A
LUPELO TRADING CC	Social Relief of Distress to Families suffering indue hardships and affected by disasters	Yes	29,040	29,040	N/A
LUFEZO TRADING CC	Social Relief of Distress to Families suffering indue hardships and affected by disasters	Yes	28,957	28,957	N/A
SAFRIKA CONTRACTORS CC	Social Relief of Distress to Families suffering indue hardships and affected by disasters	Yes	23,010	23,010	N/A
NJILONJILO TRADING ENTERPRISE	Social Relief of Distress to Families suffering indue hardships and affected by disasters	Yes	20,107	20,107	N/A
DAINO TRADING ENTERPRISE	Social Relief of Distress to Families suffering indue hardships and affected by disasters	Yes	7,590	7,590	N/A
VUMANI NANI TRADING ENTERPRISE	Social Relief of Distress to Families suffering indue hardships and affected by disasters	Yes	21,780	21,780	N/A
SDT TRADING CC	Social Relief of Distress to Families suffering indue hardships and affected by disasters	Yes	21,795	21,795	N/A

Name of transferee	Purpose for which the funds were used	Compliance with s 38 (1) (j) of the PFMA	Amount transferred (R'000)	Amount spent by the entity	Reasons for the funds unspent by the entity
VIVELA TRADING PTY LTD	Social Relief of Distress to Families suffering indue hardships and affected by disasters	Yes	20,505	20,505	N/A
NKCU-NKCU TRADING ENTERPRISE	Social Relief of Distress to Families suffering indue hardships and affected by disasters	Yes	26,085	26,085	N/A
PHELOSHE TRADING CC	Social Relief of Distress to Families suffering indue hardships and affected by disasters	Yes	21,285	21,285	N/A
DIDI-JAVA TRADING ENTERPRISE	Social Relief of Distress to Families suffering indue hardships and affected by disasters	Yes	19,763	19,763	N/A
BUKIE AND MABUKS TRADING ENTERPRISE	Social Relief of Distress to Families suffering indue hardships and affected by disasters	Yes	13,949	13,949	N/A
LETHILE TRADING ENTERPRISE	Social Relief of Distress to Families suffering indue hardships and affected by disasters	Yes	19,140	19,140	N/A
TAKE NOTE TRADING 190 CC	Social Relief of Distress to Families suffering indue hardships and affected by disasters	Yes	17,620	17,620	N/A
YONZ GENERAL TRADING	Social Relief of Distress to Families suffering indue hardships and affected by disasters	Yes	25,080	25,080	N/A
VUK'SEBENZE TRADING ENTERPRISE	Social Relief of Distress to Families suffering indue hardships and affected by disasters	Yes	28,992	28,992	N/A
KALITHAS TRADING (PTY) LTD	Social Relief of Distress to Families suffering indue hardships and affected by disasters	Yes	6,500	6,500	N/A
AMABHELE TRADING ENTERPRISE	Social Relief of Distress to Families suffering indue hardships and affected by disasters	Yes	20,800	20,800	N/A
ZOQOQOSHO TRADING ENTERPRISE	Social Relief of Distress to Families suffering indue hardships and affected by disasters	Yes	19,215	19,215	N/A
BREAKF TRADING ENTERPRISE	Social Relief of Distress to Families suffering indue hardships and affected by disasters	Yes	21,415	21,415	N/A
AVL EVENTS MANAGEMENT AND TRADING CC	Social Relief of Distress to Families suffering indue hardships and affected by disasters	Yes	14,688	14,688	N/A
IZIMPONDO TRADING	Social Relief of Distress to Families suffering indue hardships and affected by disasters	Yes	21,690	21,690	N/A
JAMIES TRANSPORT AND CONSTRUCTION	Social Relief of Distress to Families suffering indue hardships and affected by disasters	Yes	29,760	29,760	N/A
YOLO CONSTRUCTION AND PROJECTS	Social Relief of Distress to Families suffering indue hardships and affected by disasters	Yes	10,842	10,842	N/A
EARLY MOON TRADING 371 CC	Social Relief of Distress to Families suffering indue hardships and affected by disasters	Yes	19,725	19,725	N/A
CALVIN AND MAJOR TRADING AND SERVICES CC	Social Relief of Distress to Families suffering indue hardships and affected by disasters	Yes	5,820	5,820	N/A
AMILA TRADING CC	Social Relief of Distress to Families suffering indue hardships and affected by disasters	Yes	24,600	24,600	N/A
TASIW ENTERPRISES	Social Relief of Distress to Families suffering indue hardships and affected by disasters	Yes	28,427	28,427	N/A
SOPHOLA GENERAL TRADING	Social Relief of Distress to Families suffering indue hardships and affected by disasters	Yes	26,264	26,264	N/A
CEBUKHLE GENERAL CONSTRUCTION	Social Relief of Distress to Families suffering indue hardships and affected by disasters	Yes	23,478	23,478	N/A

Name of transferee	Purpose for which the funds were used	Compliance with s 38 (1) (j) of the PFMA	Amount transferred (R'000)	Amount spent by the entity	Reasons for the funds unspent by the entity
SINCEDA ULUNTU CLEANING SERVICES CC	Social Relief of Distress to Families suffering indue hardships and affected by disasters	Yes	19,600	19,600	N/A
ZAWELA TRADING ENTERPRISE CC	Social Relief of Distress to Families suffering indue hardships and affected by disasters	Yes	9,468	9,468	N/A
LMF TRADING ENTERPRISE	Social Relief of Distress to Families suffering indue hardships and affected by disasters	Yes	8,443	8,443	N/A
SOVUYISO SEWING PRIMARY CO-OPERATIVE	Social Relief of Distress to Families suffering indue hardships and affected by disasters	Yes	23,800	23,800	N/A
MONAFIELD	Social Relief of Distress to Families suffering indue hardships and affected by disasters	Yes	9,500	9,500	N/A
OKUHLE KODWA CATERERS AND DECORATES	Social Relief of Distress to Families suffering indue hardships and affected by disasters	Yes	27,823	27,823	N/A
SIYAPHLUMA MASUKWINI TRADING CC	Social Relief of Distress to Families suffering indue hardships and affected by disasters	Yes	18,641	18,641	N/A
TAWALA TRADING CC	Social Relief of Distress to Families suffering indue hardships and affected by disasters	Yes	16,095	16,095	N/A
SOVUYISO SEWING PRIMARY CO-OPERATIVE	Social Relief of Distress to Families suffering indue hardships and affected by disasters	Yes	22,030	22,030	N/A
GUBA'S TRADING CC	Social Relief of Distress to Families suffering indue hardships and affected by disasters	Yes	11,336	11,336	N/A
SHALUZA CATERING & HIRING SERVICES	Social Relief of Distress to Families suffering indue hardships and affected by disasters	Yes	12,432	12,432	N/A
KUZOKHANYA TRADING AND PROJECTS	Social Relief of Distress to Families suffering indue hardships and affected by disasters	Yes	10,201	10,201	N/A
DLODLELA TRADING	Social Relief of Distress to Families suffering indue hardships and affected by disasters	Yes	1,700	1,700	N/A
MAJOLAKAZI TRADING ENTERPRISE	Social Relief of Distress to Families suffering indue hardships and affected by disasters	Yes	20,640	20,640	N/A
AFIDI GENERAL TRADING	Social Relief of Distress to Families suffering indue hardships and affected by disasters	Yes	19,565	19,565	N/A
MY-D CONSULTING	Social Relief of Distress to Families suffering indue hardships and affected by disasters	Yes	17,975	17,975	N/A
CALVIN AND MAJOR TRADING AND SERVICES CC	Social Relief of Distress to Families suffering indue hardships and affected by disasters	Yes	15,093	15,093	N/A
SIKHUSTA TRADING CC	Social Relief of Distress to Families suffering indue hardships and affected by disasters	Yes	15,760	15,760	N/A
YOLWAM TRADING AND PROJECTS	Social Relief of Distress to Families suffering indue hardships and affected by disasters	Yes	20,525	20,525	N/A
SILVER OAKS GUEST FARM CC	Social Relief of Distress to Families suffering indue hardships and affected by disasters	Yes	24,950	24,950	N/A
EXTRA DIMENSIONS 1341	Social Relief of Distress to Families suffering indue hardships and affected by disasters	Yes	28,550	28,550	N/A
LADY OF THE WATERS 113	Social Relief of Distress to Families suffering indue hardships and affected by disasters	Yes	24,583	24,583	N/A
STRUGGLING TRADING (PTY) LTD	Social Relief of Distress to Families suffering indue hardships and affected by disasters	Yes	10,610	10,610	N/A

Name of transferee	Purpose for which the funds were used	Compliance with s 38 (1) (j) of the PFMA	Amount transferred (R'000)	Amount spent by the entity	Reasons for the funds unspent by the entity
NOBONKE TRADING ENTERPRISE	Social Relief of Distress to Families suffering indue hardships and affected by disasters	Yes	21,314	21,314	N/A
SILIMEMPUMA TRADING ENTERPRISE	Social Relief of Distress to Families suffering indue hardships and affected by disasters	Yes	18,500	18,500	N/A
EZIKO FOOD SERVICES	Social Relief of Distress to Families suffering indue hardships and affected by disasters	Yes	18,195	18,195	N/A
BC TINDLENI T/A LIYAKHANYA TRADING	Social Relief of Distress to Families suffering indue hardships and affected by disasters	Yes	24,600	24,600	N/A
BOGIE TRADING	Social Relief of Distress to Families suffering indue hardships and affected by disasters	Yes	22,666	22,666	N/A
LIKHWILISO TRADING	Social Relief of Distress to Families suffering indue hardships and affected by disasters	Yes	25,879	25,879	N/A
MEVA TRADING ENTERPRISE	Social Relief of Distress to Families suffering indue hardships and affected by disasters	Yes	28,969	28,969	N/A
MOTHO KE WENA TRADING AND HIRING	Social Relief of Distress to Families suffering indue hardships and affected by disasters	Yes	20,850	20,850	N/A
MANTUSI TRADING	Social Relief of Distress to Families suffering indue hardships and affected by disasters	Yes	29,960	29,960	N/A
SIBONISENG CONSTRUCTION AND PROJECTS 88	Social Relief of Distress to Families suffering indue hardships and affected by disasters	Yes	28,745	28,745	N/A
ONE DEY TRADING CC	Social Relief of Distress to Families suffering indue hardships and affected by disasters	Yes	27,504	27,504	N/A
SINELITA LETHU CATERING & PROJECTS CC	Social Relief of Distress to Families suffering indue hardships and affected by disasters	Yes	12,898	12,898	N/A
QOBOKA TRADING	Social Relief of Distress to Families suffering indue hardships and affected by disasters	Yes	29,844	29,844	N/A
EMIHLE CONSTRUCTION	Social Relief of Distress to Families suffering indue hardships and affected by disasters	Yes	29,500	29,500	N/A
CINDY FISHERIES & CATERING SERVICES CC	Social Relief of Distress to Families suffering indue hardships and affected by disasters	Yes	28,469	28,469	N/A
CAPE TROTTERS TRADING	Social Relief of Distress to Families suffering indue hardships and affected by disasters	Yes	20,195	20,195	N/A
COMPUMODI AGENCIES CC	Social Relief of Distress to Families suffering indue hardships and affected by disasters	Yes	28,790	28,790	N/A
LILANGA CATERING AND CONSTRUCTION	Social Relief of Distress to Families suffering indue hardships and affected by disasters	Yes	22,705	22,705	N/A
NGOBO TRADING ENTERPRIZE CC	Social Relief of Distress to Families suffering indue hardships and affected by disasters	Yes	26,200	26,200	N/A
ZIZI & DAUGHTERS TRADING CC	Social Relief of Distress to Families suffering indue hardships and affected by disasters	Yes	26,761	26,761	N/A
PURE STORM TRADING 9	Social Relief of Distress to Families suffering indue hardships and affected by disasters	Yes	26,192	26,192	N/A
LIVENI CONSTRUCTION AND PROJECTS	Social Relief of Distress to Families suffering indue hardships and affected by disasters	Yes	29,467	29,467	N/A
OUPA JACK T/A OUPA JACK GENERAL TRADING	Social Relief of Distress to Families suffering indue hardships and affected by disasters	Yes	16,634	16,634	N/A

Name of transferee	Purpose for which the funds were used	Compliance with s 38 (1) (j) of the PFMA	Amount transferred (R'000)	Amount spent by the entity	Reasons for the funds unspent by the entity
MXAMISE GENERAL TRADING	Social Relief of Distress to Families suffering indue hardships and affected by disasters	Yes	29,369	29,369	N/A
WEZI GQIZA CATERER	Social Relief of Distress to Families suffering indue hardships and affected by disasters	Yes	21,297	21,297	N/A
UBUNYE NGAMANDLATRADING ENTERPRISE	Social Relief of Distress to Families suffering indue hardships and affected by disasters	Yes	19,129	19,129	N/A
KAMLABATHEKI TRADING ENTERPRISE	Social Relief of Distress to Families suffering indue hardships and affected by disasters	Yes	12,124	12,124	N/A
PANDULWAZI TRAINING CENTRE CC	Social Relief of Distress to Families suffering indue hardships and affected by disasters	Yes	28,895	28,895	N/A
LLZ TRADING ENTERPRISE	Social Relief of Distress to Families suffering indue hardships and affected by disasters	Yes	29,780	29,780	N/A
SUPPERS CONSTRUCTION CC	Social Relief of Distress to Families suffering indue hardships and affected by disasters	Yes	29,080	29,080	N/A
BULLIES TRADING SERVICES	Social Relief of Distress to Families suffering indue hardships and affected by disasters	Yes	28,623	28,623	N/A
PHILISWA R MPOFANA TRADING	Social Relief of Distress to Families suffering indue hardships and affected by disasters	Yes	19,460	19,460	N/A
GUGWINI WOMEN'S EMPOWERMENT CLUB	Social Relief of Distress to Families suffering indue hardships and affected by disasters	Yes	18,790	18,790	N/A
SONGEWAYI TONI PTY LTD	Social Relief of Distress to Families suffering indue hardships and affected by disasters	Yes	10,382	10,382	N/A
ZPG TRADING	Social Relief of Distress to Families suffering indue hardships and affected by disasters	Yes	12,583	12,583	N/A
HLAFETILE TRADING	Social Relief of Distress to Families suffering indue hardships and affected by disasters	Yes	28,360	28,360	N/A
ZAMAMPEHLEGENERAL TRADING CC	Social Relief of Distress to Families suffering indue hardships and affected by disasters	Yes	29,336	29,336	N/A
NTF TENT HIRE	Social Relief of Distress to Families suffering indue hardships and affected by disasters	Yes	29,960	29,960	N/A
HAMBILIZWE TRADING ENTERPRISE	Social Relief of Distress to Families suffering indue hardships and affected by disasters	Yes	23,320	23,320	N/A
EASYWAY TRAINING CENTRE	Social Relief of Distress to Families suffering indue hardships and affected by disasters	Yes	20,600	20,600	N/A
P.S NCAM TOURS	Social Relief of Distress to Families suffering indue hardships and affected by disasters	Yes	20,205	20,205	N/A
EVILOX 486	Social Relief of Distress to Families suffering indue hardships and affected by disasters	Yes	21,079	21,079	N/A
PRIMIKE GENERAL TRADING	Social Relief of Distress to Families suffering indue hardships and affected by disasters	Yes	24,000	24,000	N/A
NPZ PRIDE CC	Social Relief of Distress to Families suffering indue hardships and affected by disasters	Yes	29,000	29,000	N/A
QALINGE'S SUNRISE TRADING	Social Relief of Distress to Families suffering indue hardships and affected by disasters	Yes	22,630	22,630	N/A
BASIEA TRADING 861	Social Relief of Distress to Families suffering indue hardships and affected by disasters	Yes	21,015	21,015	N/A

Name of transferee	Purpose for which the funds were used	Compliance with s 38 (1) (j) of the PFMA	Amount transferred (R'000)	Amount spent by the entity	Reasons for the funds unspent by the entity
PUTIPETU RETICULATIONS TRADING CC T/A VUVU TRAVEL	Social Relief of Distress to Families suffering indue hardships and affected by disasters	Yes	22,959	22,959	N/A
LVB CONSULTING CC	Social Relief of Distress to Families suffering indue hardships and affected by disasters	Yes	25,508	25,508	N/A
MILANAM BUSINESS DEVELOPMENTS CC	Social Relief of Distress to Families suffering indue hardships and affected by disasters	Yes	28,694	28,694	N/A
DLAMBULO'S PRIDE TRADING CC	Social Relief of Distress to Families suffering indue hardships and affected by disasters	Yes	9,054	9,054	N/A
NOKWAKHA CATERERS	Social Relief of Distress to Families suffering indue hardships and affected by disasters	Yes	19,740	19,740	N/A
MAGWALA KANDLANZI TRADING CC	Social Relief of Distress to Families suffering indue hardships and affected by disasters	Yes	28,818	28,818	N/A
MIGHTY CONQUEROR TRADING AND CONSTRUCTION	Social Relief of Distress to Families suffering indue hardships and affected by disasters	Yes	6,029	6,029	N/A
MASIQHAME TRADING 496	Social Relief of Distress to Families suffering indue hardships and affected by disasters	Yes	29,900	29,900	N/A
ALDERWOOD TRADING 5	Social Relief of Distress to Families suffering indue hardships and affected by disasters	Yes	15,948	15,948	N/A
IMFOBE TRADING	Social Relief of Distress to Families suffering indue hardships and affected by disasters	Yes	22,894	22,894	N/A
SIYAZIQHENYA CLEANING AND EVENT	Social Relief of Distress to Families suffering indue hardships and affected by disasters	Yes	20,936	20,936	N/A
MLN2 TRADING ENTERPRISE	Social Relief of Distress to Families suffering indue hardships and affected by disasters	Yes	17,488	17,488	N/A
MAMPEMVU TRADING ENTERPRISE	Social Relief of Distress to Families suffering indue hardships and affected by disasters	Yes	20,475	20,475	N/A
THEMA CONCEPTS	Social Relief of Distress to Families suffering indue hardships and affected by disasters	Yes	29,516	29,516	N/A
MAVERICK TRADING 560 CC	Social Relief of Distress to Families suffering indue hardships and affected by disasters	Yes	28,295	28,295	N/A
BAR OF GOLD TRADING 4 CC T/A NOLUKHAYA CONSTRCTIO	Social Relief of Distress to Families suffering indue hardships and affected by disasters	Yes	28,148	28,148	N/A
ZIBA AND CATALA TRADING CC	Social Relief of Distress to Families suffering indue hardships and affected by disasters	Yes	18,305	18,305	N/A
SOVUYISO SEWING PRIMARY CO-OPERATIVE	Social Relief of Distress to Families suffering indue hardships and affected by disasters	Yes	24,960	24,960	N/A
SOVUYISO SEWING PRIMARY CO-OPERATIVE	Social Relief of Distress to Families suffering indue hardships and affected by disasters	Yes	18,050	18,050	N/A
SOVUYISO SEWING PRIMARY CO-OPERATIVE	Social Relief of Distress to Families suffering indue hardships and affected by disasters	Yes	28,390	28,390	N/A
AVENATHI AND SOSO TRADING	Social Relief of Distress to Families suffering indue hardships and affected by disasters	Yes	16,670	16,670	N/A
LAA TRACKING CC	Social Relief of Distress to Families suffering indue hardships and affected by disasters	Yes	14,600	14,600	N/A
UNIVERSITY OF PORT ELIZABETH	Social Relief of Distress to Families suffering indue hardships and affected by disasters	Yes	43,499	43,499	N/A

Name of transferee	Purpose for which the funds were used	Compliance with s 38 (1) (j) of the PFMA	Amount transferred (R'000)	Amount spent by the entity	Reasons for the funds unspent by the entity
BAANETSE TRADING CC	Social Relief of Distress to Families suffering indue hardships and affected by disasters	Yes	26,325	26,325	N/A
SOKO PRIDE CATERING SERVICES CC	Social Relief of Distress to Families suffering indue hardships and affected by disasters	Yes	28,789	28,789	N/A
LOLWETHU CONSTRUCTION AND PROJECTS	Social Relief of Distress to Families suffering indue hardships and affected by disasters	Yes	20,800	20,800	N/A
NEW INDEX CONSTRUCTION AND SERVICES CC	Social Relief of Distress to Families suffering indue hardships and affected by disasters	Yes	26,020	26,020	N/A
SALMAN D CATERING AND CLEANING SERVICES	Social Relief of Distress to Families suffering indue hardships and affected by disasters	Yes	22,185	22,185	N/A
PRILO TRADING ENTERPRISE	Social Relief of Distress to Families suffering indue hardships and affected by disasters	Yes	27,005	27,005	N/A
IMPUNDE TRADING ENTERPRISE	Social Relief of Distress to Families suffering indue hardships and affected by disasters	Yes	27,440	27,440	N/A
SONANDI TRADING CC	Social Relief of Distress to Families suffering indue hardships and affected by disasters	Yes	29,124	29,124	N/A
ALVOSTYLE	Social Relief of Distress to Families suffering indue hardships and affected by disasters	Yes	28,000	28,000	N/A
OM MUNGA T/A BARAKAH FACTORY SHOP	Social Relief of Distress to Families suffering indue hardships and affected by disasters	Yes	24,460	24,460	N/A
MTSHAKAZA BROTHERS BUILDING CONTRACTORS	Social Relief of Distress to Families suffering indue hardships and affected by disasters	Yes	20,280	20,280	N/A
NDZONDZOBILA TRADING	Social Relief of Distress to Families suffering indue hardships and affected by disasters	Yes	21,000	21,000	N/A
BANDISELE TRADING	Social Relief of Distress to Families suffering indue hardships and affected by disasters	Yes	16,800	16,800	N/A
GUBA'S TRADING CC	Social Relief of Distress to Families suffering indue hardships and affected by disasters	Yes	16,604	16,604	N/A
LUNATHUXOLO TRADING (PTY) LTD	Social Relief of Distress to Families suffering indue hardships and affected by disasters	Yes	14,650	14,650	N/A
LYLASYNC (PTY) LTD	Social Relief of Distress to Families suffering indue hardships and affected by disasters	Yes	28,750	28,750	N/A
LYLASYNC (PTY) LTD	Social Relief of Distress to Families suffering indue hardships and affected by disasters	Yes	28,750	28,750	N/A
NDZONDZOBILA TRADING	Social Relief of Distress to Families suffering indue hardships and affected by disasters	Yes	22,260	22,260	N/A
IMBOLA TRADING CC	Social Relief of Distress to Families suffering indue hardships and affected by disasters	Yes	18,980	18,980	N/A
ATHOBE MULTI TRADERS	Social Relief of Distress to Families suffering indue hardships and affected by disasters	Yes	28,605	28,605	N/A
LIKHAKA TRADING	Social Relief of Distress to Families suffering indue hardships and affected by disasters	Yes	1,722	1,722	N/A
LWANDLE AND DUMA CONSTRUCTION AND TRADING	Social Relief of Distress to Families suffering indue hardships and affected by disasters	Yes	26,559	26,559	N/A
BAKS TRADING ENTERPRISE CC	Social Relief of Distress to Families suffering indue hardships and affected by disasters	Yes	29,976	29,976	N/A

Name of transferee	Purpose for which the funds were used	Compliance with s 38 (1) (j) of the PFMA	Amount transferred (R'000)	Amount spent by the entity	Reasons for the funds unspent by the entity
BLADES PLACE TRADING ENTERPRISE	Social Relief of Distress to Families suffering indue hardships and affected by disasters	Yes	14,649	14,649	N/A
ALVOSTYLE	Social Relief of Distress to Families suffering indue hardships and affected by disasters	Yes	29,130	29,130	N/A
ASIKHULISILE TRADING	Social Relief of Distress to Families suffering indue hardships and affected by disasters	Yes	14,725	14,725	N/A
SIPHAMANDLA TAKE AWAYS AND GENERAL TRADING (PTY) L	Social Relief of Distress to Families suffering indue hardships and affected by disasters	Yes	14,525	14,525	N/A
GRAND TOTAL			10,408,119	9,571,179	

SUB-PROGRAMME 2.10 CARE AND SUPPORT SERVICES TO FAMILIES

Name of transferee	Purpose for which the funds were used	Compliance with s 38 (1) (j) of the PFMA	Amount transferred (R'000)	Amount spent by the entity	Reasons for the funds unspent by the entity
P.E CHILDLINE FAMILY PRESERVATION	PRESERVATION OF FAMILIES	Yes	100,000	59,411	Late submission of Progress Report.
MALUTI FAMILY PRESERVATION	PRESERVATION OF FAMILIES	Yes	100,000	87,130	
MVALWENI FAMILY PRESERVATION	PRESERVATION OF FAMILIES	Yes	100,000	92,312	Late submission of Progress Report.
NGCOBO FAMILY PRESERVATION	PRESERVATION OF FAMILIES	Yes	100,000	95,629	Funds retained for auditors and stipends
ELUNYAWENI FAMILY PRESERVATION	PRESERVATION OF FAMILIES	Yes	100,000	71,750	Funds retained for auditors and stipends
UNTLALONTLE FAMILY PRESERVATION	PRESERVATION OF FAMILIES	Yes	100,000	91,012	Funds retained for auditors and stipends
MQANDULI FAMILY PRESERVATION	PRESERVATION OF FAMILIES	Yes	100,000	89,730	1 Caregiver to be replaced
DOTI FAMILY PRESERVATION PROJECT	PRESERVATION OF FAMILIES	Yes	100,000	99,826	Funds retained for auditors
ELLIOTDALE FAMILY PRESERVATION	PRESERVATION OF FAMILIES	Yes	100,000	92,712	Funds retained for auditors and stipends
SIYAZAMA FAMILY PRESERVATION	PRESERVATION OF FAMILIES	Yes	100,000	98,629	Funds retained for auditors
NGQAMAKHWE FAMILY PRESERVATION	PRESERVATION OF FAMILIES	Yes	100,000	96,830	Funds retained for auditors
BAVIAANS FAMILY PRESERVATION	PRESERVATION OF FAMILIES	Yes	100,000	99,748	Funds retained for auditors
CAMDEBOO FAMILY PRESERVATION	PRESERVATION OF FAMILIES	Yes	100,000	98,758	Funds retained for auditors
BLUE CRANE FAMILY PRESERVATION	PRESERVATION OF FAMILIES	Yes	100,000	97,913	Funds retained for auditors
UBUMBANO COMMUNITY DEVELOPMENT PROJECT	FAMILY ENRICHMENT PROGRAMS	Yes	175,000	164,320	Late submission of Progress Report.
MALUTI FAMILY RESOURCE CENTRE	FAMILY ENRICHMENT PROGRAMS	Yes	165,000	149,410	Funds retained for auditors and stipends
FORT-BEAUFORT COMMUNITY CARE CENTRE FAMILY RESOURCE CENTRE	FAMILY ENRICHMENT PROGRAMS	Yes	150,000	89,367	Late submission of Progress Report.

Name of transferee	Purpose for which the funds were used	Compliance with s 38 (1) (j) of the PFMA	Amount transferred (R'000)	Amount spent by the entity	Reasons for the funds unspent by the entity
IMIZAMO EMIHLE FAMILY RESOURCE CENTRE	FAMILY ENRICHMENT PROGRAMS	Yes	100,000	75,356	Late submission of Progress Report.
CEBOLESIZWE FAMILY RESOURCE CENTRE	FAMILY ENRICHMENT PROGRAMS	Yes	150,000	101,000	Late submission of Progress Report.
STEYNSBURG FAMILY RESOURCE CENTRE	FAMILY ENRICHMENT PROGRAMS	Yes	175,000	159,410	Funds retained for auditors and stipends
PEDDIE FAMILY RESOURCE CENTRE	FAMILY ENRICHMENT PROGRAMS	Yes	166,000	143,650	Late submission of Progress Report.
LUSIKISIKI FAMILY RESOURCE CENTRE	FAMILY ENRICHMENT PROGRAMS	Yes	150,000	95,733	Late submission of Progress Report.
LUBALA FAMILY RESOURCE CENTRE	FAMILY ENRICHMENT PROGRAMS	Yes	150,000	100,311	Late submission of Progress Report.
INDWE FAMILY RESOURCE CENTRE	FAMILY ENRICHMENT PROGRAMS	Yes	150,000	123,301	Late submission of Progress Report.
T SOMO WOMEN SUPPORT CENTRE	FAMILY ENRICHMENT PROGRAMS	Yes	150,000	73,651	Late submission of Progress Report.
CRADOCK FAMILY RESOURCE CENTRE	FAMILY ENRICHMENT PROGRAMS	Yes	175,000	171,433	Funds retained for auditors and stipends
CHAGUBA FAMILY RESOURCE CENTRE	FAMILY ENRICHMENT PROGRAMS	Yes	150,000	139,350	Late submission of Progress Report.
CELE FAMILY RESOURCE CENTRE	FAMILY ENRICHMENT PROGRAMS	Yes	200,000	187,451	Late submission of Progress Report.
THIXOVAYO FAMILY RESOURCE CENTRE	FAMILY ENRICHMENT PROGRAMS	Yes	191,000	150,271	Funds retained for auditors
PHUHLA MZAL'OYEDWA SINGLE PARENTS ASSOCIATION	SINGLE PARENTS FAMILIES	Yes	193,963	193,963	N/A
MT.FLETCHER SINGLE PARENTS ASSOCIATION	SINGLE PARENTS FAMILIES	Yes	150,000	150,000	N/A
NYANDENI SINGLE PARENTS ASSOCIATION	SINGLE PARENTS FAMILIES	Yes	193,963	182,127	Funds retained for auditors
SAKHASONKE SINGLE PARENTS ASSOCIATION	SINGLE PARENTS FAMILIES	Yes	120,000	62,961	Late submission of Progress Report.
MDANTSANE SINGLE PARENTS ASSOCIATION	SINGLE PARENTS FAMILIES	Yes	200,000	174,715	Late submission of Progress Report.
MASIPHUTHANE SINGLE PARENTS ASSOCIATION	SINGLE PARENTS FAMILIES	Yes	150,000	60,374	Funds retained for Capacity Building
PORT ALFRED SINGLE PARENTS ASSOCIATION	SINGLE PARENTS FAMILIES	Yes	120,000	NO	Late submission of Progress Report.
GRAAF-REINETT SINGLE PARENTS ASSOCIATION	SINGLE PARENTS FAMILIES	Yes	160,000	97,377	Late submission of Progress Report.
MT FRERE SINGLE PARENTS ASSOCIATION	SINGLE PARENTS FAMILIES	Yes	138,774	126,439	Late submission of Progress Report.
FAMSA GRAHAMSTOWN	SUBSIDY FOR SOCIAL WORK POSTS	Yes	294 775	294,775	N/A
FAMSA STURTTHERHEIM	SUBSIDY FOR SOCIAL WORK POSTS	Yes	503 175	503,175	N/A
FAMSA PORT ELIZABETH	SUBSIDY FOR SOCIAL WORK POSTS	Yes	1 220 175	1,187, 049.00	Vacant Social Work Posts
FAMSA EAST	SUBSIDY FOR SOCIAL	Yes	503 175	503,175	N/A

Name of transferee	Purpose for which the funds were used	Compliance with s 38 (1) (j) of the PFMA	Amount transferred (R'000)	Amount spent by the entity	Reasons for the funds unspent by the entity
LONDON	WORK POSTS				
GRAND TOTAL			5,223,699	5,544,485	

PROGRAMME 3: TRANSFER PAYMENTS

SUB-PROGRAMME 3.2 YOUTH DEVELOPMENT

Name of transferee	Purpose for which the funds were used	Compliance with s 38 (1) (j) of the PFMA	Amount transferred (R'000)	Amount spent by the entity	Reasons for the funds unspent by the entity
Jamestown Soya Processors	Soya Processing	The project has maintained effective, efficient and transparent internal procurement system.	R 750 000	R0.00 (R 563 866.94 spent on previous financial year funds)	Project expenditure was delayed by the approval of the building plans by the Local Municipality and installation of 3 phase electricity by Eskom. This has further delayed expenditure on the operations of the project.
Venterstad Community Fishery	Fishery project	The project has maintained effective, efficient and transparent internal procurement system.	R 496 000	R 114 211.97	Project expenditure is stalled by delays in the approval of the fishing permit by the responsible institutions
Bambanani Youth Bakery Project	Bakery Project	The project has maintained effective, efficient and transparent internal procurement system.	R419 250	R83 5117.90	Expenditure in the project was delayed by the delays in the assessment of the project site by the municipality. The site has since been approved and the funds will be utilised to build the structure and for other operations of the project.
Malibongwe Youth Project	Poultry	The project has maintained effective, efficient and transparent internal procurement system.	R200 000	R104 184.32	The remaining amount is for project operational costs e.g. chicks, feed, medicines and transport. The remaining funds will also be utilised for after care funding.
Rise and Shine	Bakery & Youth Centre	The project has maintained effective, efficient and transparent internal procurement system.	R763 200	R204 140	Project expenditure was delayed by the installation of 3 phase electricity by Eskom. This has further delayed expenditure on the operations of the project.
Sinothando Project	Sewing	The project has maintained effective, efficient and transparent internal procurement system.	R500 000.00	R381 259.00	The project has limited storage which has delayed expenditure on production material.
Khuphuka Bakery Project	Bakery	The project has maintained effective, efficient and transparent internal procurement system.	R249 000.00	R185 505.00	The remaining amount is for project training, after care funding and operational material.
Sinako Youth Project	Carpentry	The project has maintained effective, efficient and transparent internal procurement system.	R170 250.00	R103 205.00	The project has purchased the machinery and the payment will be made on arrival of the material
Sinako Youth Entrepreneurship Project	ICT	The project has maintained effective, efficient and transparent internal procurement system.	R204 000.00	R88 251.64	The remaining amount is for project training, after care funding and operational material.
Imizamoyethu Youth	Crop Production	The project has	R215 250.00	R37 910.86	The remaining amount is for project

Name of transferee	Purpose for which the funds were used	Compliance with s 38 (1) (j) of the PFMA	Amount transferred (R'000)	Amount spent by the entity	Reasons for the funds unspent by the entity
Project		maintained effective, efficient and transparent internal procurement system.			training, after care funding and operational material.
Zenzele Youth Business Project	Nursery	The project has maintained effective, efficient and transparent internal procurement system.	R217 200.00	R217 200.00	Not applicable
Sindezama Agricultural Primary Cooperative Limited	Egg Production	The project has maintained effective, efficient and transparent internal procurement system.	R155 950.00	R69 599.11	Unspent funds will be used for after care funding and poultry feed.
Masime Youth Project	Egg Production	The project has maintained effective, efficient and transparent internal procurement system.	R196 100.00	R54 540.36	Unspent funds will be used for after care funding and poultry feed.
Thuthukani Co-operative	Brick Making	The project has maintained effective, efficient and transparent internal procurement system.	R350 000	R252 317.56	The balance is for operational material and administration.
Grand Total			R4,886 100.00	R1,895 836.61	

SUB-PROGRAMME 3.3 (I) SUSTAINABLE LIVELIHOODS

Name of transferee	Purpose for which the funds were used	Compliance with s 38 (1) (j) of the PFMA	Amount transferred (R'000)	Amount spent by the entity	Reasons for the funds unspent by the entity
Gcinisa North Farmers Irrigation	Crop Production	Complied.	R244 076.61	R123 265.43	Project expenditure has been delayed by the procurement of the engine for water purposes.
Tela Community Vegetable Project	Crop Production. Cultivation of land, inputs and travelling costs.	Complied. Procurement processes are followed.	R449 500.00	R16 176.00	Project expenditure has been delayed by the installation of the irrigation system.
Masiphakame Ngxakaxa	Crop Production	Complied	R326 230.00	R234 110.44	The remaining funds are still going to cover the operational costs for the whole year.
Nchodu (Legacy)	Poultry. Purchasing of broiler chicks and feed. Electrification of the poultry structure.	Complied	R250 000.00	R43 998.43	The unspent funds have been reserved for poultry feed that is purchased in different intervals. Unspent funds will be utilised for feed.
Mejamelatane	Bakery. Purchasing of the bakery equipment and inputs. Electrification of the bakery structure.	Complied	R250 000.00	R0,00	The delays in the installation of electricity affected expenditure in the project. Unspent funds will be used

Name of transferee	Purpose for which the funds were used	Compliance with s 38 (1) (j) of the PFMA	Amount transferred (R'000)	Amount spent by the entity	Reasons for the funds unspent by the entity
					on electrification of the bakery structure, procurement of bakery equipment and inputs.
Masinedane Saamstan	Crop Production	Complied. Procurement processes are being followed.	R500,000.00	R500,000.00	Not applicable
Dimbaza Household	Household Cleaning Chemical Project	SLA signed by both parties, attendance register in place, signing of request forms for spending with 3 quotations were necessary for submission of monthly & quarterly reports and monitoring.	R489 923.00	R248 349.67	Project expenditure was delayed by installation of electricity by ESKOM.
Siyakhana E Glen Grey Project	Irrigation System, hiring of tractor, inputs, stationery, aftercare and administrative costs	The entity made assurance that they implement effective, efficient and transparent financial management and internal procurement system.	R213 350.00	R160 919.23	The project experienced delays in expenditure due to internal issues that had to be resolved.
Zusakhe Project	Purchasing of tractor & implements.	Funds were used effectively, transparently and efficiently.	R403 162.40	R142 567.93	The remaining funds are reserved for aftercare funding and inputs.
Vukani Magubevu Farming Project	To purchase seedling, tools, tractor maintenance, diesel uniform, electricity and stationary.	3 quotes, procurement procedures used and minutes of meeting.	R260 625.00	R194 001.47	The remaining funds are reserved for aftercare funding, inputs and capacity building.
Masimanyane Descuur Project	Construction of the office and storage. Purchasing of production inputs.	Complied	R375 000.00	R48 234.41	The project has been delayed by delays in the process of building the office and the storage structure. Production inputs are purchased on a seasonal basis hence the funds not all spent.
Masikhule Community Project	Food Security- Fencing, Office Structure, Irrigation System, Training	Complied. Procurement processes are being followed.	R375 0000.00	R375,000.00	Not applicable
Mthentu Irrigation Scheme Project	Crop Production	Yes	R375 000.00	R290 795.67	The remaining funds are reserved for operational costs.
Phumelela Buthulo	The funds were used for purchasing project stationary for administration, protective clothing, fencing, water tank, material for construction of the poultry structure.	Three quotations were submitted before purchasing and the reasonable ones were selected considering quality.	R250 000.00	R35 745.24	The remaining funds are reserved for operational costs.
Oliver Tambo Development Centre	Implementation of a Bakery in Sterkspruit	Yes	R330 000.0	R226 043.30	Project expenditure was delayed by installation of electricity by ESKOM.

Name of transferee	Purpose for which the funds were used	Compliance with s 38 (1) (j) of the PFMA	Amount transferred (R'000)	Amount spent by the entity	Reasons for the funds unspent by the entity
Mphatlalatsane Project	Purchasing of the tractor and production inputs.	Complied	R422 000.00	R233 907.20	Production inputs are purchased on a seasonal basis hence the funds are not all spent. Also the remaining funds will be utilised for After Care Development.
Vukuzenzele Charcoal Project	Tractor & implements	Funds were used effectively, transparently and efficiently.	R306 962.00	R65 197.00	The remaining funds are reserved for operational costs and aftercare funding.
Thandisizwe Vegetable Project	None	Based on the fact that the the project has not spent the allocated funds, it is difficult to determine the compliance as per s38(1)(j) of the PFMA.	R274 800	R274 800.000	Not applicable
Masiphakame Development Programme	Purchasing of a tractor, inputs and travelling costs.	Complied	R405 062.50	R280 033.50	The remaining funds are reserved for operational costs and aftercare funding.
Early Sure Produce Project	Tractor and implements	They complied to PFMA such that both tranches were deposited. The audited report showed compliance.	R392 541.20	R312 421.20	The remaining funds are reserved for aftercare funding.
Ciko Santini Farmers Association	Purchase of tractor & implements, after care and inputs.	Complied. Procurement processes are being followed.	R376 000.00	R329 238.96	The remaining funds are reserved for operational costs and aftercare funding.
Ematolweni Agri-tourism Project	Crop Production	Yes	R409 600.00	R184 167.93	The remaining funds are reserved for operational costs and aftercare funding.
Gwabeni Garden Project	Crop Production	Yes	R375 000	R160 575.75	The remaining funds are reserved for operational costs and aftercare funding.
Molteno Community Garden	Engine, irrigation system, fencing, stationery, seedlings, training on crop production and auditing.	Complied	R375 000	R375 000	Not applicable
Ethembeni Community Project	Irrigation system, fencing, stationery, protective clothing, garden tools and auditing.	Complied	R375 000.00	R36 343.22	Expenditure has been delayed by delays in the building of the project structure. The remaining funds will be used for operational costs and office furniture.
Birch Farm Community Project	Irrigation system, fencing, seedlings, stationery, toilet, fence, office storage, training on crop production and auditing.	Complied	R375 000.00	R375 000.00	Not applicable
Ikamvalethu Food Security	Implementation of a food security project at Hlankomo Village	Yes	R280 00.00	R280 000.00	Not applicable
Masimanyane Ndlovini	To purchase farm implements e.g. Tractor, 3 furrow, Disc, Trailer, Water pump engine, seeds and seedlings.	3 quotes, procurement procedures used and minutes of meeting.	R478 500.00	R276 995.96	The remaining funds are reserved for operational costs and aftercare funding.
Hlutha Mhlali	Purchasing of a tractor	The project has	R500 000.00	R270 254.00	The remaining funds are

Name of transferee	Purpose for which the funds were used	Compliance with s 38 (1) (j) of the PFMA	Amount transferred (R'000)	Amount spent by the entity	Reasons for the funds unspent by the entity
		maintained effective, efficient and transparent internal procurement systems.			reserved for operational costs and aftercare funding.
Lutho Loncedo	Salaries, purchased tractor, diesel, administration costs and agricultural inputs.	The project has maintained effective, efficient and transparent internal procurement system.	R471 000.00	R396 997.90	The remaining funds are reserved for operational costs and aftercare funding.
Bambanani Garden Project	Purchase of tractor and salaries	Yes	R434 400.00	R235 419.9	The remaining funds are reserved for operational costs and aftercare funding.
Masilime Women's Project	Transport, seedlings, administration costs	The entity made assurance that they implement effective, efficient and transparent internal procurement system.	R490 200.00	R3 089.00	Misunderstanding on the claim on the allocated land delayed project expenditure.
Ubomi Ngumzamo Agricultural	<ul style="list-style-type: none"> • Crop Production • Fencing of the field • Installation of irrigation • Administrative activities • Construction of office & Storeroom(still in process) 	They complied to PFMA such that both trenches were deposited. The audited report showed compliance.	R250,626.00	R250,626.00	Not applicable
Grand Total			R 12,083,559.62	R6,979,274.74	

SUB-PROGRAMME 3.3 (II) WOMEN DEVELOPMENT

Name of transferee	Purpose for which the funds were used	Compliance with s 38 (1) (j) of the PFMA	Amount transferred (R'000)	Amount spent by the entity	Reasons for the funds unspent by the entity
Sikhulise poultry farming	Poultry	Complied with the act	R197 818.00 Strengthening	R123 818.00	The balance of R74 000 is reserved for daily operations including the payment of stipend for the upcoming months.
Likamva lethu Development Project	Poultry	Complied with the act	R224 000.00 1 ST Tranche.	R202 000.00	The balance of R22 000 will be used for daily operations and implementation of the project.
Luthulini Project, Luthulini	Poultry	A cheque and savings accounts were opened .Three signatories sign at the bank 3 quotes acquired and requisition signed and approved before purchasing. Project trained on financial management .The project submits monthly reports and financial statements	R240 000 14/11/2012	R17 932.49	The remaining funds will be used to purchase operational material i.e broilers, feed and medication

Name of transferee	Purpose for which the funds were used	Compliance with s 38 (1) (j) of the PFMA	Amount transferred (R'000)	Amount spent by the entity	Reasons for the funds unspent by the entity
Thokozani Women Co-op	Poultry	Complied because they submitted compliance audit report. The entity reported and submitted financial reports every month	R 250 000.00	R 278 280.63	First trench and second trench were deposited later than the due dates. There were challenges with the service provider/ builder. Weather conditions blocked progress in building the poultry structure
Nomabungeni Women Co - operative	Poultry	Complied with the act.	R250 000.00	R113 573.00	The unspent funds will be utilised for purchasing egg layers, feed, feeders, drinker, cages, packaging of products and transport.
Sindwezama women co op	Brick making	Complied with the act	R263 901 00	R74 065 06	The balance is reserved to pay the stipend.
Masithembane Poultry Farming Co op	Poultry	Yes	R321 599 00	R181 091 45	The balance is reserved to pay stipend and outstanding operational equipment in the project
Siyazama Women's Project	Poultry	Yes	R298 000.00	R134 612.64	The project received their amount on the 12/12/2012. During this period it was difficult to do procurement and implementation because most of the suppliers were closing for holiday. The project started to spend and the bulk of funds left are for stipends, chickens, and chicken feed. There is a plan in place to spend the funds in this current financial year. Members of the project submitted letters of extension and procurement plan for the remaining amount.
Sophakama Agricultural Project	Crops & Poultry		R346 000	R44 498.53	The funds are reserved for the payment of stipend for the members
Gwebindlala Coop	Bakery	Complied	R225 000.00	R 225 000.00	Not applicable
Mgxojeni Poultry Project	Poultry	Complied	R270 000	R270 000.00	Not applicable
Khuthalani Poultry	Egg Production	Complied	R330 000	R 160 133.39	The funds are reserved for the payment of stipend for the members
Rhodes Masakhane	Poultry	Complied	R250 000	R 145 384.70	<ul style="list-style-type: none"> Project expenditure was delayed by the finalization of the site and approval of the structure. The remaining funds will be used for actual operations of the project
Masimanyane Makhosikazi Butchery	Butchery	Complied	R464 892	R 261 511.87	<ul style="list-style-type: none"> Non-installation of electricity in the new project site delayed expenditure by the project. The remaining funds will fund project operations after the installation of electricity by ESKOM.
Lesedi Bana Ba Lebanya	Egg production	Complied	R250 000,00	R176 718,65	Poultry feed is purchased in different intervals hence the funds are not all spent. Unspent funds will be utilized for feed.
Ikaheng Protea Project	Egg Production	Complied	R250 000,00	R238 884,95	The unspent funds will be utilized to purchase feed

Name of transferee	Purpose for which the funds were used	Compliance with s 38 (1) (j) of the PFMA	Amount transferred (R'000)	Amount spent by the entity	Reasons for the funds unspent by the entity
Chibini Poultry Project	Poultry farming	Complied	R250 000.00	R103 617 .75	The unspent funds will be utilised for purchasing egg layers, feed, feeders, drinker, cages, packaging of products and transport.
Khanyisa Ntsimbi women development	Sewing and Beadwork	They have complied according to the SLA	R292,750.00	R76,959.61	The funds are reserved for the payment of stipend for the members
Rhwantsini Women Development	Broilers	They have complied according to the SLA	R292,750.00	R19,519.98	The expenditure was delayed by non-installation of electricity. The unspent funds will be used to fund project operations and payment of stipend for project members
Sivukile Zazela	Poultry	They have complied according to the SLA	R267,476.70	R110,133.65	The funds are reserved for the payment of stipend for the members
Masiphathisane Mbaxa	Broilers	They have complied according to the SLA	R250,000.00	R250 000.00	Not applicable
Masiphakame Bakery	Baking	They have complied according to the SLA	R315,000.00	R63,539.36	To purchase Prover, gas stove, generator and water tank
Nomanyano Project	Poultry	They have complied according to the SLA	R267,476.70	R132,097.70	The funds are reserved for the payment of stipend for the members
Mzingisi women Project	Poultry	The project has maintained effective, efficient and transparent internal procurement system.	R354 400.00	R67 335.83	The project experienced delays in the implementation.
Inkwenkwezi Project	Poultry	The project has maintained effective, efficient and transparent internal procurement system.	R170 800.00	R146 529.00	The funds are reserved for the payment of stipend for the members
Nolizwe Women Development	Poultry	Based on the fact that the project has not spent the allocated funds, it is difficult to determine the compliance as per s38(1)(j) of the PFMA.	R250 000.00	R250 000.00	Not applicable
Phaphamani Poultry Project	Poultry	The project has maintained effective, efficient and transparent internal procurement system.	R413 200.00	R61 785.01	The poultry structure is not yet completed therefore it is difficult to pursue other activities. The remaining funds will be used to fund operational equipment.
Siyimpendulo co-operative limited	Poultry.	The project complied with the PFMA.	R313 428.80	R35 231.31	The project experienced delays in its operations which delayed the expenditure.
Hlumelo Poultry & Multipurpose Coop	Poultry	They did not comply with the PFMA. On their first purchase they didn't bring quotations, they bought without requesting. They used an amount of R15 000.00.	R450 000.00	R55 542.83	The project experienced delays in its operations which delayed the expenditure.
Red Location Backpackers	Accommodation	The organisation did not open a cheque account and the savings account. Therefore all the transactions are done on the same account	R250 000	R210 376.00	The project experienced delays in its operations which delayed the expenditure.
Siqalo Bakery	Bakery		R430 000	R00.00	There was non-cooperation by one of the signatories in the

Name of transferee	Purpose for which the funds were used	Compliance with s 38 (1) (j) of the PFMA	Amount transferred (R'000)	Amount spent by the entity	Reasons for the funds unspent by the entity
					project. This delayed expenditure by the project.
Mawethu Sewing Multi-purpose	Sewing	Organisation is monitored monthly for compliance and progress	R250 000	R210,652	The remaining funds have been budgeted for compliance auditing, rental Electricity, security and software for textile embroidery
Clarkson Sewing & Beadwork	Sewing & Beadwork	Project complying	R317 200	R61 722-10	The project had to revisit its pre-implementation plan to plan for the after care policy.
Bayahluma Sewing & Beadwork	Sewing	Project complying	R250 000	R147 463-55	Electricity was not installed by the municipality until late February 2013. Could only start to continue to spend funding effectively after installation, as shortage of electricity stalled general progress of this project.
Masiqhubekeni	Poultry	Complied	R446 000	R109 265.58	The project experienced challenges in purchasing office container. The funds will be used to purchase the container, operational material, auditing, sign board and stipend for the members.
Makhazi Piggery	Piggery rearing	Complied	R250 000.00	R 107 768.37	The remaining amount will be utilized for : Capacity Building, Pig Feed, Medicine, Cool room, Travelling costs, Toilet, Electricity and Auditing.
Njongozikhabile	Poultry	Complied	R124 000	R29 000.00	To build a small structure Salaries Chicken medicine Auditing
Zinzisa	Poultry	Complied	R250 000	R34 551.17	The project delayed in procuring the operational material and equipment. The remaining funds will be utilised for auditing and purchasing of operational material
Mzamomhle	Poultry	Yes	R250 000	R 167 354.75	The remaining funds are reserved for project capacity building, purchasing of material and equipment, and electricity.
Grand Total			R11,370,692.20	R5,097,950.91	



Building a
Caring Society,
TOGETHER

Private Bag X0039, Bhishe
Tel: 043 605 5218 | **Fax:** 043 605 5475
www.socdev.ecprov.gov.za

PR219/2013 | ISBN: 978-0-621-42066-1